CS 184: Foundations of Computer Graphics

Kinematics of Articulated Bodies

Rahul Narain

Kinematics vs. dynamics

- Kinematics = motion but no forces
  - Keyframing, motion capture, etc.
- Dynamics = motion from forces
  - Simulation

If you want to know more about dynamics and simulation...

- Particles and rigid bodies:
  - Baraff and Witkin, “Physically Based Modeling”, 2001
- Deformable bodies:
  - James O’Brien’s CS 283 slides and readings on elastic simulation
- Fluids:
  - Bridson and Müller-Fischer, “Fluid Simulation for Computer Animation”, 2007

Articulated bodies

- Rigid bodies connected with joints
  - Topology (what's connected to what)
  - Geometric relations from joints
- Not necessarily what's displayed in the end

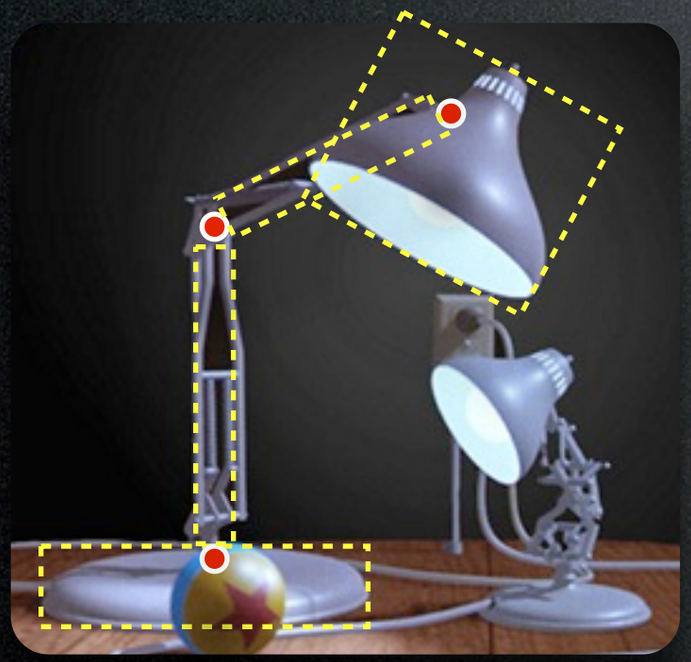

Articulated bodies

- Root body
  - Position and orientation set by “global” transformation
  - Other bodies move relative to root

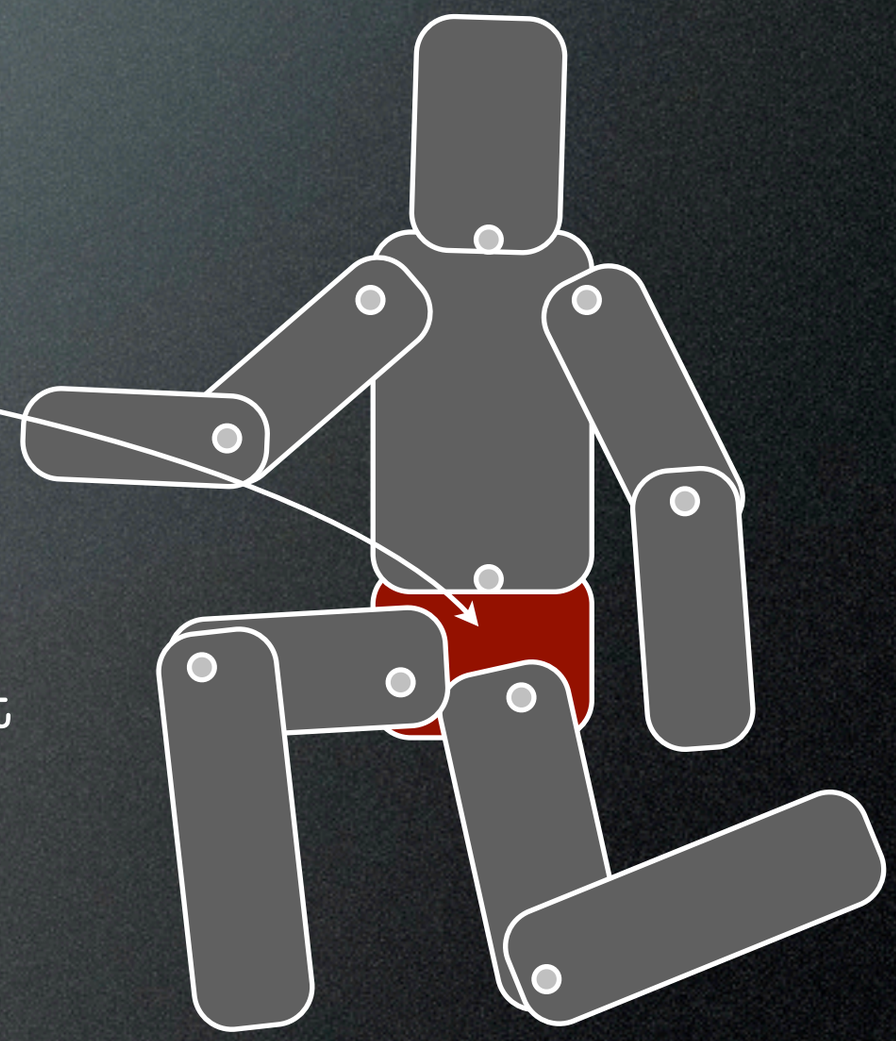

Articulated bodies

- A joint
  - Inboard body (towards root)
  - Outboard body (away from root)

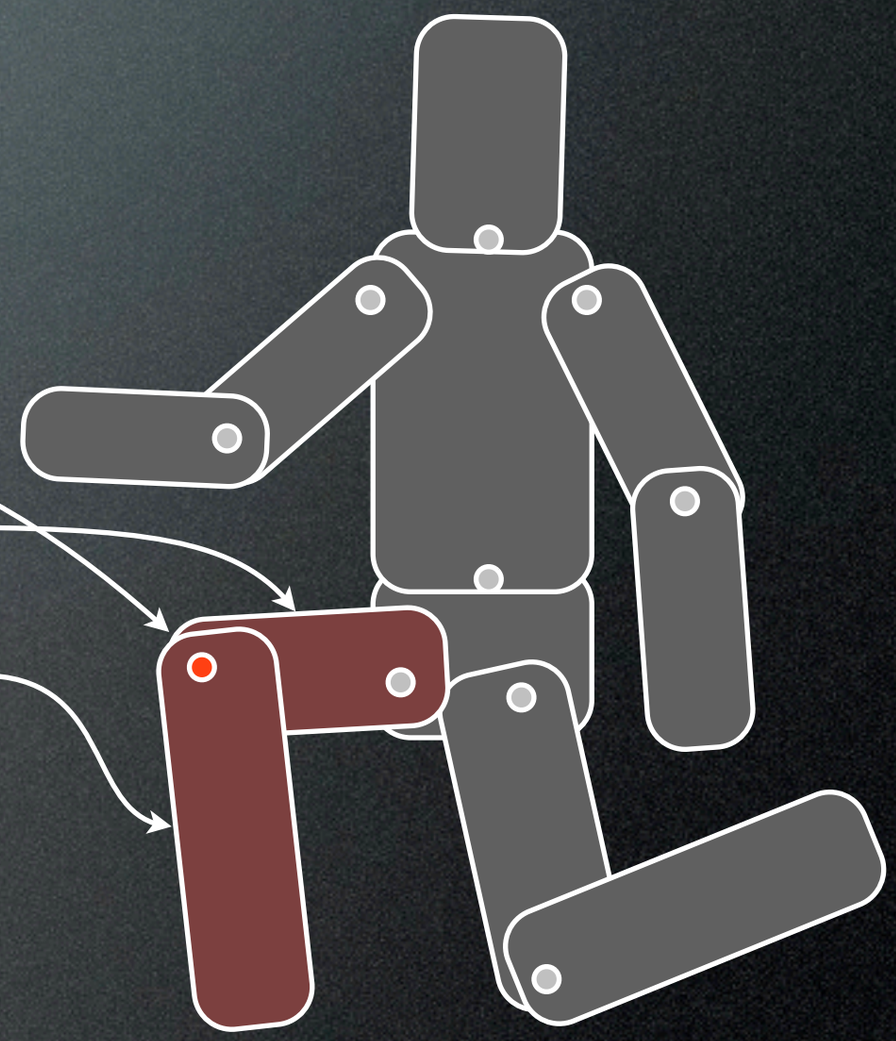

Articulated bodies

- A body
  - Inboard joint
  - Outboard joint(s)
  - Parent
  - Child(ren)

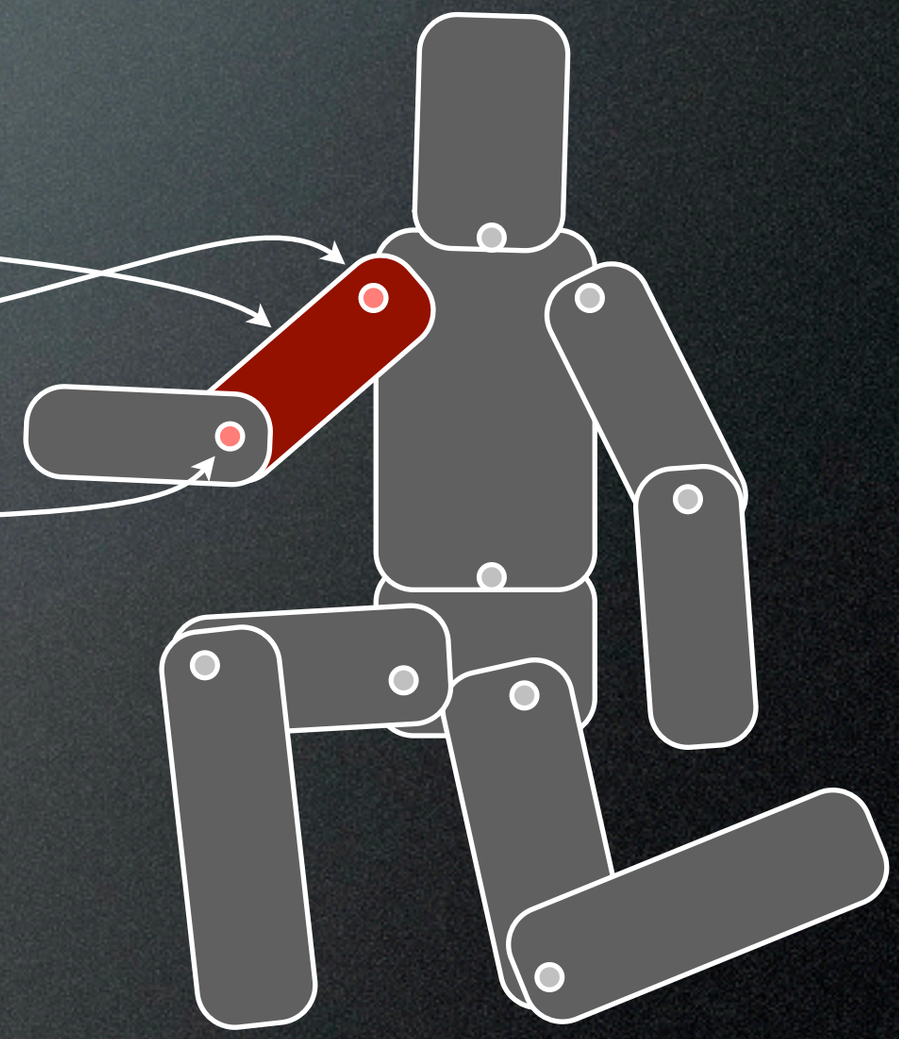

Articulated bodies

- A body
- Inboard joint
- Outboard joint(s)
- Parent
- Child(ren)

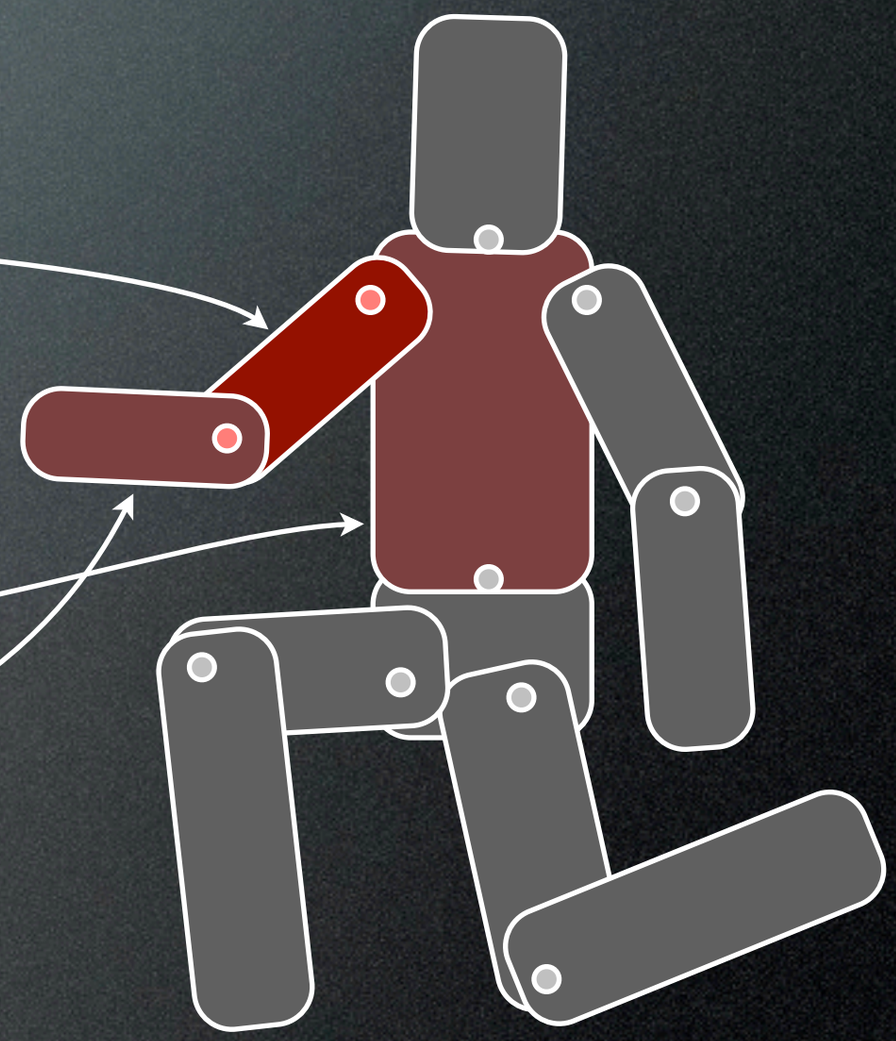

Articulated bodies

- Interior joints are typically not 6 DOF

Pin joint:
rotation about one axis

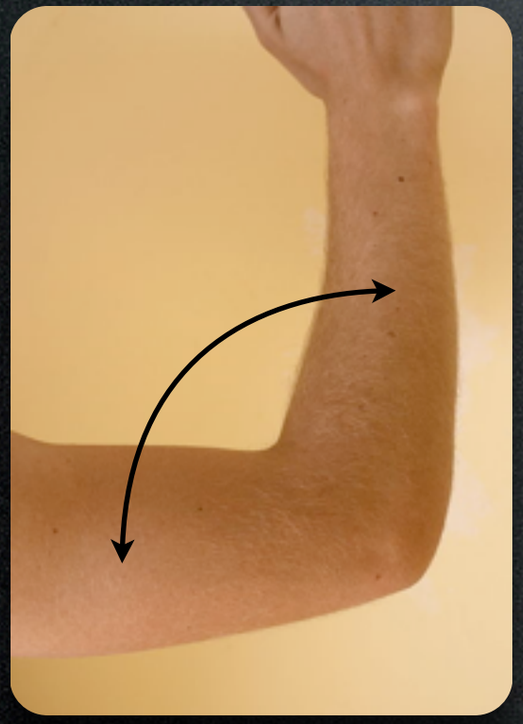

Ball:
arbitrary rotation

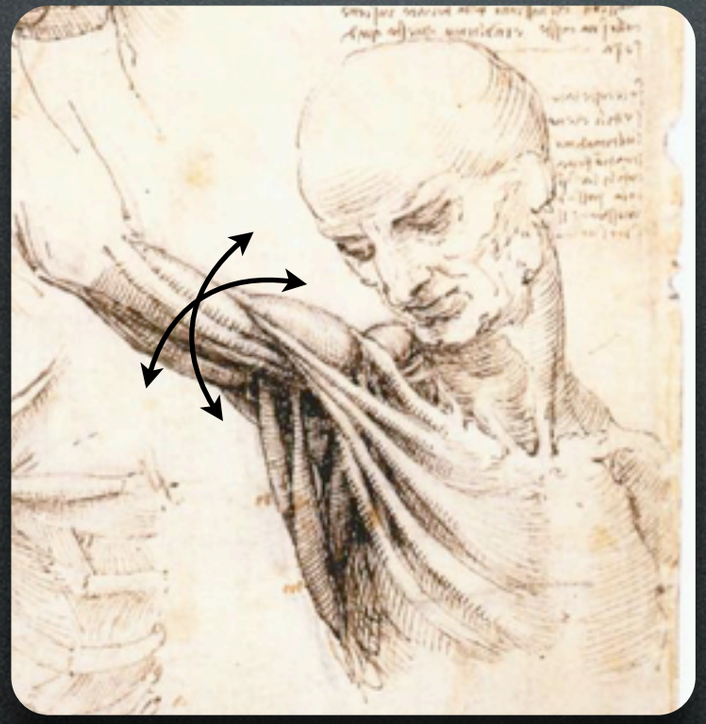

Prism joint:
translation along one axis

Wikimedia Commons

Forward and inverse kinematics

- Forward kinematics:
  - Given all the joint parameters, where are the bodies?
- Inverse kinematics:
  - Given where I want some body to be, what joint parameters do I need to set?

Forward kinematics

- Each body gets its own local coordinate system
  - Position of a vertex is fixed relative to local coordinate system
  - What is its position relative to world coordinates?

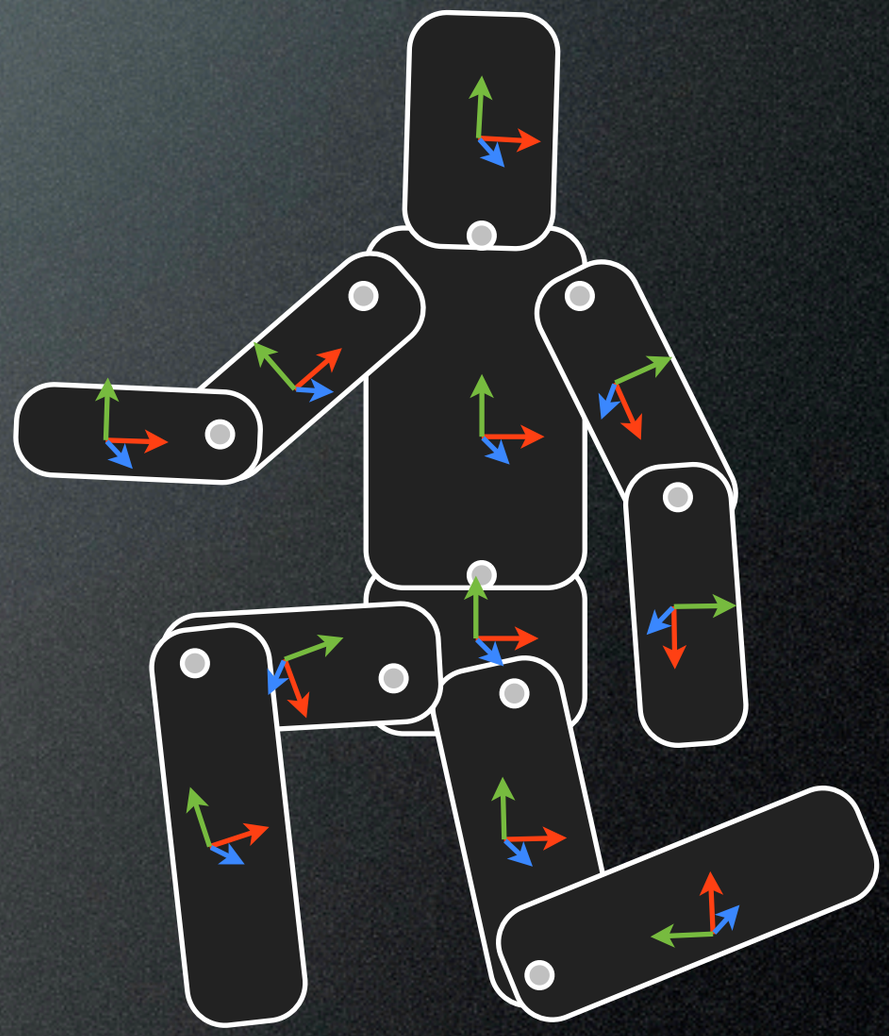

Forward kinematics

- Pin joints
- Translate inboard joint to origin
- Apply rotation about axis
- Translate origin to location of outboard joint on parent body

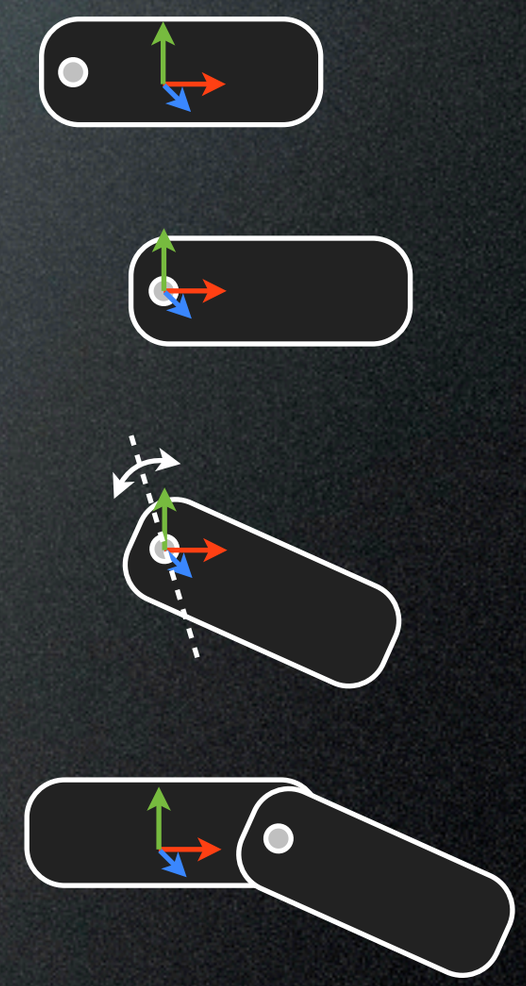

Forward kinematics

- Ball joints
  - Translate inboard joint to origin
  - Apply rotation about arbitrary axis
  - Translate origin to location of outboard joint on parent body

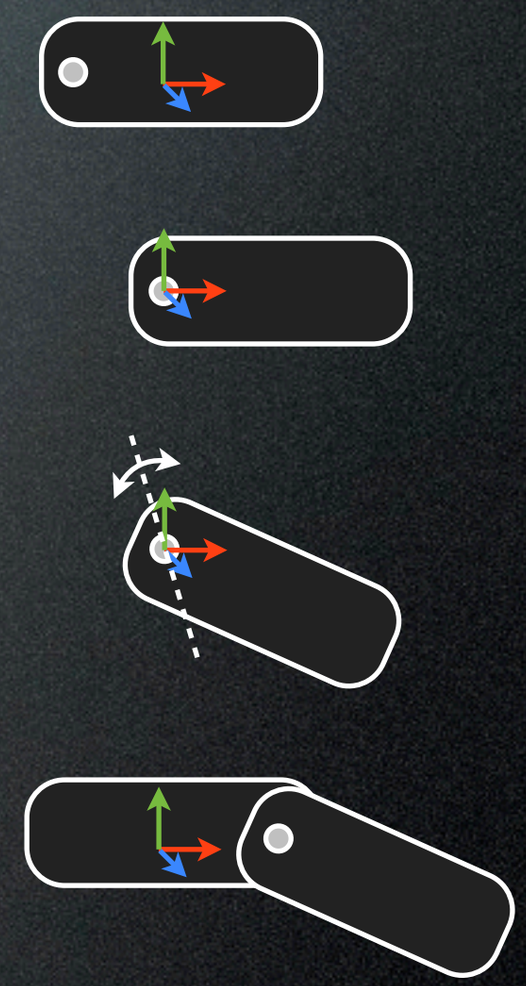

Forward kinematics

- Prism joints
  - Translate inboard joint to origin
  - Translate along axis
  - Translate origin to location of outboard joint on parent body

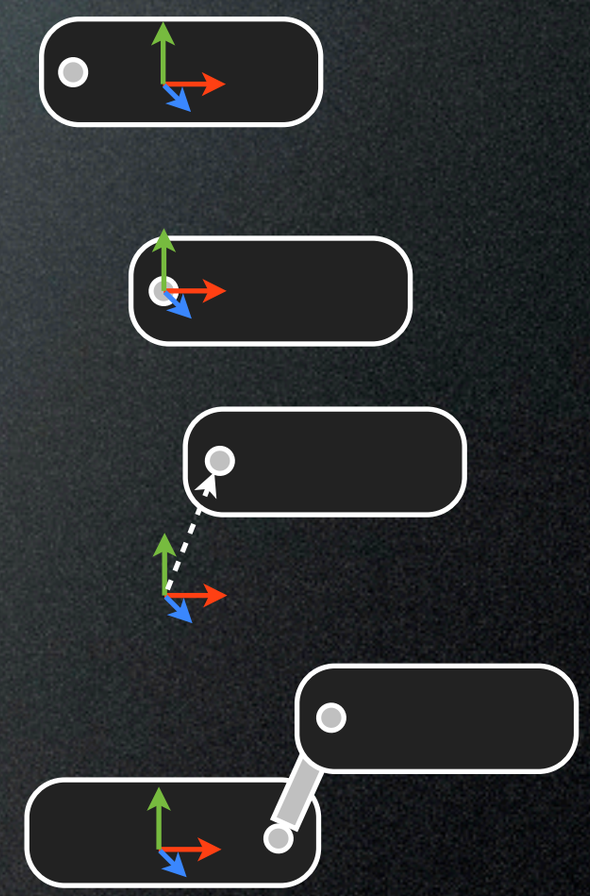

Forward kinematics

- Composite transformations up the hierarchy

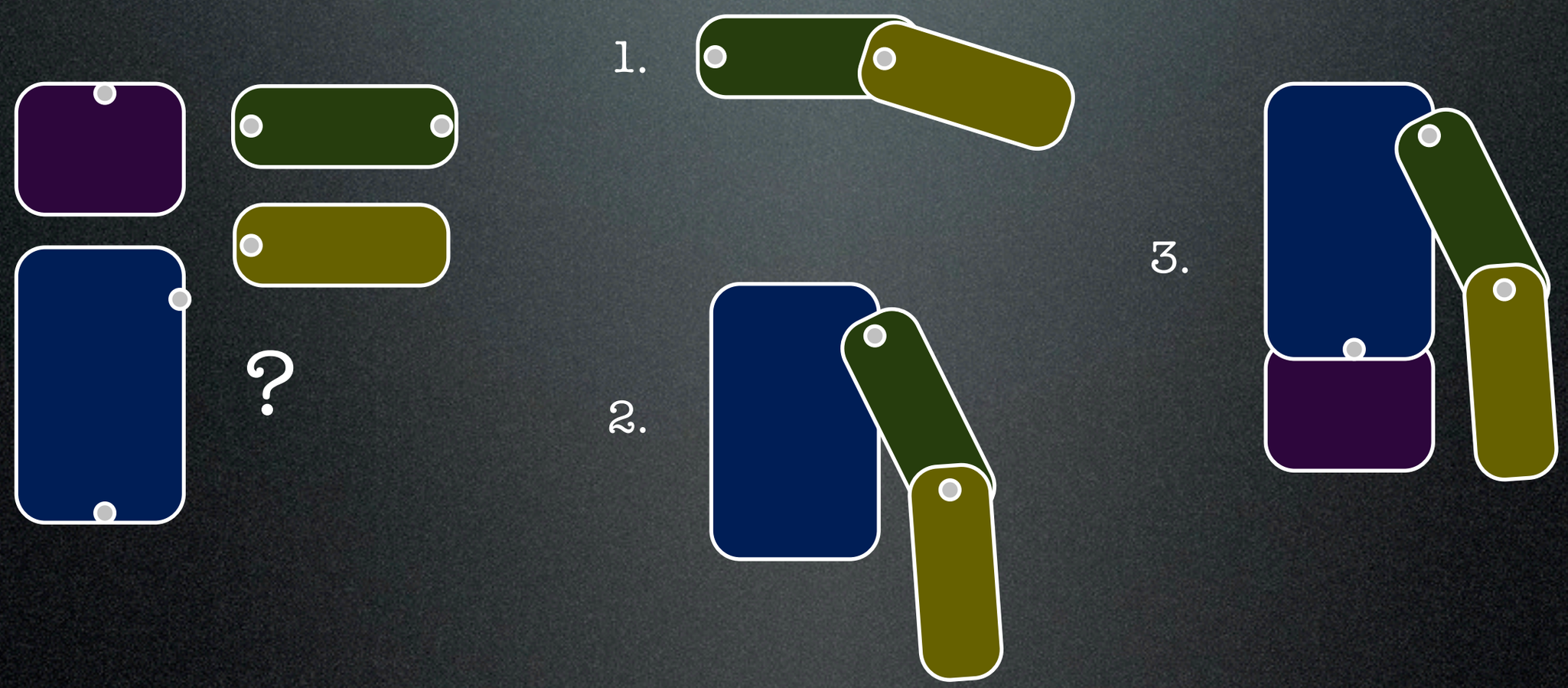

- $\mathbf{M}_{\text{world}\leftarrow\text{forearm}} = \mathbf{M}_{\text{world}\leftarrow\text{hip}} \cdot \mathbf{M}_{\text{hip}\leftarrow\text{torso}} \cdot \mathbf{M}_{\text{torso}\leftarrow\text{upperarm}} \cdot \mathbf{M}_{\text{upperarm}\leftarrow\text{forearm}}$

Forward kinematics

- Composite transformations up the hierarchy

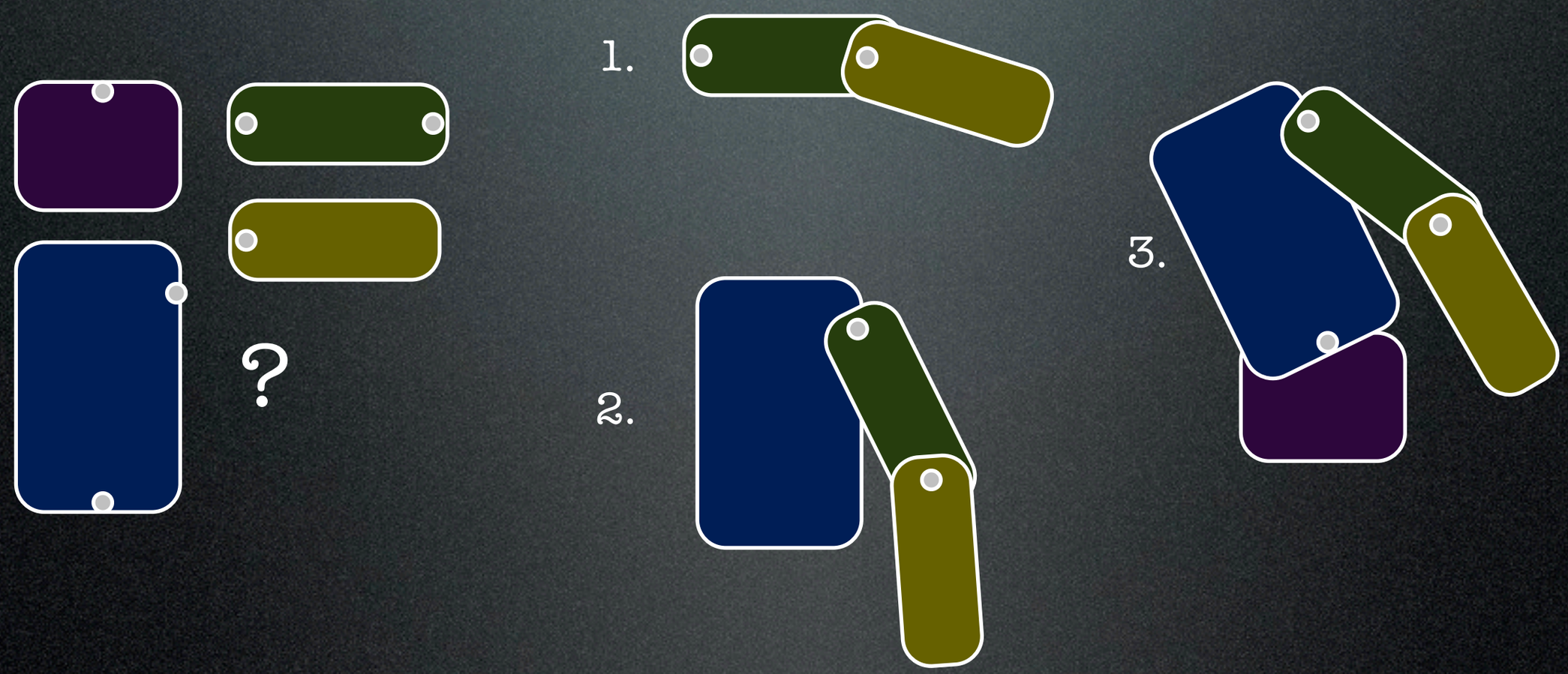

Inverse kinematics

- Given
  - Root transformation
  - Initial configuration
  - Desired location of end point
- Find
  - Internal parameter settings

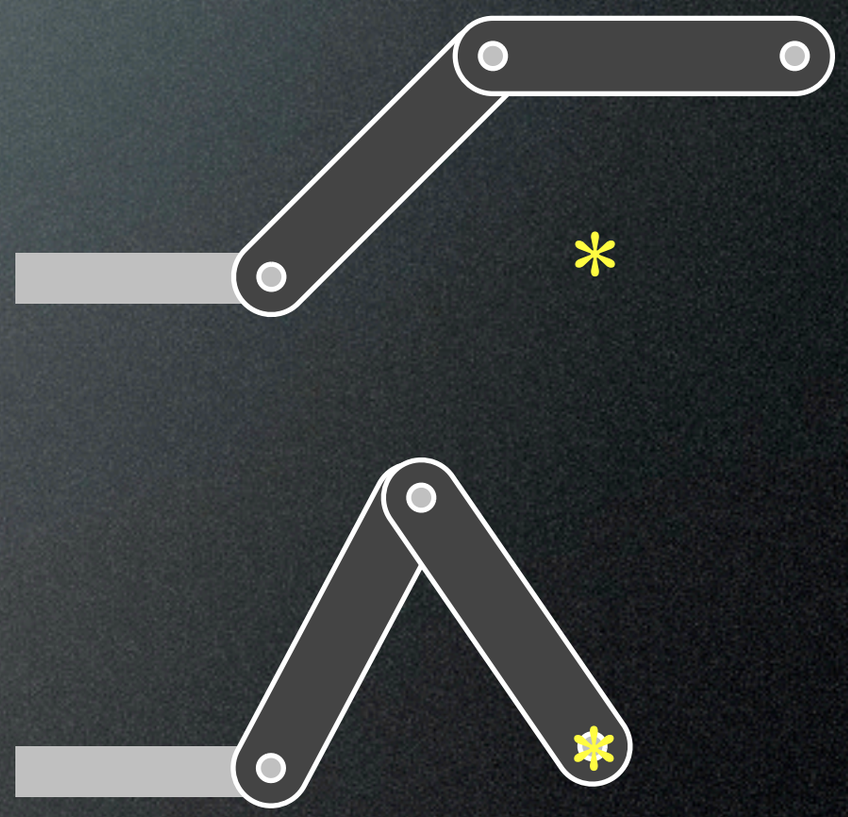

Inverse kinematics

- A simple two segment arm in 2D

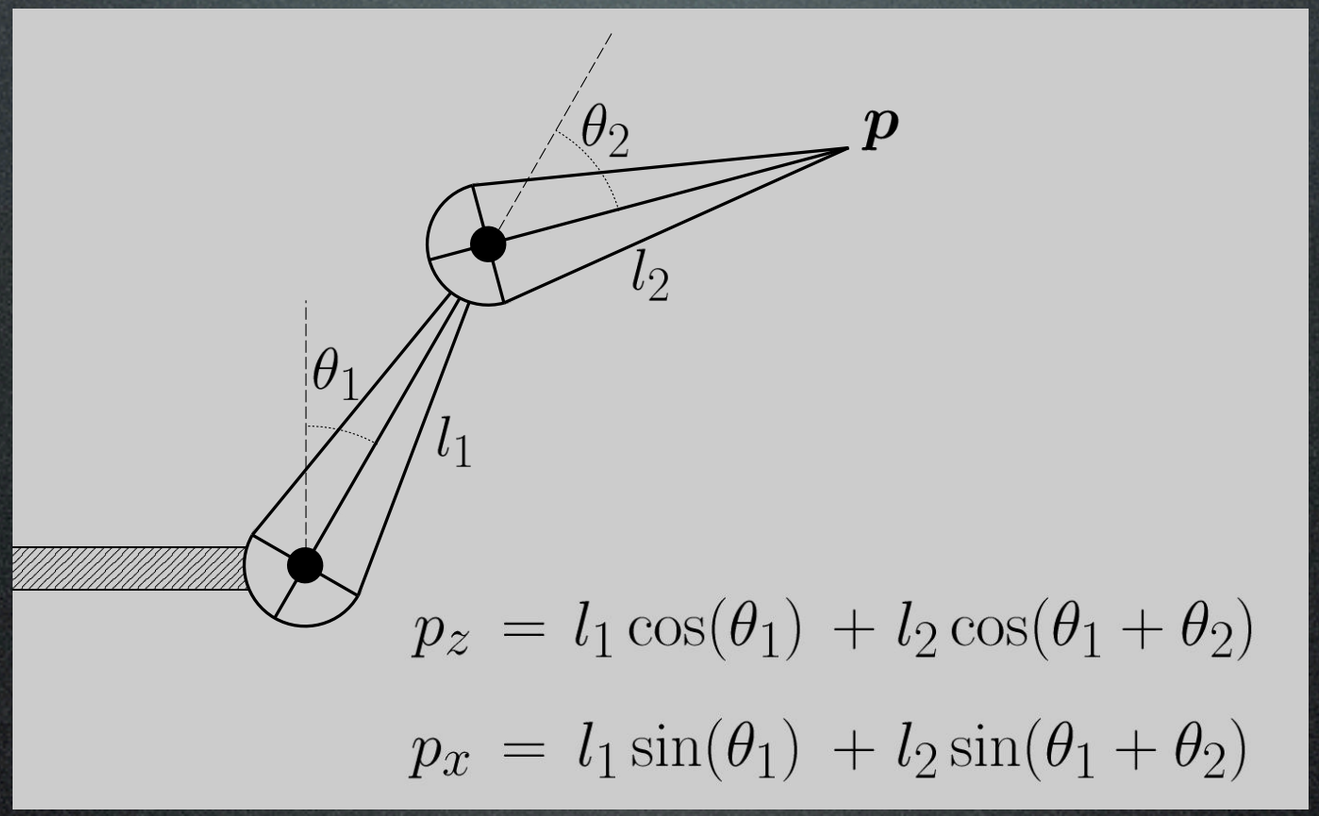

James O'Brien

Direct IK

- Just solve for the parameters! What's the problem?

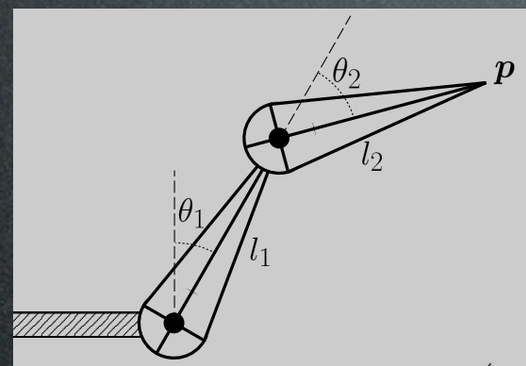

$$\theta_2 = \cos^{-1}\left(\frac{p_z^2 + p_x^2 - l_1^2 - l_2^2}{2 l_1 l_2}\right)$$

$$\theta_1 = \frac{-p_z l_2 \sin(\theta_2) + p_x(l_1 + l_2 \cos(\theta_2))}{p_x l_2 \sin(\theta_2) + p_z(l_1 + l_2 \cos(\theta_2))}$$

Why is this hard?

Multiple disconnected solutions

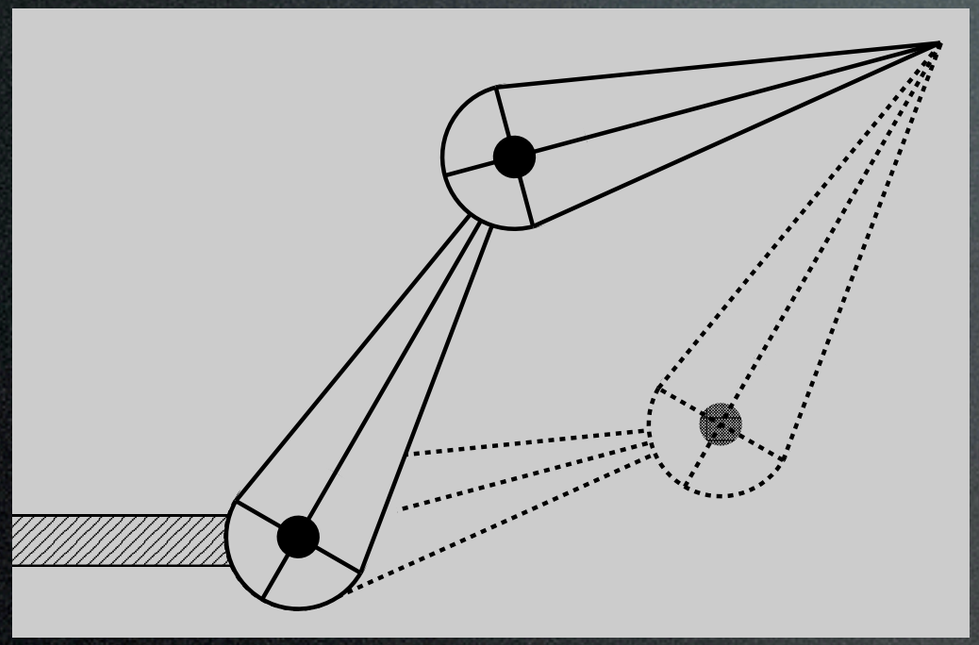

Multiple **connected** solutions

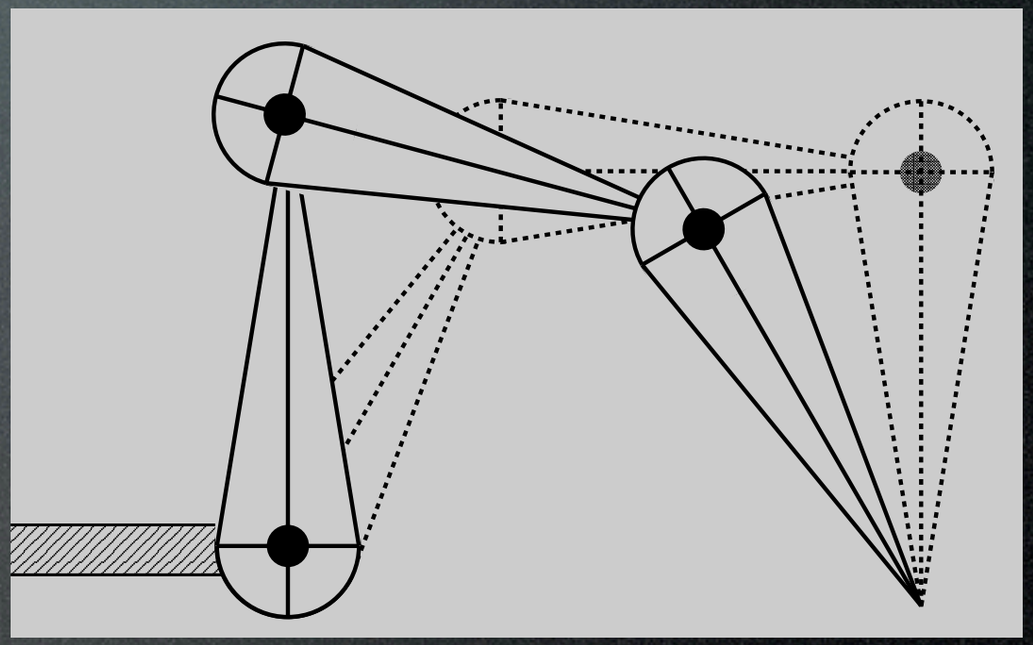

Why is this hard?

Solutions don’t always exist

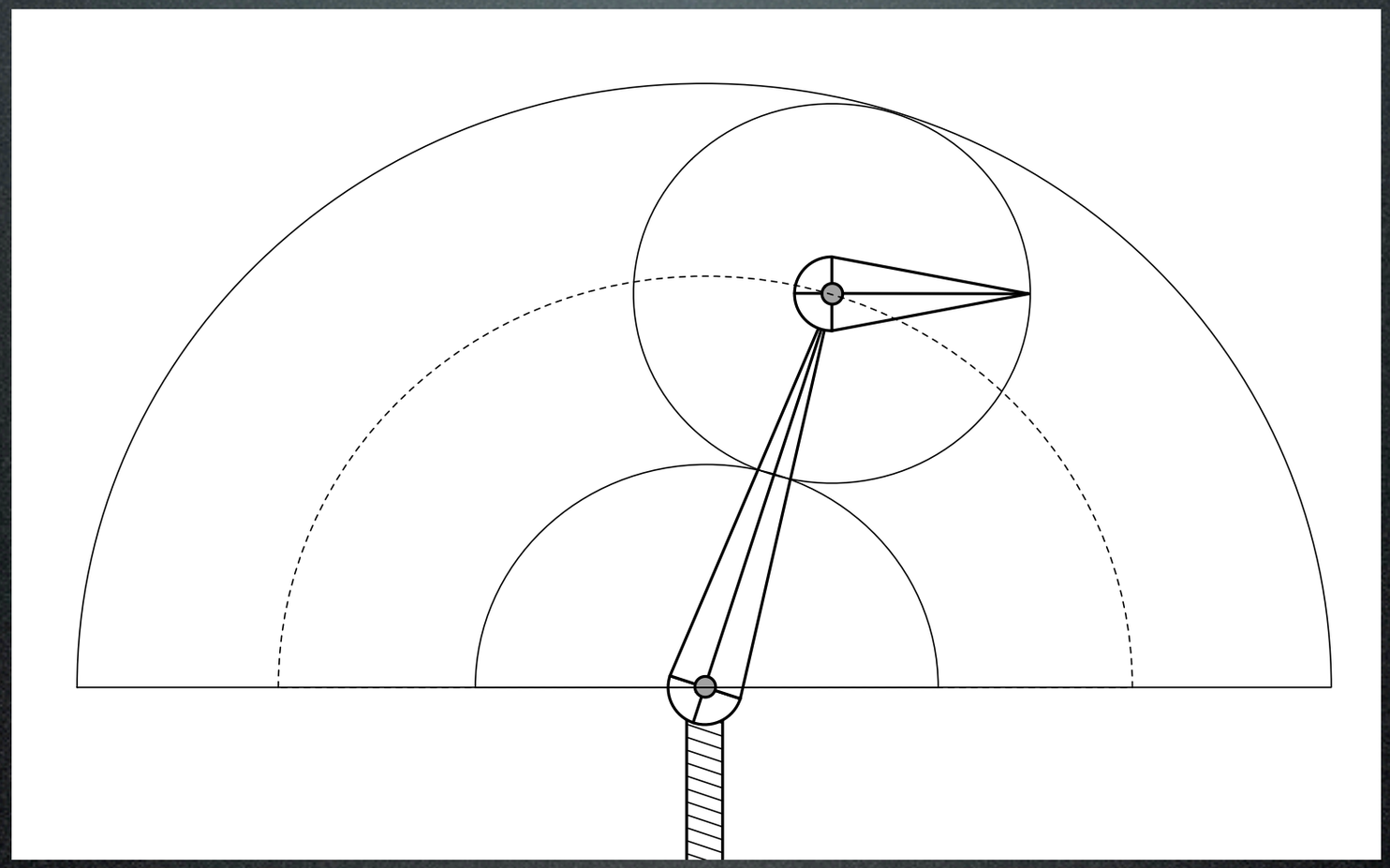

Numerical IK

- Start in some initial configuration
- Define an error metric (e.g. $\mathbf{p}_{\text{goal}} - \mathbf{p}_{\text{current}}$)
- Compute Jacobian of error w.r.t joint angles $\boldsymbol{\theta}$
- Apply Newton's method (or other procedure)
- Iterate...

Inverse kinematics

- Recall the simple two segment arm:

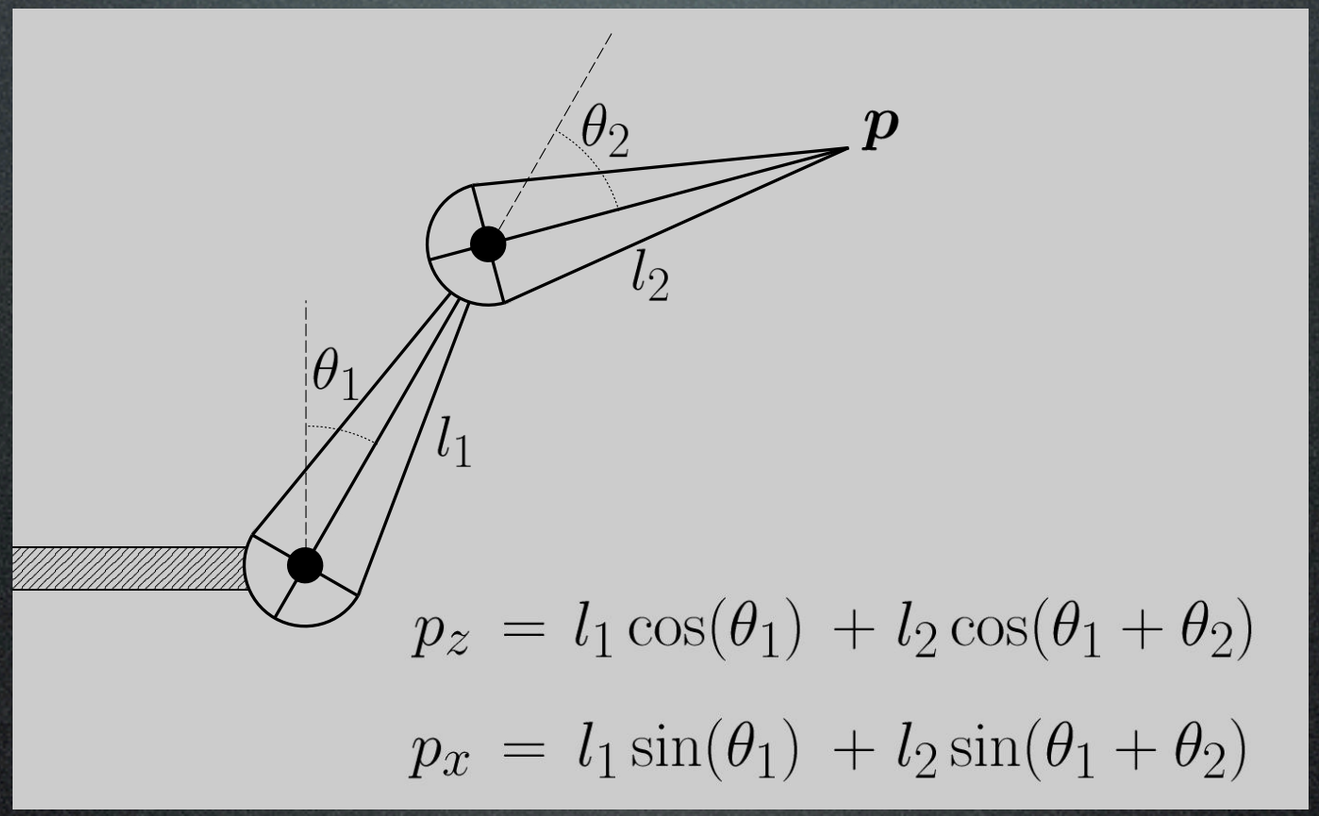

Numerical IK

- We can write the derivatives

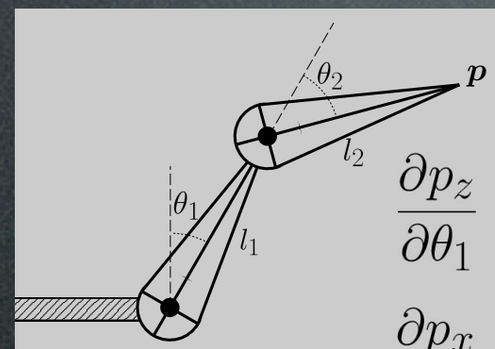

$$\frac{\partial p_z}{\partial \theta_1} = -l_1 \sin(\theta_1) - l_2 \sin(\theta_1 + \theta_2)$$

$$\frac{\partial p_x}{\partial \theta_1} = l_1 \cos(\theta_1) + l_2 \cos(\theta_1 + \theta_2)$$

$$\frac{\partial p_z}{\partial \theta_2} = - l_2 \sin(\theta_1 + \theta_2)$$

$$\frac{\partial p_x}{\partial \theta_2} = + l_2 \cos(\theta_1 + \theta_2)$$

Numerical IK

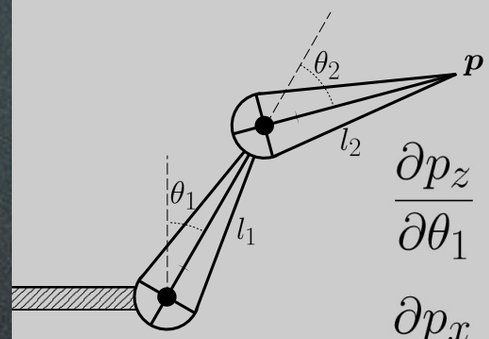

$$\frac{\partial p_z}{\partial \theta_1} = -l_1 \sin(\theta_1) - l_2 \sin(\theta_1 + \theta_2)$$

$$\frac{\partial p_x}{\partial \theta_1} = l_1 \cos(\theta_1) + l_2 \cos(\theta_1 + \theta_2)$$

$$\frac{\partial p_z}{\partial \theta_2} = - l_2 \sin(\theta_1 + \theta_2)$$

$$\frac{\partial p_x}{\partial \theta_2} = + l_2 \cos(\theta_1 + \theta_2)$$

- If we change the angles by a small amount $d\theta_1$ and $d\theta_2$, this tells us how p_x and p_z change.

The Jacobian

- Matrix of partial derivatives $J_{ij} = \frac{\partial p_i}{\partial \theta_j}$
- For a two segment arm in 2D,

$$\mathbf{J} = \begin{bmatrix} \frac{\partial p_x}{\partial \theta_1} & \frac{\partial p_x}{\partial \theta_2} \\ \frac{\partial p_z}{\partial \theta_1} & \frac{\partial p_z}{\partial \theta_2} \end{bmatrix}$$

The Jacobian

- A small change in $\boldsymbol{\theta}$ leads to a small change in $\mathbf{p}$

$$\mathrm{d}p_x = \frac{\partial p_x}{\partial \theta_1}\mathrm{d}\theta_1 + \frac{\partial p_x}{\partial \theta_2}\mathrm{d}\theta_2$$

$$\mathrm{d}p_z = \frac{\partial p_z}{\partial \theta_1}\mathrm{d}\theta_1 + \frac{\partial p_z}{\partial \theta_2}\mathrm{d}\theta_2$$

$$\mathrm{d}\mathbf{p} = \begin{bmatrix} \frac{\partial p_x}{\partial \theta_1} & \frac{\partial p_x}{\partial \theta_2} \\ \frac{\partial p_z}{\partial \theta_1} & \frac{\partial p_z}{\partial \theta_2} \end{bmatrix} \cdot \begin{bmatrix} \mathrm{d}\theta_1 \\ \mathrm{d}\theta_2 \end{bmatrix} = \mathbf{J} \cdot \mathrm{d}\theta$$

- So... if we want to change $\mathbf{p}$, this tells us how to change $\boldsymbol{\theta}$?

$$\mathrm{d}\mathbf{p} = \mathbf{J} \cdot \mathrm{d}\theta$$

$$\mathrm{d}\theta = \mathbf{J}^{-1} \cdot \mathrm{d}\mathbf{p}?$$

The Jacobian

- Put another way, J tells us approximately how much x will change in world space when we adjust a joint parameter q_i.

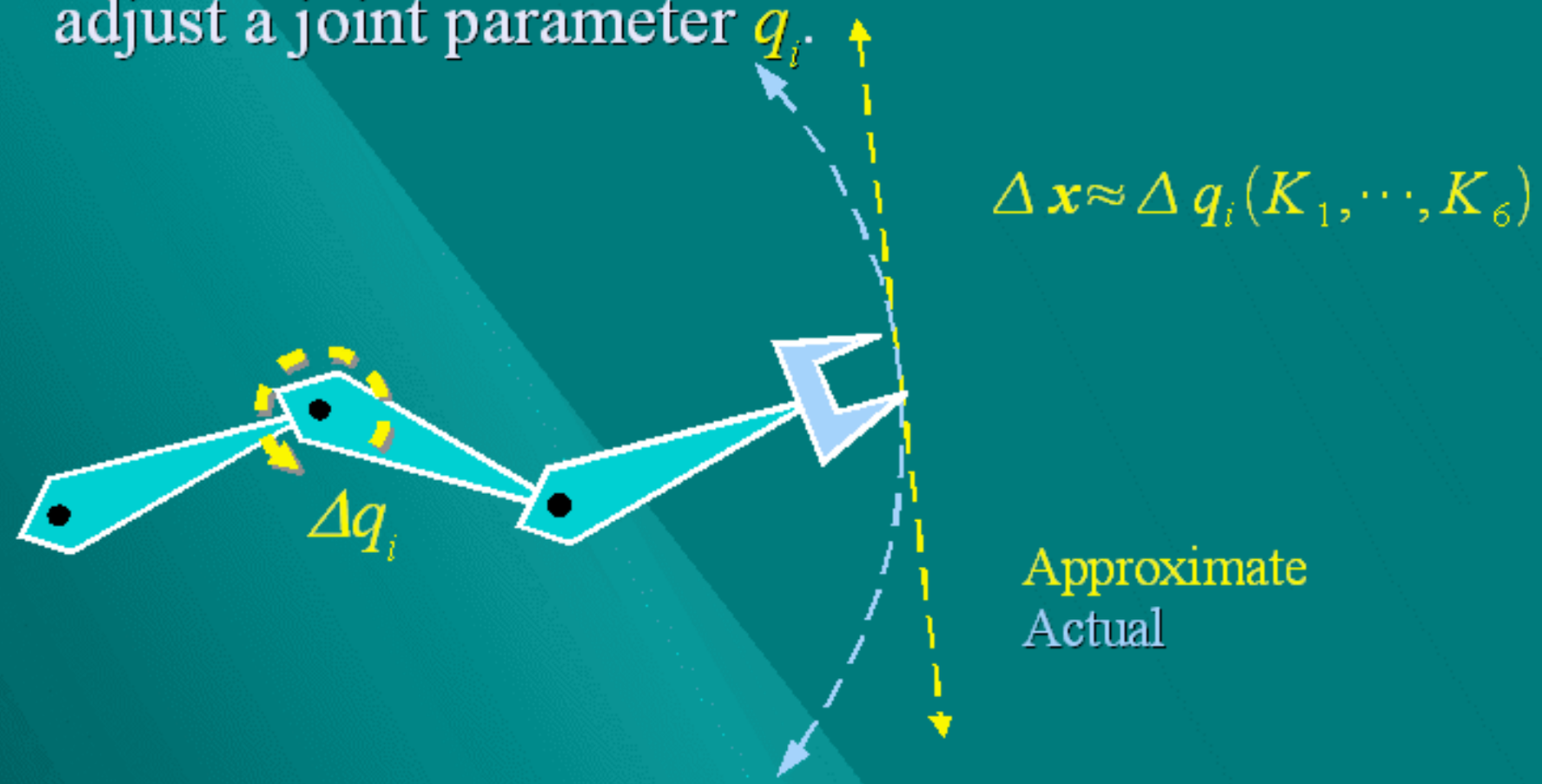

Bill Baxter

Back to inverse kinematics

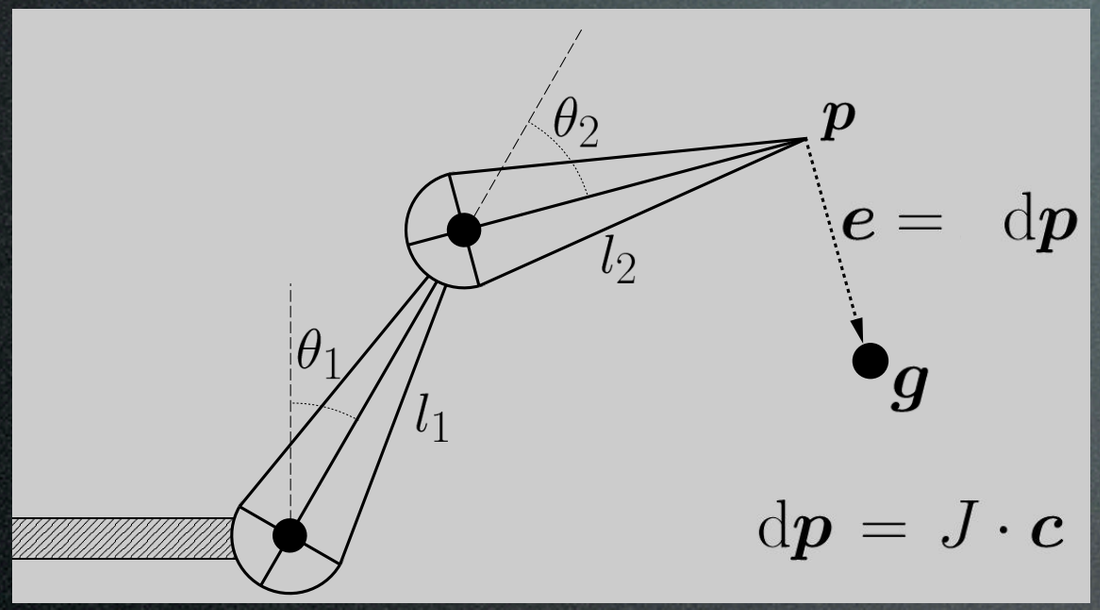

$$\mathrm{d}\boldsymbol{p} = J \cdot \boldsymbol{c} = \mathbf{J} \cdot \mathrm{d}\theta$$

- We want **p** to change by d**p**
- Can we simply change **θ** by d**θ** = $\mathbf{J}^{-1}$ d**p**?
  - ...Is **J** invertible?

Inverse kinematics

- Problems:
  - Jacobian may (will!) not be invertible → use pseudo-inverse, or use more robust numerical method
  - Jacobian is not constant → take small steps
- Nonlinear optimization, but (mostly) well-behaved

More complex systems

- More complex joints (prism and ball)
- More links
- Other goals (e.g. center of mass)
- Hard constraints (joint limits, collisions)
- Multiple criteria and multiple chains

Multiple links

- We need a generic way of building the Jacobian

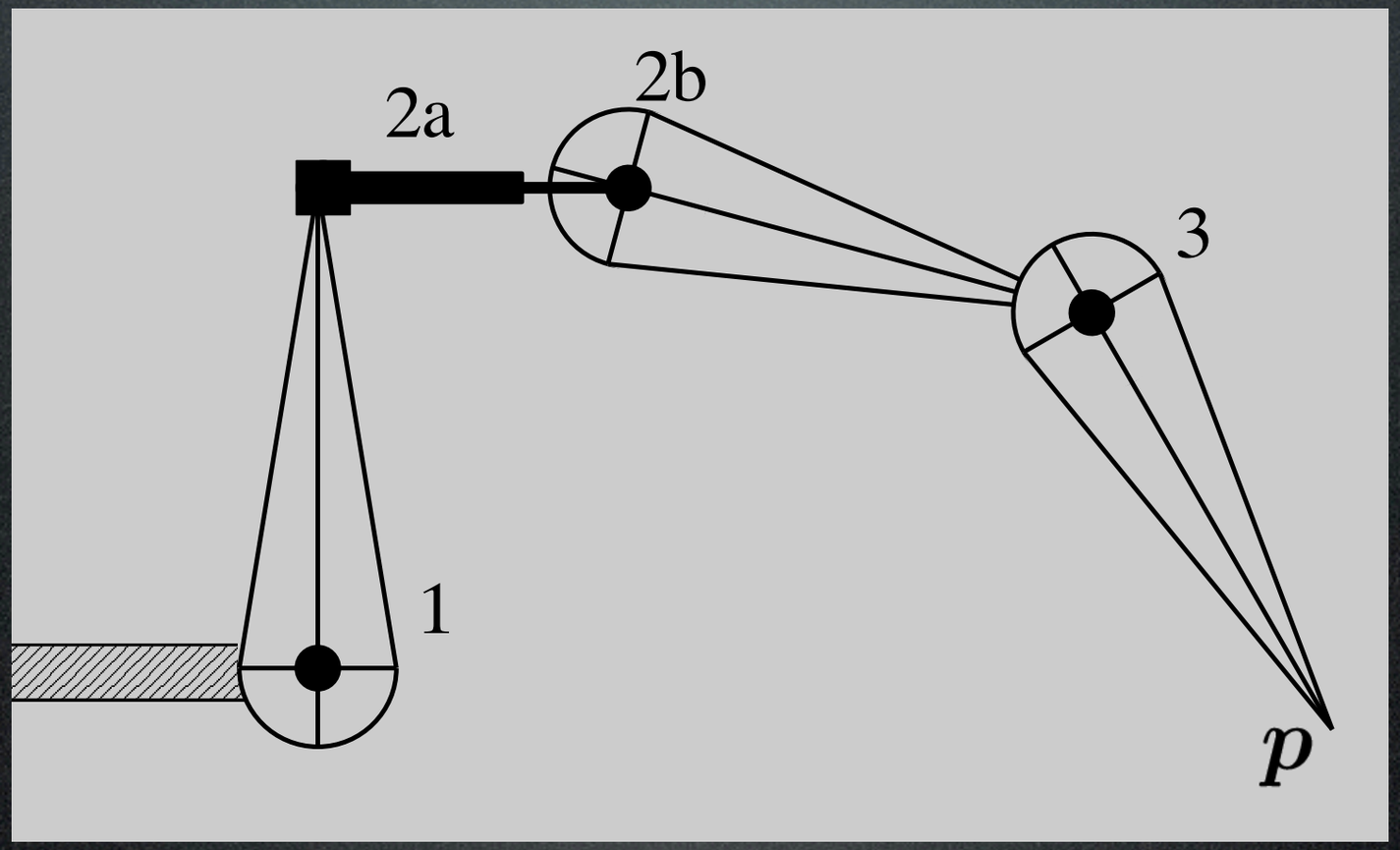

Multiple links

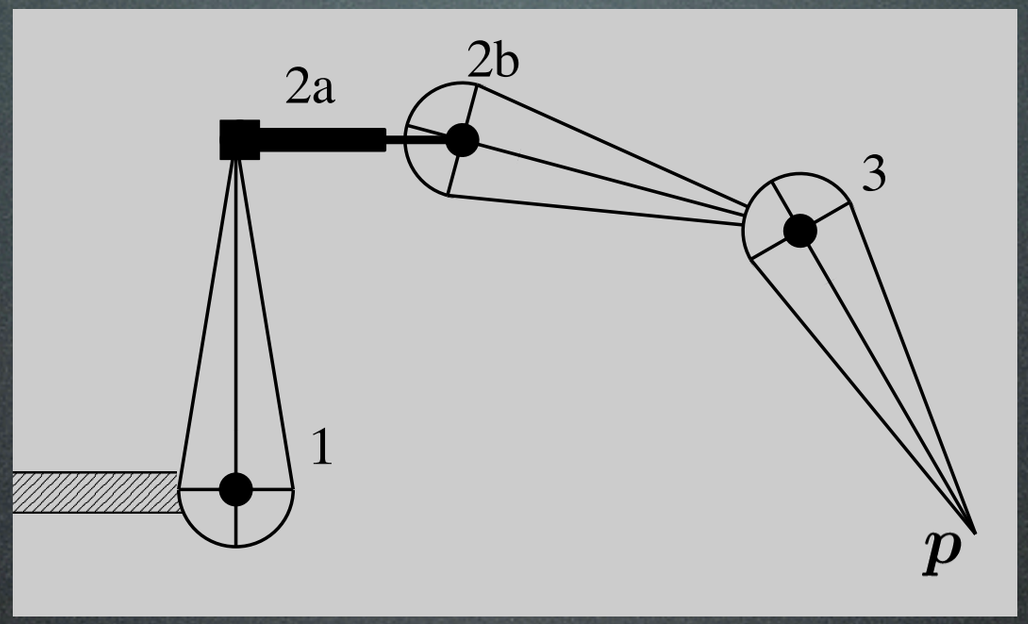

- Can't just stack the Jacobians together!

$$\cancel{\tilde{\mathbf{J}} = [\mathbf{J}_1 \ \mathbf{J}_{2a} \ \mathbf{J}_{2b} \ \mathbf{J}_3]} \qquad \mathbf{q} = \begin{bmatrix} \theta_1 \\ d_{2a} \\ \theta_{2b} \\ \theta_3 \end{bmatrix} \qquad \mathrm{d}\mathbf{p} \neq \tilde{\mathbf{J}} \cdot \mathrm{d}\mathbf{q}$$

Remember forward kinematics

- World position of point is given by composition of transformations

$$\mathbf{p} = \mathbf{M}_{0\leftarrow 1} \cdot \mathbf{M}_{1\leftarrow 2a} \cdot \mathbf{M}_{2a\leftarrow 2b} \cdot \mathbf{M}_{2b\leftarrow 3} \cdot \mathbf{x}$$

- If joint 2b moves, only $\mathbf{M}_{2a\leftarrow 2b}$ changes

$$\frac{\partial \mathbf{p}}{\partial \theta_{2b}} = \mathbf{M}_{0\leftarrow 1} \cdot \mathbf{M}_{1\leftarrow 2a} \cdot \frac{\partial}{\partial \theta_{2b}} \mathbf{M}_{2a\leftarrow 2b} \cdot \mathbf{M}_{2b\leftarrow 3} \cdot \mathbf{x}$$

$$= \mathbf{M}_{0\leftarrow 1} \cdot \mathbf{M}_{1\leftarrow 2a} \cdot \mathbf{J}_{2b}(\theta_{2b}) \cdot \mathbf{M}_{2b\leftarrow 3} \cdot \mathbf{x}$$

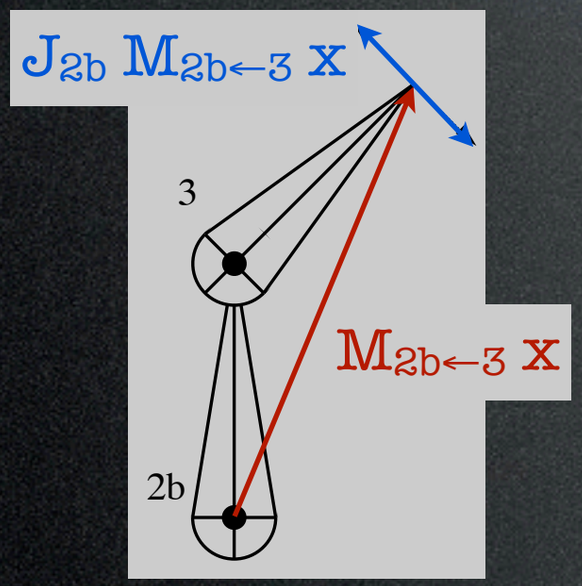

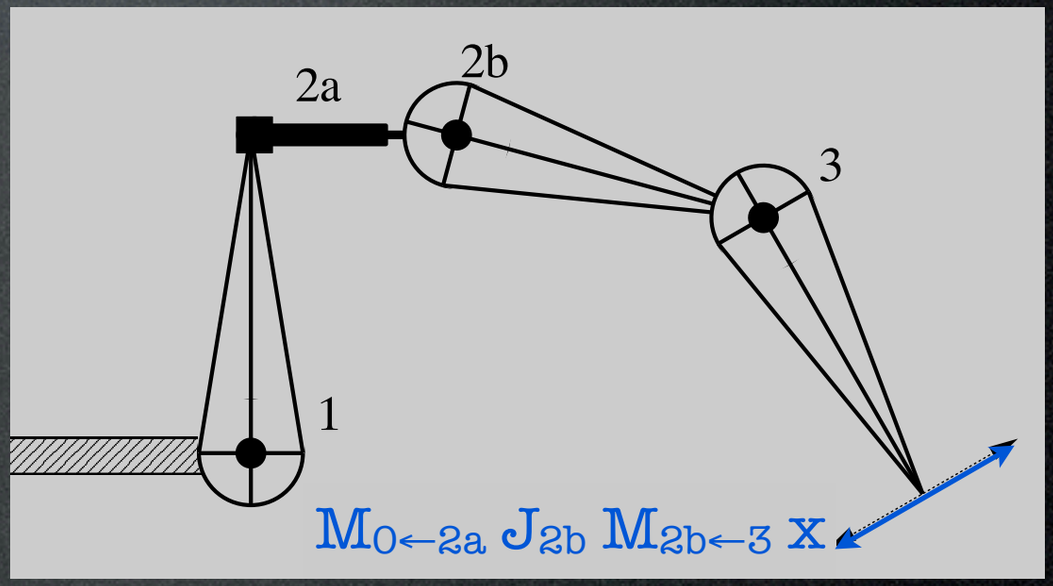

Multiple links

- Compute each joint's Jacobian locally (between outboard and inboard bodies)

$$\mathbf{J} = \begin{bmatrix} \cdot\ \mathbf{J}_1(\theta_1)\ \cdot\mathbf{M}_{1\leftarrow 3}\mathbf{x}, \\ \mathbf{M}_{0\leftarrow 1}\cdot\mathbf{J}_{2a}(d_{2a})\cdot\mathbf{M}_{2a\leftarrow 3}\mathbf{x}, \\ \mathbf{M}_{0\leftarrow 2a}\cdot\mathbf{J}_{2b}(\theta_{2b})\cdot\mathbf{M}_{2b\leftarrow 3}\mathbf{x}, \\ \mathbf{M}_{0\leftarrow 2b}\cdot\ \mathbf{J}_3(\theta_3)\ \cdot\mathbf{x} \end{bmatrix} \qquad \mathbf{q} = \begin{bmatrix} \theta_1 \\ d_{2a} \\ \theta_{2b} \\ \theta_3 \end{bmatrix}$$

(each entry here is a column of the matrix)

$$\mathrm{d}\mathbf{p} = \mathbf{J} \cdot \mathrm{d}\mathbf{q}$$