CS 188: Artificial Intelligence

Bayes' Nets



Instructor: Anca Dragan --- University of California, Berkeley

Probabilistic Models

- Models describe how (a portion of) the world works

- Models are always simplifications
  - May not account for every variable
  - May not account for all interactions between variables
  - "All models are wrong; but some are useful."
    – George E. P. Box



- What do we do with probabilistic models?
  - We (or our agents) need to reason about unknown variables, given evidence
  - Example: explanation (diagnostic reasoning)
  - Example: prediction (causal reasoning)
  - Example: value of information

Independence



Independence

- Two variables are *independent* if:

$$\forall x, y : P(x, y) = P(x)P(y)$$

  - This says that their joint distribution *factors* into a product two simpler distributions
  - Another form:

$$\forall x, y : P(x|y) = P(x)$$

  - We write: $X \perp\!\!\!\perp Y$



- Independence is a simplifying *modeling assumption*
  - *Empirical* joint distributions: at best "close" to independent
  - What could we assume for {Weather, Traffic, Cavity, Toothache}?

Example: Independence?

$P(T)$

T	P
hot	0.5
cold	0.5

$P_1(T, W)$

T	W	P
hot	sun	0.4
hot	rain	0.1
cold	sun	0.2
cold	rain	0.3

$P_2(T, W)$

T	W	P
hot	sun	0.3
hot	rain	0.2
cold	sun	0.3
cold	rain	0.2

$P(W)$

W	P
sun	0.6
rain	0.4

Example: Independence

- N fair, independent coin flips:



$P(X_1)$

H	0.5
T	0.5

$P(X_2)$

H	0.5
T	0.5

$\cdots$

$P(X_n)$

H	0.5
T	0.5

$P(X_1, X_2, \ldots X_n)$

2^n

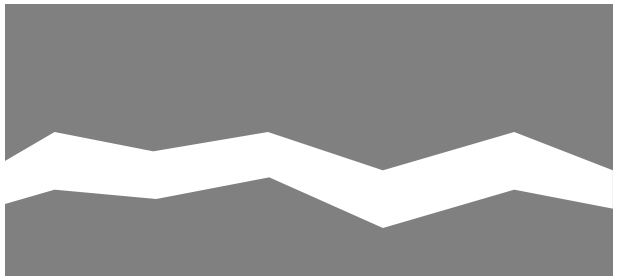

Conditional Independence



Conditional Independence

- P(Toothache, Cavity, Catch)
- If I have a cavity, the probability that the probe catches in it doesn't depend on whether I have a toothache:
  - P(+catch | +toothache, +cavity) = P(+catch | +cavity)
- The same independence holds if I don’t have a cavity:
  - P(+catch | +toothache, -cavity) = P(+catch| -cavity)
- Catch is *conditionally independent* of Toothache given Cavity:
  - P(Catch | Toothache, Cavity) = P(Catch | Cavity)
- Equivalent statements:
  - P(Toothache | Catch , Cavity) = P(Toothache | Cavity)
  - P(Toothache, Catch | Cavity) = P(Toothache | Cavity) P(Catch | Cavity)
  - One can be derived from the other easily

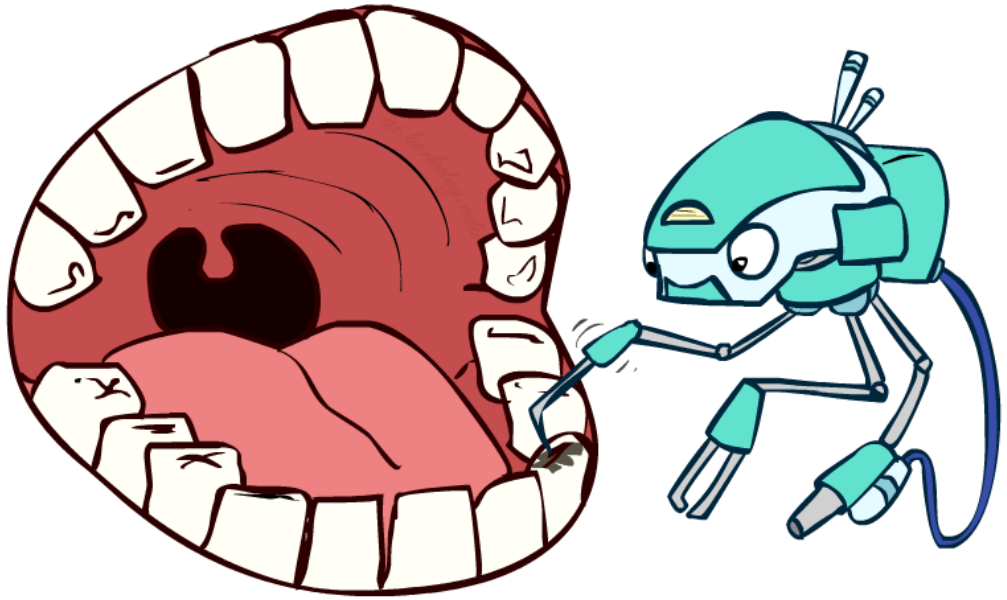

Conditional Independence

- Unconditional (absolute) independence very rare (why?)
- *Conditional independence* is our most basic and robust form of knowledge about uncertain environments.
- X is conditionally independent of Y given Z $X \perp\!\!\!\perp Y | Z$

if and only if:

$$\forall x, y, z : P(x, y|z) = P(x|z)P(y|z)$$

or, equivalently, if and only if

$$\forall x, y, z : P(x|z, y) = P(x|z)$$

Conditional Independence

- Unconditional (absolute) independence very rare (why?)
- *Conditional independence* is our most basic and robust form of knowledge about uncertain environments.
- X is conditionally independent of Y given Z

$$X \perp\!\!\!\perp Y | Z$$

if and only if:

$$\forall x, y, z : P(x, y|z) = P(x|z)P(y|z)$$

or, equivalently, if and only if

$$\forall x, y, z : P(x|z, y) = P(x|z)$$

$$P(x|z, y) = \frac{P(x, z, y)}{P(z, y)}$$

$$= \frac{P(x, y|z)P(z)}{P(y|z)P(z)}$$

$$= \frac{P(x|z)P(y|z)P(z)}{P(y|z)P(z)}$$

Conditional Independence

- What about this domain:
  - Traffic
  - Umbrella
  - Raining



Conditional Independence

- What about this domain:
  - Fire
  - Smoke
  - Alarm





Conditional Independence and the Chain Rule

- Chain rule: $$P(X_1, X_2, \ldots X_n) = P(X_1)P(X_2|X_1)P(X_3|X_1, X_2)\ldots$$

- Trivial decomposition:

$$P(\text{Traffic}, \text{Rain}, \text{Umbrella}) = P(\text{Rain})P(\text{Traffic}|\text{Rain})P(\text{Umbrella}|\text{Rain}, \text{Traffic})$$



- With assumption of conditional independence:

$$P(\text{Traffic}, \text{Rain}, \text{Umbrella}) = P(\text{Rain})P(\text{Traffic}|\text{Rain})P(\text{Umbrella}|\text{Rain})$$

- Bayes'nets / graphical models help us express conditional independence assumptions

Ghostbusters Chain Rule

- Each sensor depends only on where the ghost is
- That means, the two sensors are conditionally independent, given the ghost position
- T: Top square is red
  B: Bottom square is red
  G: Ghost is in the top
- Givens:
  P(+g) = 0.5
  P(-g) = 0.5
  P(+t | +g) = 0.8
  P(+t | -g) = 0.4
  P(+b | +g) = 0.4
  P(+b | -g) = 0.8

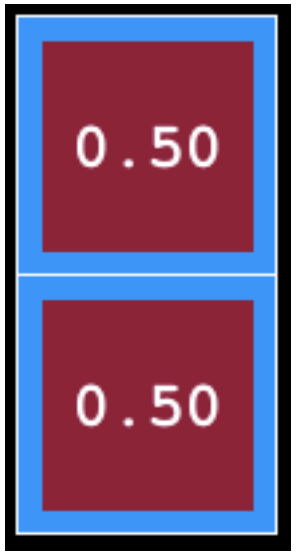

$$P(T,B,G) = P(G)\,P(T|G)\,P(B|G)$$

T	B	G	P(T,B,G)
+t	+b	+g	0.16
+t	+b	-g	0.16
+t	-b	+g	0.24
+t	-b	-g	0.04
-t	+b	+g	0.04
-t	+b	-g	0.24
-t	-b	+g	0.06
-t	-b	-g	0.06



Bayes'Nets: Big Picture

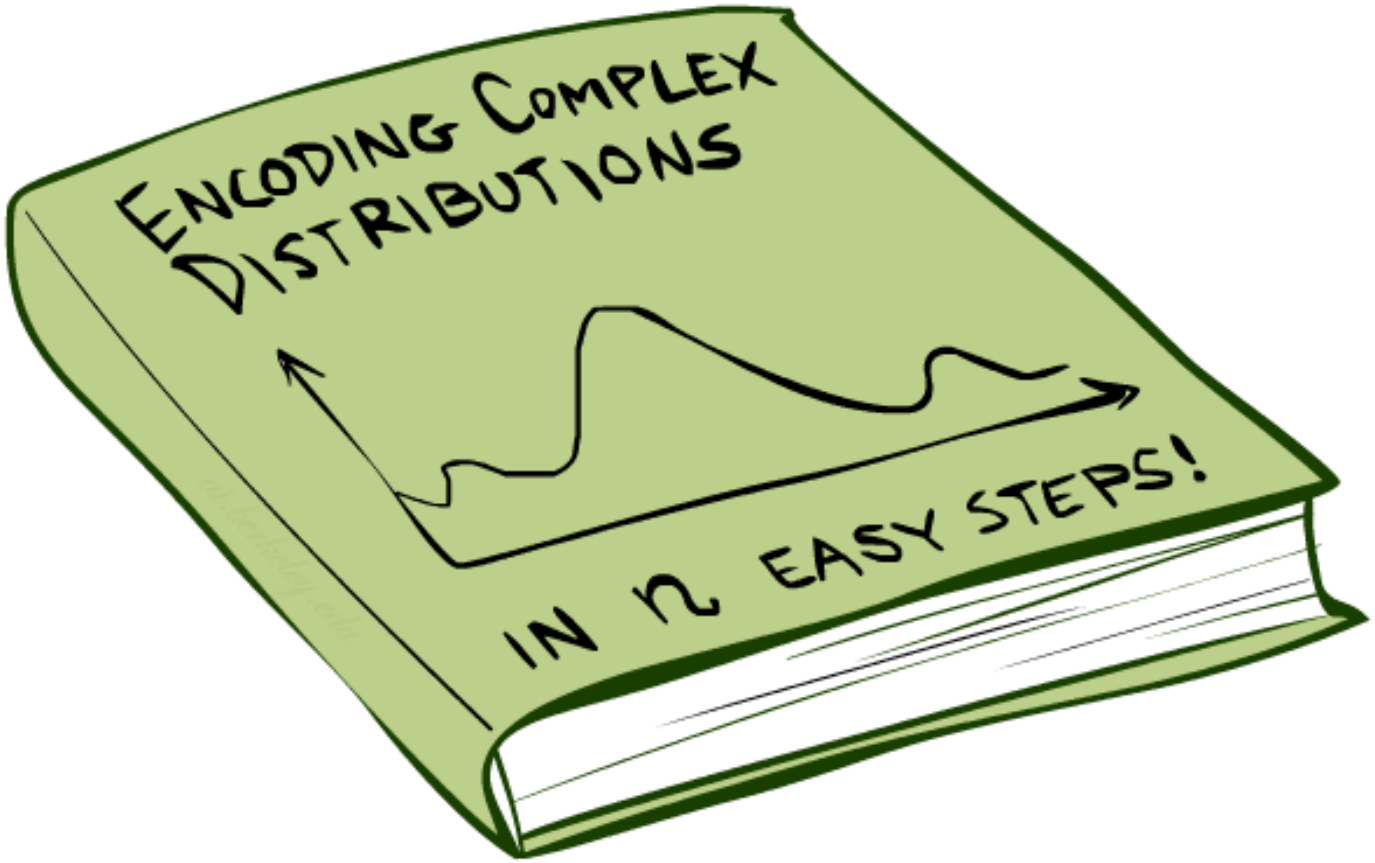

Bayes' Nets: Big Picture

- Two problems with using full joint distribution tables as our probabilistic models:
  - Unless there are only a few variables, the joint is WAY too big to represent explicitly
  - Hard to learn (estimate) anything empirically about more than a few variables at a time

- Bayes' nets: a technique for describing complex joint distributions (models) using simple, local distributions (conditional probabilities)
  - More properly called graphical models
  - We describe how variables locally interact
  - Local interactions chain together to give global, indirect interactions
  - For about 10 min, we'll be vague about how these interactions are specified

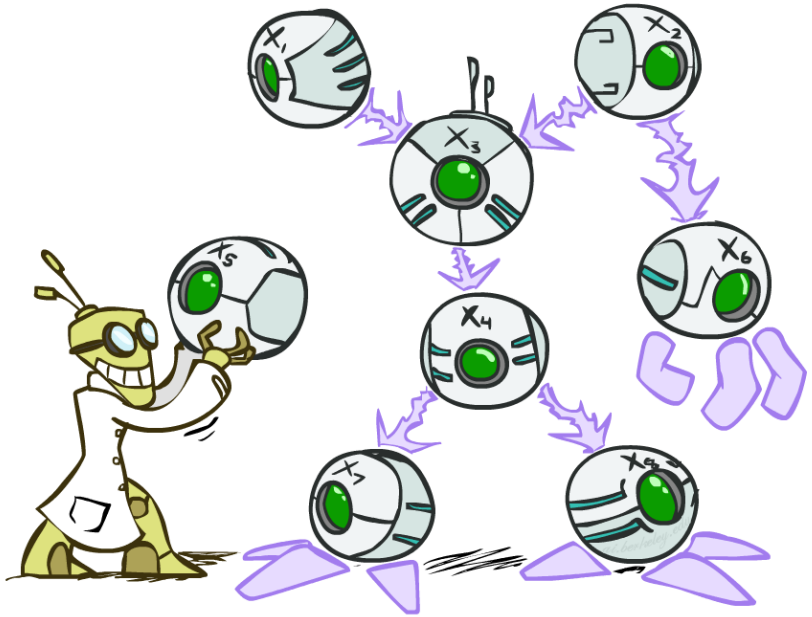

Example Bayes' Net: Insurance

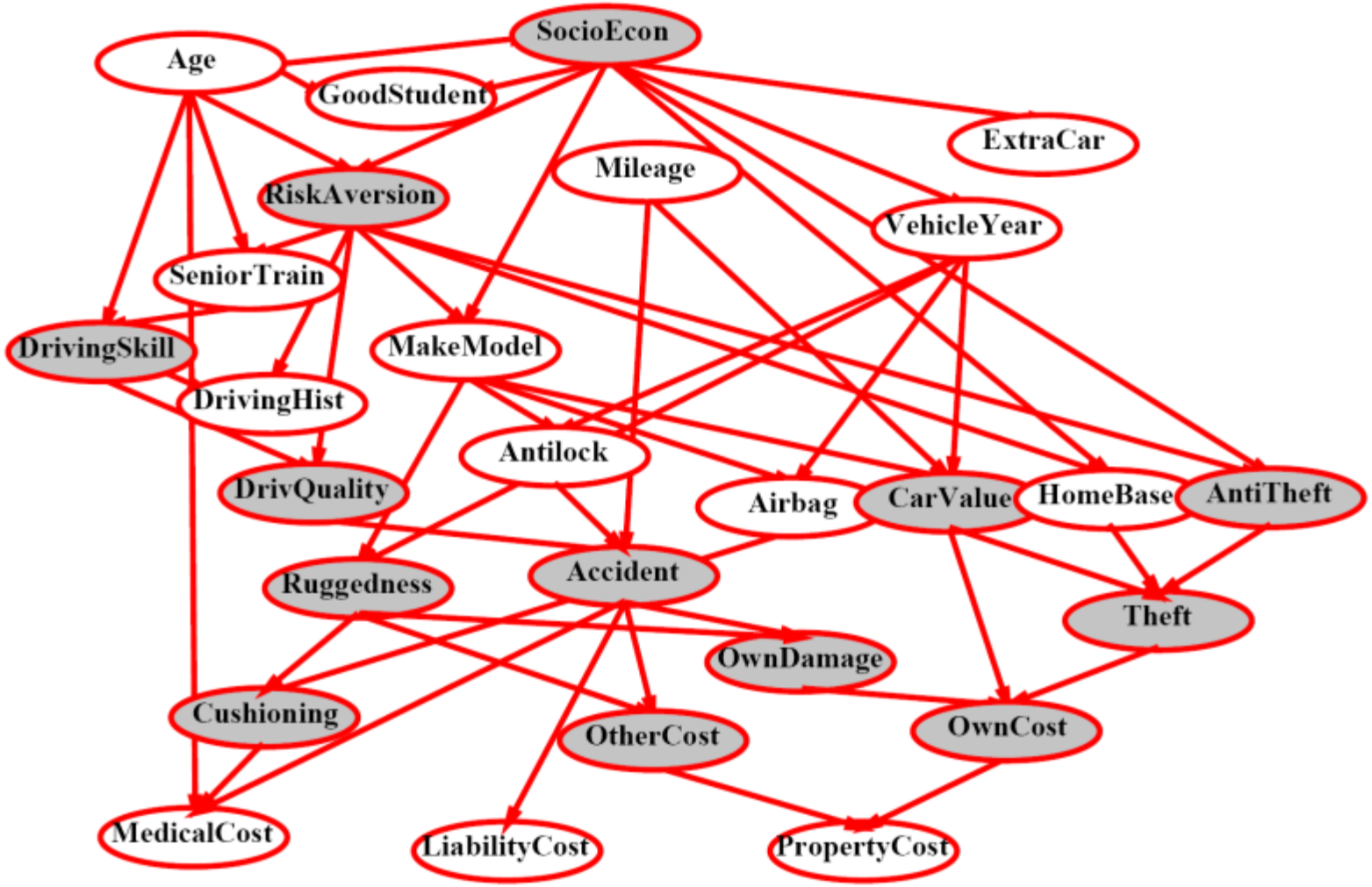

Example Bayes' Net: Car

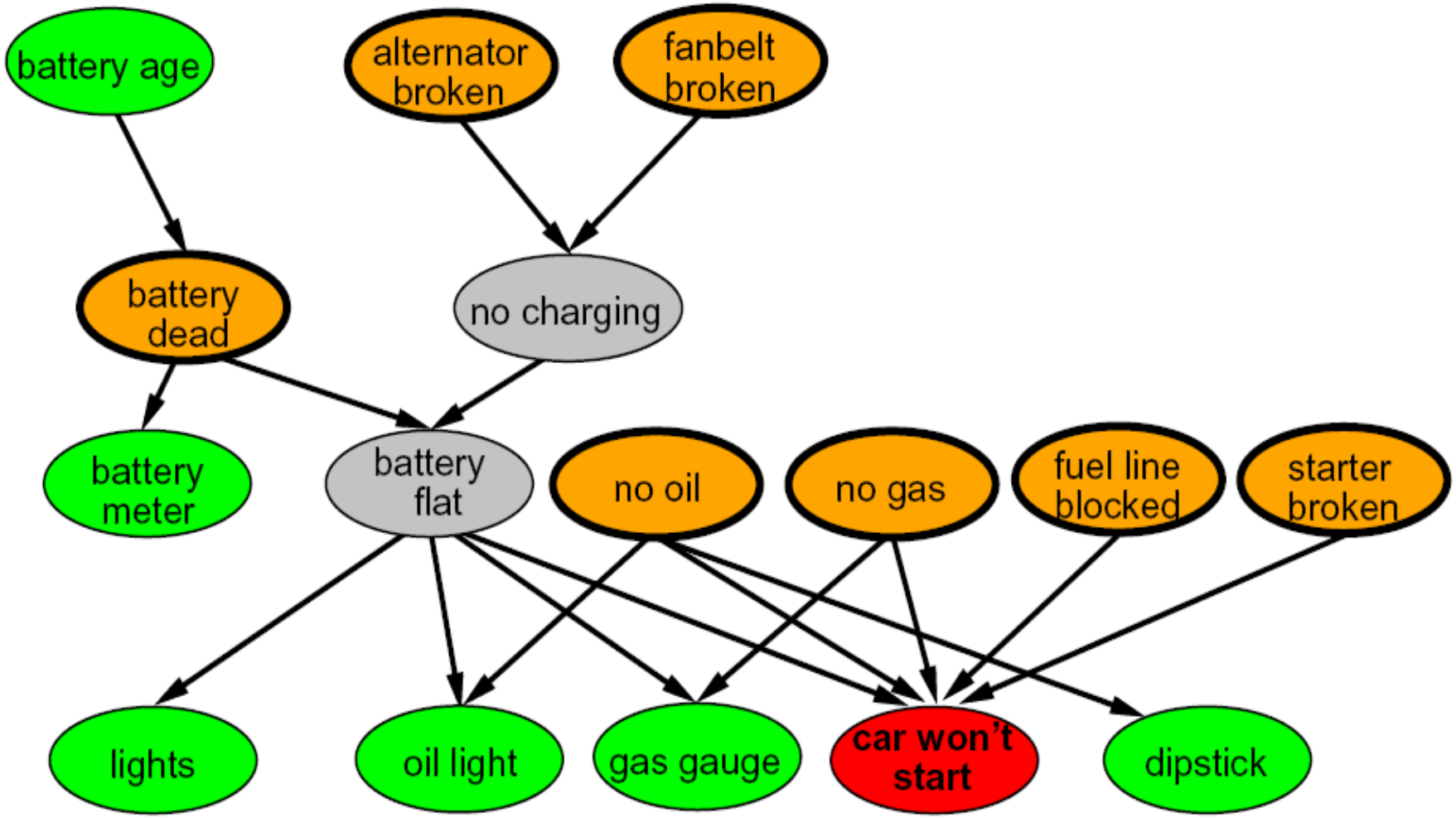

Graphical Model Notation

- Nodes: variables (with domains)
  - Can be assigned (observed) or unassigned (unobserved)
- Arcs: interactions
  - Similar to CSP constraints
  - Indicate “direct influence” between variables
  - Formally: encode conditional independence (more later)
- For now: imagine that arrows mean direct causation (in general, they don’t!)



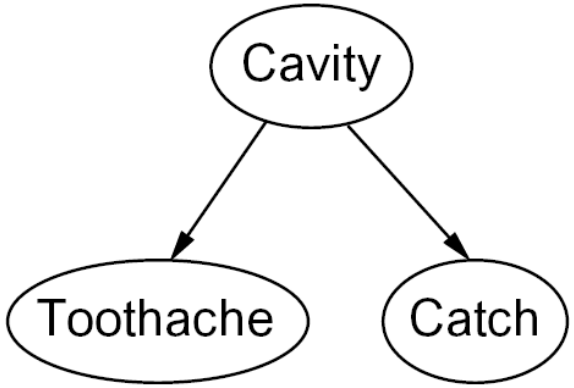

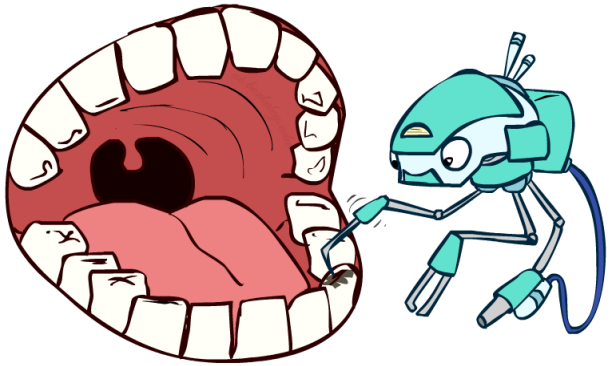

Example: Coin Flips

- N independent coin flips



- No interactions between variables: absolute independence

Example: Traffic

- Variables:
  - R: It rains
  - T: There is traffic



- Model 1: independence

- Model 2: rain causes traffic

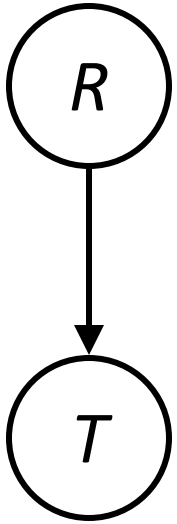

- Why is an agent using model 2 better?

Example: Alarm Network

- Variables
  - B: Burglary
  - A: Alarm goes off
  - M: Mary calls
  - J: John calls
  - E: Earthquake!



Example: Humans

- G: human's goal / human's reward parameters
- S: state of the physical world
- A: human's action

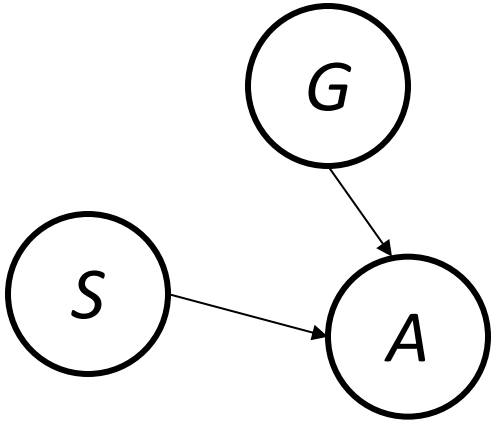

Example: Alarm Network

- Variables
  - B: Burglary
  - A: Alarm goes off
  - M: Mary calls
  - J: John calls
  - E: Earthquake!

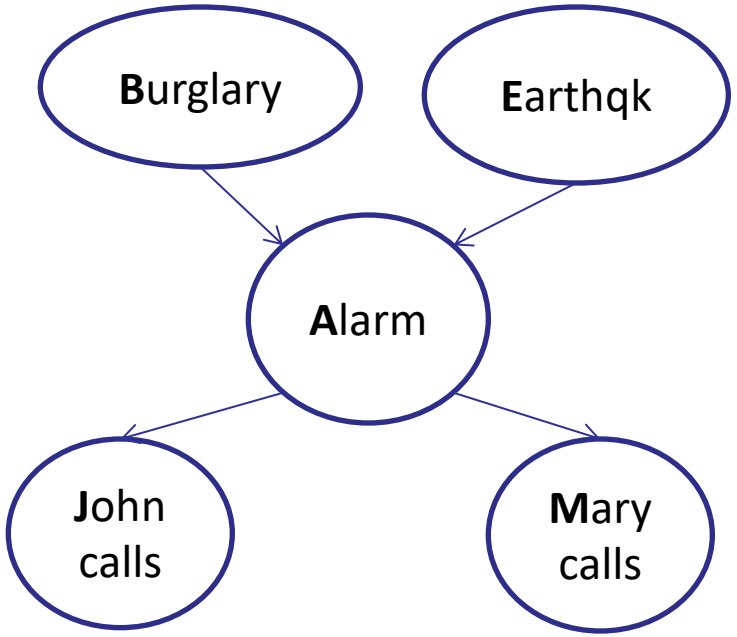



Example: Traffic II

- Variables
  - T: Traffic
  - R: It rains
  - L: Low pressure
  - D: Roof drips
  - B: Ballgame
  - C: Cavity



Bayes' Net Semantics

Bayes' Net Semantics

- A set of nodes, one per variable X
- A directed, acyclic graph
- A conditional distribution for each node
  - A collection of distributions over X, one for each combination of parents' values

$$P(X|a_1 \dots a_n)$$

  - CPT: conditional probability table
  - Description of a noisy "causal" process

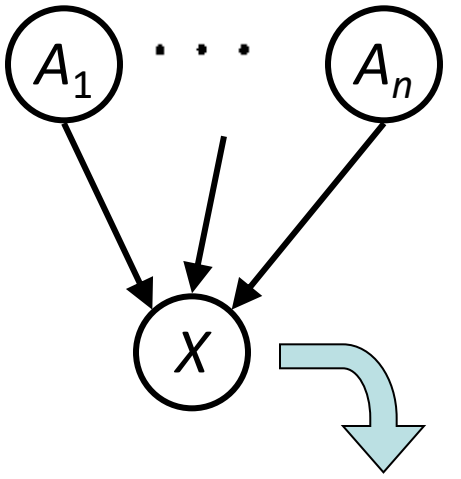

$$P(X|A_1 \dots A_n)$$

A Bayes net = Topology (graph) + Local Conditional Probabilities

Probabilities in BNs

- Bayes' nets implicitly encode joint distributions
  - As a product of local conditional distributions
  - To see what probability a BN gives to a full assignment, multiply all the relevant conditionals together:

$$P(x_1, x_2, \ldots x_n) = \prod_{i=1}^{n} P(x_i | parents(X_i))$$

  - Example:

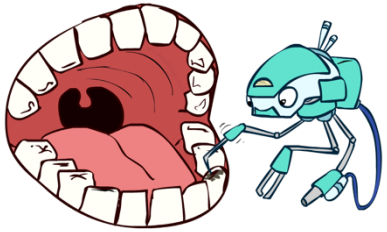

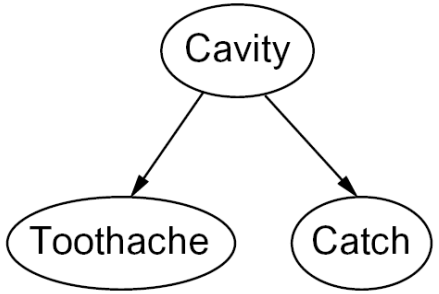

$P(+cavity, +catch, -toothache)$

=P(-toothache|+cavity)P(+catch|+cavity)P(+cavity)

Probabilities in BNs

- Why are we guaranteed that setting

$$P(x_1, x_2, \ldots x_n) = \prod_{i=1}^{n} P(x_i | \mathit{parents}(X_i))$$

results in a proper joint distribution?

- Chain rule (valid for all distributions): $$P(x_1, x_2, \ldots x_n) = \prod_{i=1}^{n} P(x_i | x_1 \ldots x_{i-1})$$

- <u>Assume</u> conditional independences: $$P(x_i | x_1, \ldots x_{i-1}) = P(x_i | \mathit{parents}(X_i))$$

→ Consequence: $$P(x_1, x_2, \ldots x_n) = \prod_{i=1}^{n} P(x_i | \mathit{parents}(X_i))$$

- Not every BN can represent every joint distribution
  - The topology enforces certain conditional independencies

Example: Coin Flips

X_1 X_2 . . . X_n

$P(X_1)$

h	0.5
t	0.5

$P(X_2)$

h	0.5
t	0.5

. . .

$P(X_n)$

h	0.5
t	0.5



$P(h, h, t, h) =$ P(h)P(h)P(t)P(h)

Only distributions whose variables are absolutely independent can be represented by a Bayes' net with no arcs.

Example: Traffic

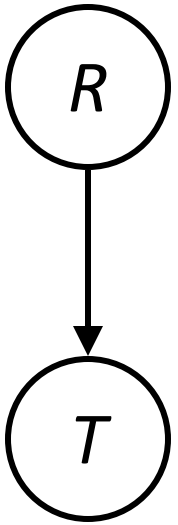

$P(R)$

+r	1/4
-r	3/4

$P(T|R)$

+r	+t	3/4
	-t	1/4
-r	+t	1/2
	-t	1/2

$P(+r, -t) =$ P(+r)P(-t|+r) = ¼*1/4

Example: Alarm Network

B	P(B)
+b	0.001
-b	0.999

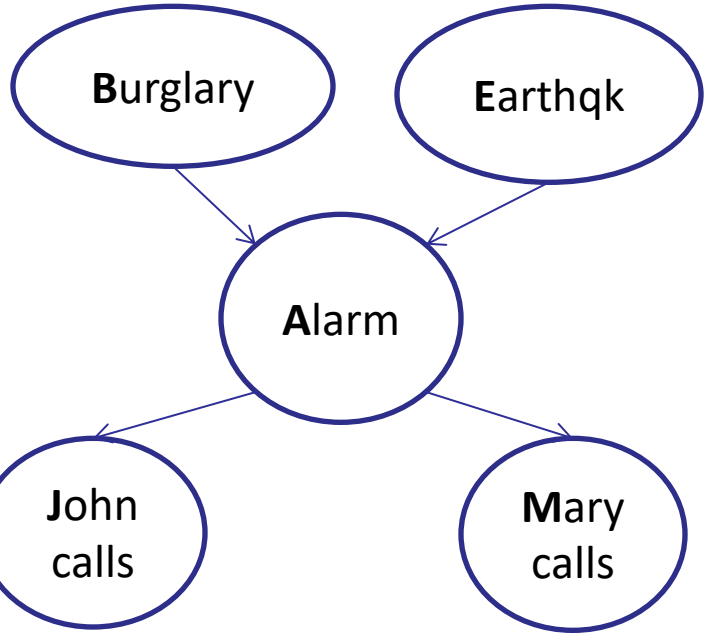

E	P(E)
+e	0.002
-e	0.998



A	J	P(J|A)
+a	+j	0.9
+a	-j	0.1
-a	+j	0.05
-a	-j	0.95

A	M	P(M|A)
+a	+m	0.7
+a	-m	0.3
-a	+m	0.01
-a	-m	0.99

B	E	A	P(A|B,E)
+b	+e	+a	0.95
+b	+e	-a	0.05
+b	-e	+a	0.94
+b	-e	-a	0.06
-b	+e	+a	0.29
-b	+e	-a	0.71
-b	-e	+a	0.001
-b	-e	-a	0.999

P(M|A)P(J|A)
P(A|B,E)P(E)
P(B)

Example: Traffic

- Causal direction





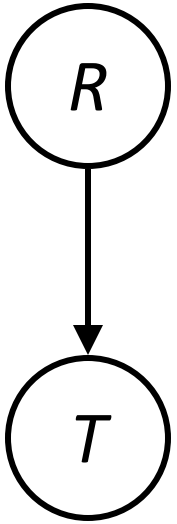

$P(R)$

+r	1/4
-r	3/4

$P(T|R)$

+r	+t	3/4
	-t	1/4
-r	+t	1/2
	-t	1/2

$P(T, R)$

+r	+t	3/16
+r	-t	1/16
-r	+t	6/16
-r	-t	6/16

Example: Reverse Traffic

- Reverse causality?

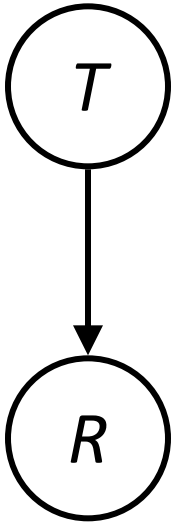

$P(T)$

+t	9/16
-t	7/16

$P(R|T)$

+t	+r	1/3
	-r	2/3

-t	+r	1/7
	-r	6/7

$P(T, R)$

+r	+t	3/16
+r	-t	1/16
-r	+t	6/16
-r	-t	6/16

Causality?

- When Bayes' nets reflect the true causal patterns:
  - Often simpler (nodes have fewer parents)
  - Often easier to think about
  - Often easier to elicit from experts



- BNs need not actually be causal
  - Sometimes no causal net exists over the domain (especially if variables are missing)
  - E.g. consider the variables *Traffic* and *Drips*
  - End up with arrows that reflect correlation, not causation

- What do the arrows really mean?
  - Topology may happen to encode causal structure
  - Topology really encodes conditional independence

$$P(x_i|x_1, \ldots x_{i-1}) = P(x_i|parents(X_i))$$