

Author (all other notes): Nikhil Sharma

Author (Bayes' Nets notes): Josh Hug and Jacky Liang, edited by Regina Wang

Author (Logic notes): Henry Zhu, edited by Peyrin Kao

Credit (Machine Learning and Logic notes): Some sections adapted from the textbook *Artificial Intelligence: A Modern Approach*.

Last updated: August 26, 2023

Expectimax

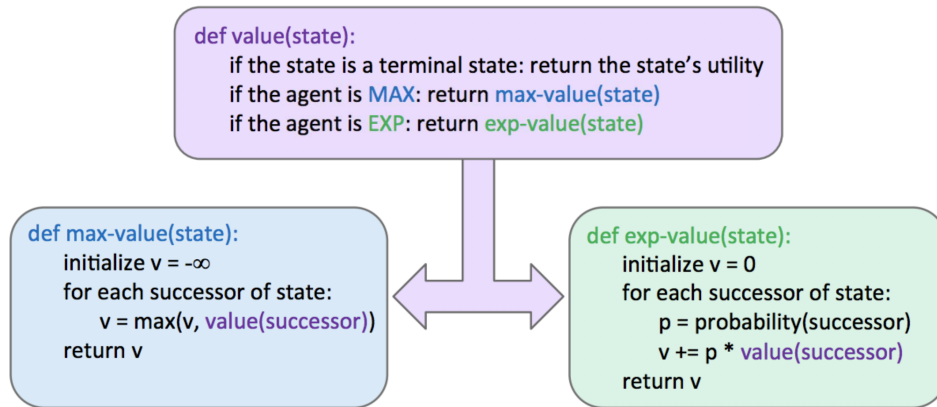
We've now seen how minimax works and how running full minimax allows us to respond optimally against an optimal opponent. However, minimax has some natural constraints on the situations to which it can respond. Because minimax believes it is responding to an optimal opponent, it's often overly pessimistic in situations where optimal responses to an agent's actions are not guaranteed. Such situations include scenarios with inherent randomness such as card or dice games or unpredictable opponents that move randomly or suboptimally. We'll talk about scenarios with inherent randomness much more in detail when we discuss **Markov decision processes** in the second half of the course.

This randomness can be represented through a generalization of minimax known as **expectimax**. Expectimax introduces *chance nodes* into the game tree, which instead of considering the worst case scenario as minimizer nodes do, considers the *average case*. More specifically, while minimizers simply compute the minimum utility over their children, chance nodes compute the **expected utility** or expected value. Our rule for determining values of nodes with expectimax is as follows:

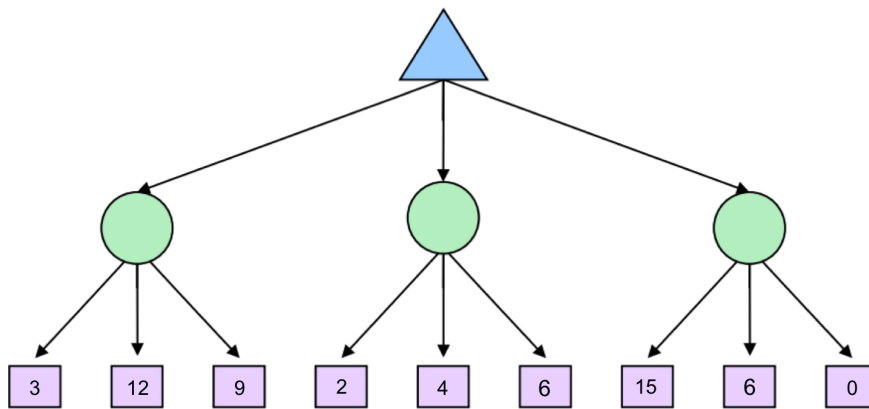
$$\begin{aligned}\forall \text{agent-controlled states, } V(s) &= \max_{s' \in \text{successors}(s)} V(s') \\ \forall \text{chance states, } V(s) &= \sum_{s' \in \text{successors}(s)} p(s'|s)V(s') \\ \forall \text{terminal states, } V(s) &= \text{known}\end{aligned}$$

In the above formulation, $p(s'|s)$ refers to either the probability that a given nondeterministic action results in moving from state s to s' , or the probability that an opponent chooses an action that results in moving from state s to s' , depending on the specifics of the game and the game tree under consideration. From this definition, we can see that minimax is simply a special case of expectimax. Minimizer nodes are simply chance nodes that assign a probability of 1 to their lowest-value child and probability 0 to all other children. In general, probabilities are selected to properly reflect the game state we're trying to model, but we'll cover how this process works in more detail in future notes. For now, it's fair to assume that these probabilities are simply inherent game properties.

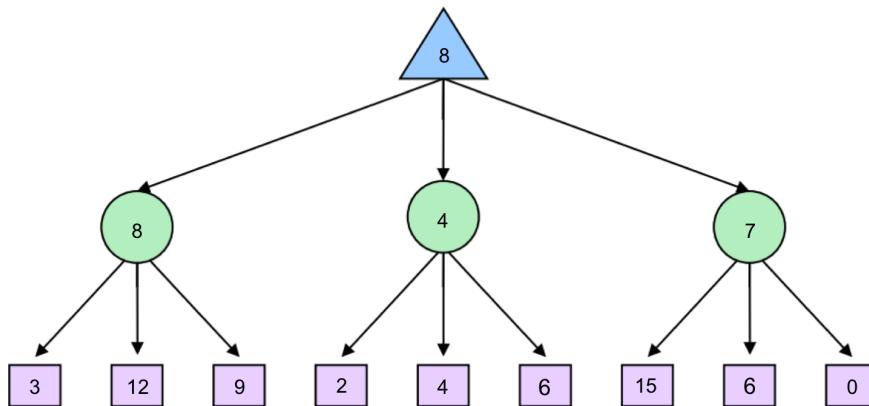
The pseudocode for expectimax is quite similar to minimax, with only a few small tweaks to account for expected utility instead of minimum utility, since we're replacing minimizing nodes with chance nodes:



Before we continue, let's quickly step through a simple example. Consider the following expectimax tree, where chance nodes are represented by circular nodes instead of the upward/downward facing triangles for maximizers/minimizers.



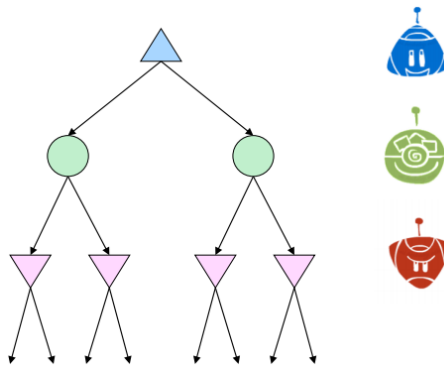
Assume for simplicity that all children of each chance node have a probability of occurrence of $\frac{1}{3}$. Hence, from our expectimax rule for value determination, we see that from left to right the 3 chance nodes take on values of $\frac{1}{3} \cdot 3 + \frac{1}{3} \cdot 12 + \frac{1}{3} \cdot 9 = \boxed{8}$, $\frac{1}{3} \cdot 2 + \frac{1}{3} \cdot 4 + \frac{1}{3} \cdot 6 = \boxed{4}$, and $\frac{1}{3} \cdot 15 + \frac{1}{3} \cdot 6 + \frac{1}{3} \cdot 0 = \boxed{7}$. The maximizer selects the maximum of these three values, $\boxed{8}$, yielding a filled-out game tree as follows:



As a final note on expectimax, it's important to realize that, in general, it's necessary to look at all the children of chance nodes – we can't prune in the same way that we could for minimax. Unlike when computing minimums or maximums in minimax, a single value can skew the expected value computed by expectimax arbitrarily high or low. However, pruning can be possible when we have known, finite bounds on possible node values.

Mixed Layer Types

Though minimax and expectimax call for alternating maximizer/minimizer nodes and maximizer/chance nodes respectively, many games still don't follow the exact pattern of alternation that these two algorithms mandate. Even in Pacman, after Pacman moves, there are usually multiple ghosts that take turns making moves, not a single ghost. We can account for this by very fluidly adding layers into our game trees as necessary. In the Pacman example for a game with four ghosts, this can be done by having a maximizer layer followed by 4 consecutive ghost/minimizer layers before the second Pacman/maximizer layer. In fact, doing so inherently gives rise to cooperation across all minimizers, as they alternatively take turns further minimizing the utility attainable by the maximizer(s). It's even possible to combine chance node layers with both minimizers and maximizers. If we have a game of Pacman with two ghosts, where one ghost behaves randomly and the other behaves optimally, we could simulate this with alternating groups of maximizer-chance-minimizer nodes.



As is evident, there's quite a bit of room for robust variation in node layering, allowing development of game trees and adversarial search algorithms that are modified expectimax/minimax hybrids for any zero-sum game.

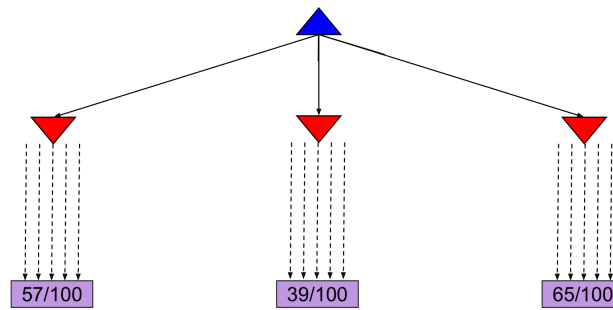
Monte Carlo Tree Search

For applications with a large branching factor, like playing Go, minimax can no longer be used. For such applications we use the **Monte Carlo Tree Search (MCTS)** algorithm. MCTS is based on two ideas:

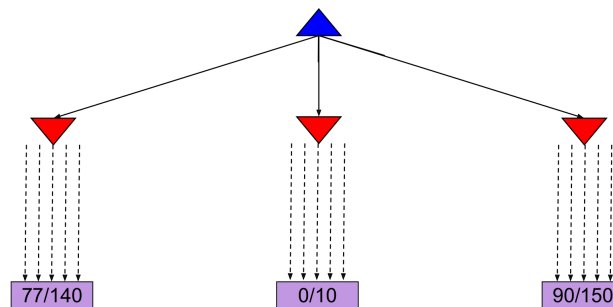
- Evaluation by rollouts: From state s play many times using a policy (e.g. random) and count wins/losses.
- Selective search: explore parts of the tree, without constraints on the horizon, that will improve decision at the root.

In the Go example, from a given state, we play until termination according to a policy multiple times. We record the fraction of wins, which correlates well with the value of the state.

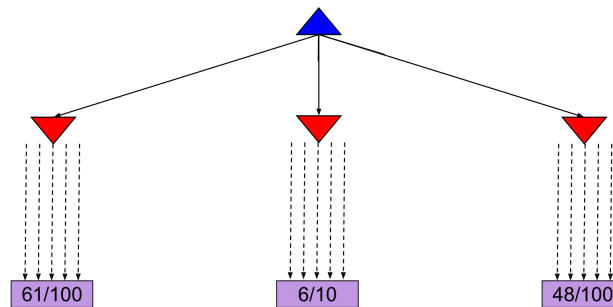
Consider the following example:



From the current state we have three different available actions (left, middle and right). We take each action 100 times and we record the percentage of wins for each one. After the simulations, we are fairly confident that the right action is the best one. In this scenario, we allocated the same amount of simulations to each alternative action. However, it might become clear after a few simulations that a certain action does not return many wins and thus we might choose to allocate this computational effort in doing more simulations for the other actions. This case can be seen in the following figure, where we decided to allocate the remaining 90 simulations for the middle action to the left and right actions.



An interesting case arises when some actions yield similar percentages of wins but one of them has used much fewer simulations to estimate that percentage, as shown in the next figure. In this case the estimate of the action that used fewer simulations will have higher variance and hence we might want to allocate a few more simulations to that action to be more confident about the true percentage of wins.



The **UCB algorithm** captures this trade-off between “promising” and “uncertain” actions by using the following criterion at each node n :

$$UCB1(n) = \frac{U(n)}{N(n)} + C \times \sqrt{\frac{\log N(PARENT(n))}{N(n)}}$$

where $N(n)$ denotes the total number of rollouts from node n and $U(n)$ the total number of wins for $Player(Parent(n))$. The first term captures how promising the node is, while the second captures how uncertain we are about that node's utility. The user-specified parameter C balances the weight we put in the two terms ("exploration" and "exploitation") and depends on the application and perhaps the stage of the task (in later stages when we have accumulated many trials, we would probably explore less and exploit more).

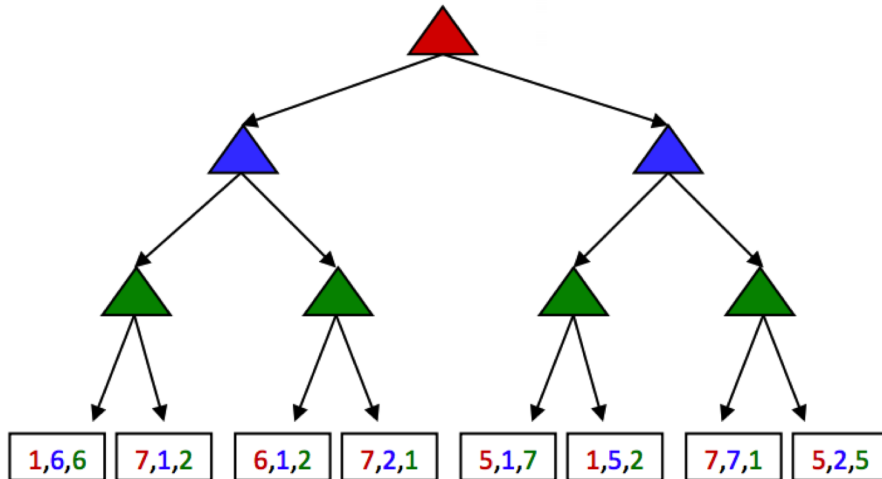
The **MCTS UCT** algorithm uses the UCB criterion in tree search problems. More specifically, it repeats the following three steps multiple times:

1. The UCB criterion is used to move down the layers of a tree from the root node until an unexpanded leaf node is reached.
2. A new child is added to that leaf, and we run a rollout from that child to determine the number of wins from that node.
3. We update the numbers of wins from the child back up to the root node.

Once the above three steps are sufficiently repeated, we choose the action that leads to the child with the highest N . Note that because UCT inherently explores more promising children a higher number of times, as $N \rightarrow \infty$, UCT approaches the behavior of a minimax agent.

General Games

Not all games are zero-sum. Indeed, different agents may have distinct tasks in a game that don't directly involve strictly competing with one another. Such games can be set up with trees characterized by **multi-agent utilities**. Such utilities, rather than being a single value that alternating agents try to minimize or maximize, are represented as tuples with different values within the tuple corresponding to unique utilities for different agents. Each agent then attempts to maximize their own utility at each node they control, ignoring the utilities of other agents. Consider the following tree:



The red, green, and blue nodes correspond to three separate agents, who maximize the red, green, and blue utilities respectively out of the possible options in their respective layers. Working through this example ultimately yields the utility tuple (5, 2, 5) at the top of the tree. General games with multi-agent utilities are a prime example of the rise of behavior through computation, as such setups invoke cooperation since the utility selected at the root of the tree tends to yield a reasonable utility for all participating agents.

Summary

In this note, we shifted gears from considering standard search problems where we simply attempt to find a path from our starting point to some goal, to considering adversarial search problems where we may have opponents that attempt to hinder us from reaching our goal. Two primary algorithms were considered:

- **Minimax** - Used when our opponent(s) behaves optimally, and can be optimized using α - β pruning. Minimax provides more conservative actions than expectimax, and so tends to yield favorable results when the opponent is unknown as well.
- **Expectimax** - Used when we facing a suboptimal opponent(s), using a probability distribution over the moves we believe they will make to compute the expected value of states.

In most cases, it's too computationally expensive to run the above algorithms all the way to the level of terminal nodes in the game tree under consideration, and so we introduced the notion of evaluation functions for early termination. For problems with large branching factors we described the MCTS and UCT algorithms. Such algorithms are easily parallelizable, allowing for a large number of rollouts to take place using modern hardware.

Finally, we considered the problem of general games, where the rules are not necessarily zero-sum.