

Name: Key

SID: _____

- Closed book. One page, 2 sides of formula sheets. No calculators.
- There are 6 problems worth 100 points total.

Problem	Points	Score
1	20	
2	19	
3	14	
4	14	
5	10	
6	23	
Total	100	

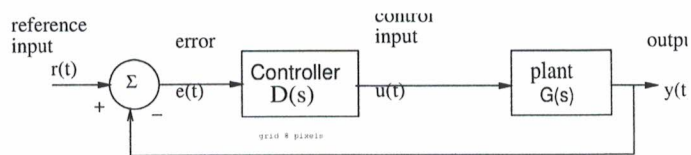
In the real world, unethical actions by engineers can cost money, careers, and lives. The penalty for unethical actions on this exam will be a grade of 'F' and a letter will be written for your file and to the Office of Student Conduct.

Tables for reference:

$\tan^{-1} \frac{1}{10} = 5.7^\circ$	$\tan^{-1} \frac{1}{5} = 11.3^\circ$
$\tan^{-1} \frac{1}{4} = 14^\circ$	$\tan^{-1} \frac{1}{3} = 18.4^\circ$
$\tan^{-1} \frac{1}{2} = 26.6^\circ$	$\tan^{-1} \frac{1}{\sqrt{3}} = 30^\circ$
$\tan^{-1} \frac{2}{3} = 33.7^\circ$	$\tan^{-1} \frac{3}{4} = 36.9^\circ$
$\tan^{-1} 1 = 45^\circ$	$\tan^{-1} \sqrt{3} = 60^\circ$
$\sin 30^\circ = \frac{1}{2}$	$\cos 30^\circ = \frac{\sqrt{3}}{2}$
$\cos 45^\circ = \frac{\sqrt{2}}{2}$	$\sin 45^\circ = \frac{\sqrt{2}}{2}$

$\log_{10} 2 = 0.30$	$\log_{10} 3 = 0.48$	$\log_{10} 5 \approx 0.7$
		$\log_{10} 6 \approx 0.78$
$20 \log_{10} 1 = 0dB$	$20 \log_{10} 2 = 6dB$	$\pi \approx 3.14$
$20 \log_{10} \sqrt{2} = 3dB$	$20 \log_{10} \frac{1}{2} = -6dB$	$2\pi \approx 6.28$
$20 \log_{10} 5 = 20dB - 6dB = 14dB$	$20 \log_{10} \sqrt{10} = 10 dB$	$\pi/2 \approx 1.57$
$1/e \approx 0.37$	$\sqrt{10} \approx 3.164$	$\pi/4 \approx 0.79$
$1/e^2 \approx 0.14$	$\sqrt{2} \approx 1.41$	$\sqrt{3} \approx 1.73$
	$\sqrt{5} \approx 2.24$	$\sqrt{7} \approx 2.65$
$1/e^3 \approx 0.05$	$1/\sqrt{2} \approx 0.71$	$1/\sqrt{3} \approx 0.58$

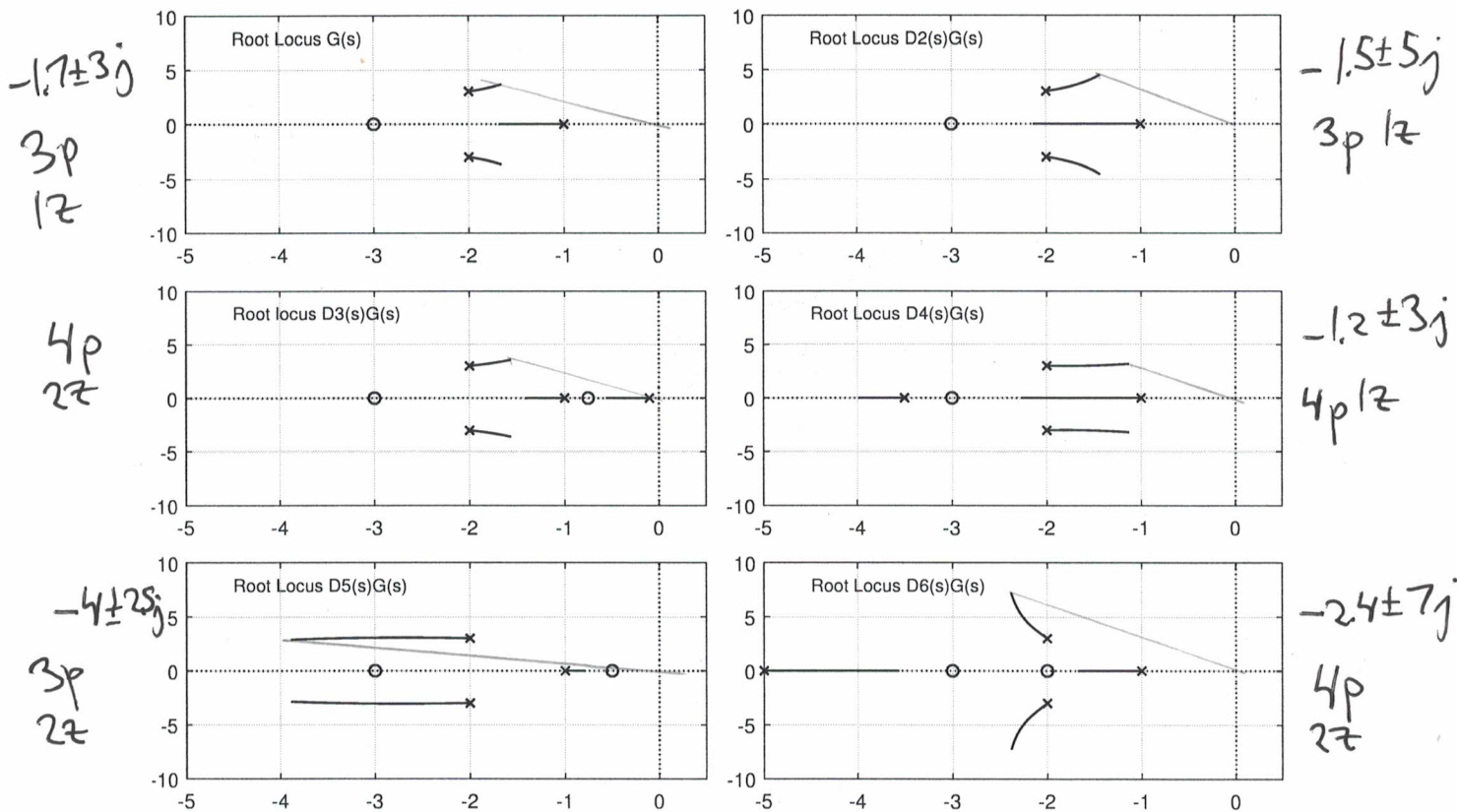
Problem 1 (20 pts)



You are given the open-loop plant:

$$G(s) = \frac{5(s+3)}{(s+1)(s^2+4s+13)}$$

For the above system, the partial root locus is shown for 5 different controller/plant combinations, $G(s)$, $D_2(s)G(s)$, ..., $D_5(s)G(s)$. (Note: the root locus shows open-loop pole locations for $D(s)G(s)$, and closed-loop poles for $\frac{DG}{1+DG}$ are at end points of branches).



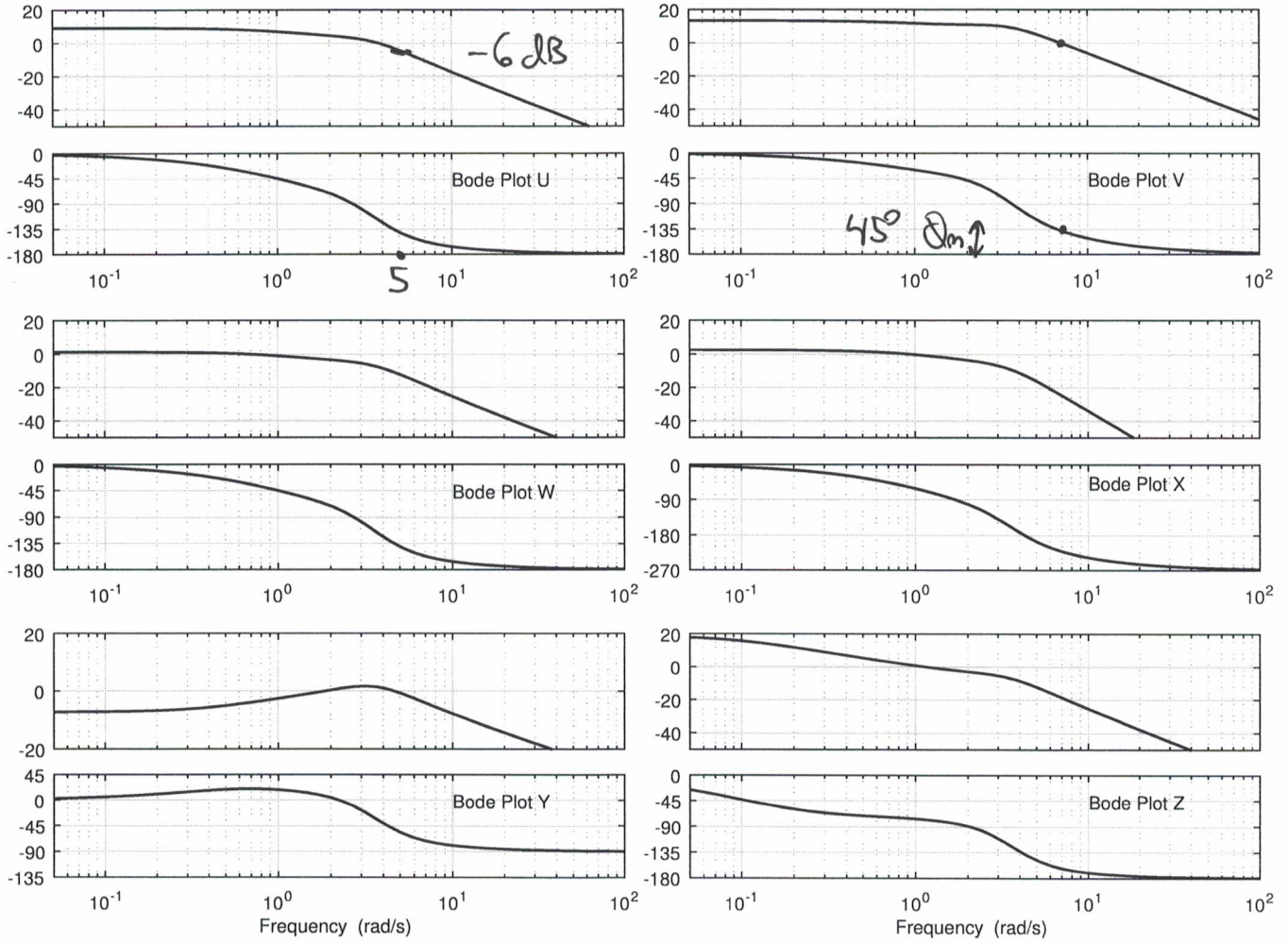
5 [6 pts] a) For each set of open-loop poles and zeros given above, choose the best corresponding open-loop Bode plot U, V, W, X, Y, or Z from the next page:

- (i) $G(s)$: Bode Plot W
 - (ii) $D_2(s)G(s)$: Bode plot U
 - (iii) $D_3(s)G(s)$: Bode plot Z
 - (iv) $D_4(s)G(s)$: Bode Plot X
 - (v) $D_5(s)G(s)$: Bode Plot Y
 - (vi) $D_6(s)G(s)$: Bode Plot V
- some OLP + zero mag break at 1 final phase -180° $\{U, V, W, Z\}$
 initial phase 0° $\{U, V, W\}$
 phase $< -45^\circ$ @ $\omega=1$ $\{U, W\}$

Key.

Problem 1, cont.

The open-loop Bode plots for 6 different controller/plant combinations, $D_1(s)G(s), \dots, D_6(s)G(s)$ are shown below. (Magnitude in dB, phase in degrees.)



[10 pts] b) For the Bode plots above:

(i) [2 pt] Which closed-loop system would have the least steady state error for a step input?

Bode plot: Z
 Briefly explain why: highest gain at $\omega=0$. $\lim_{t \rightarrow \infty} e(t) = \frac{D(0)G(0)}{1+D(0)G(0)}$

(ii) [1 pt] Which closed-loop system would have the greatest steady state error for a step input?

Bode plot: Y

(iii) [2 pt] Bode plot V: phase margin 45 (degrees) at $\omega =$ 8

(iv) [2 pt] Bode plot V: gain margin ∞ dB at $\omega =$ —

(v) [1 pt] Estimate damping factor for Bode plot V. $\zeta \approx$ $\frac{Q_m}{100} \approx 0.45$

(vi) [2 pt] Estimate the closed-loop bandwidth (that is the frequency for which the closed loop system has a response of -3dB.) for the open loop response U.
 closed-loop bandwidth = 5 (rad/s) with phase $-135^\circ < \phi < -225^\circ$ choose -6dB

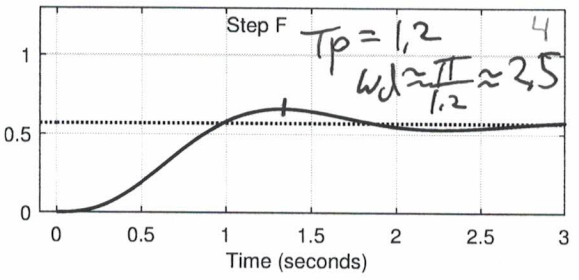
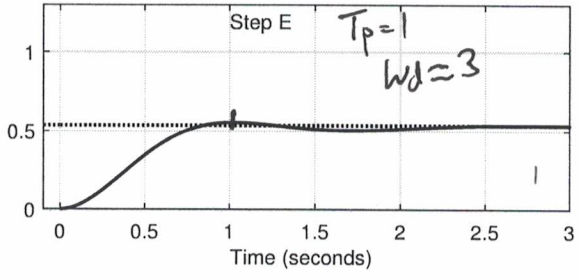
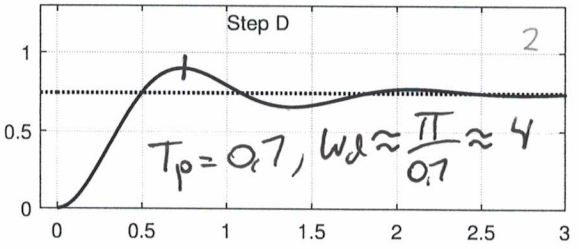
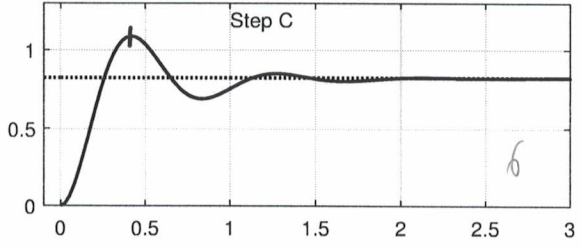
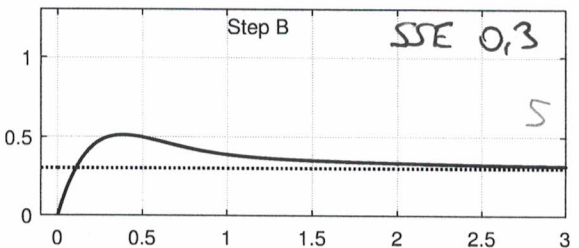
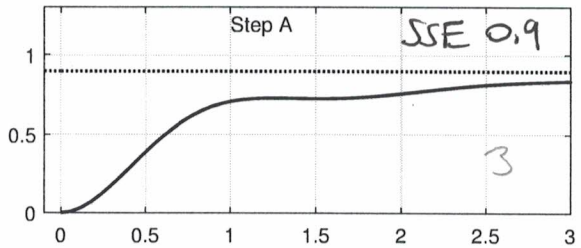
Key.

Problem 1, cont.

Boke
W
u
z
X
Y
AV

[6 pts] c) For each closed loop controller/plant with root locus as given in part a), choose the best corresponding closed-loop step response (A-F). (Note: dashed line shows final value.)

- (i) $G(s)$: step response E E
- (ii) $D_2(s)G(s)$: step response D
- (iii) $D_3(s)G(s)$: step response A lowest SSE (looks like log)
- (iv) $D_4(s)G(s)$: step response F
- (v) $D_5(s)G(s)$: step response B highest SSE, also zero makes not look like classic 2nd order
- (vi) $D_6(s)G(s)$: step response C



G, D, E, F look like 2nd order E has greatest phase margin and largest damping

$T_p = \frac{\pi}{\omega_d}$, $\omega_d = \frac{\pi}{T_p}$
 2nd order CLP

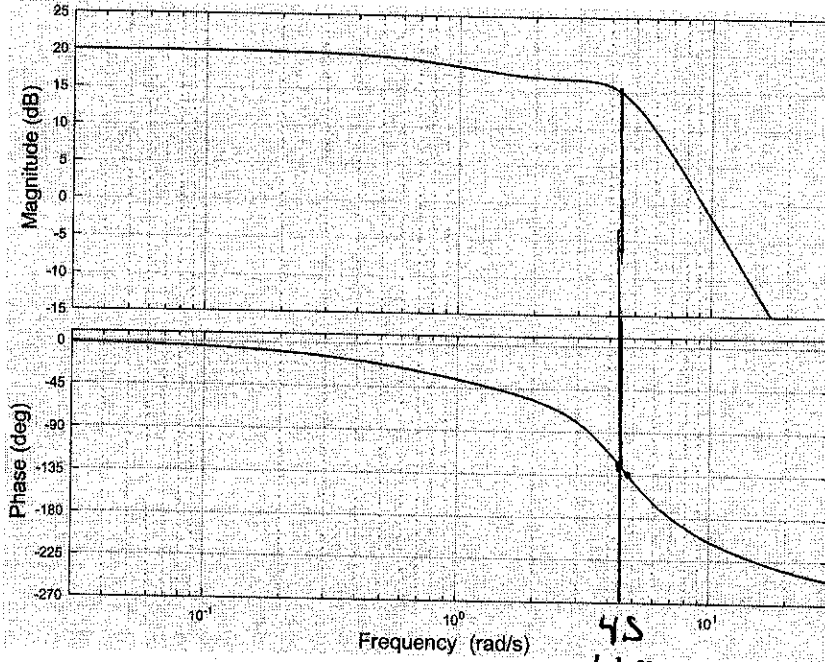
G	$\sim 135^\circ$	$-1.7 \pm 3j$
D_2G	$\sim 45^\circ$	$-1.5 \pm 5j$
D_4G	$\sim 120^\circ$	$-1.2 \pm 3j$

C has least damping, most overshoot $\Rightarrow D_6G(s)$
 $\frac{\omega_d}{3}$
 $5 \Rightarrow D$ $T_s = \frac{4}{\zeta \omega_n}$
 3 $T_s^{\text{of E}} < T_s^{\text{of F}} \Rightarrow G = E$
 $D_4G = F$

Key

Problem 2 (19 pts)

The open-loop system is given by $G(s) = \frac{1000(s+2)}{(s+1)(s+10)(s^2+4s+20)}$, and Bode plot for $G(s)$ is here:



need -15dB
6:1 is 0.78
~3/4 decade

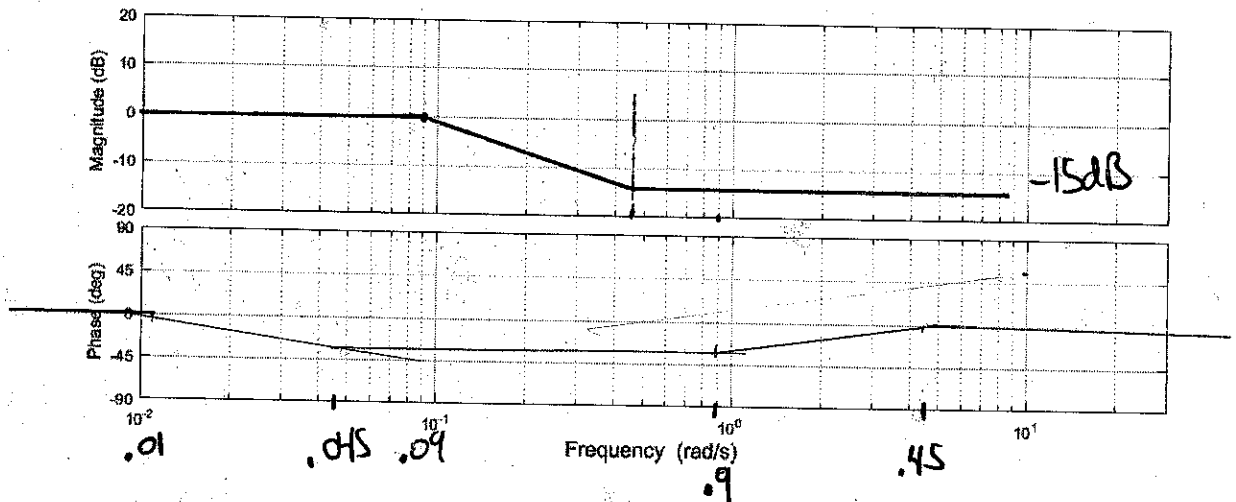
A lag controller $D(s) = k \frac{s+\alpha}{s+\beta}$ is to be designed such that the unity gain feedback system with openloop transfer function $D(s)G(s)$ has static error constant $K_p = 10$. $D(s)G(s)$ should have a nominal (asymptotic approximation) phase margin $\phi_m \approx 45^\circ$. $+10^\circ = 55^\circ$

[4 pts]. a. Following the lag compensation procedure, what is the chosen phase margin frequency for the compensated system? $\omega_{pm} = 4.5 \text{ rad s}^{-1}$.

[9 pts] b. Determine gain, zero, and pole location for the lag network $D(s)$:

gain $k = \frac{\beta}{\alpha} \approx \frac{1}{6}$ zero: $\alpha = 0.45$ pole: $\beta = \frac{2}{6} \approx 0.09$

[6 pts] b. Sketch the asymptotic Bode plot for the lag network $D(s)$ alone on the plot below:



Problem 3 (14 pts)

Key

200-1210

[6 pts] a. Given $A = \begin{bmatrix} 0 & 1 \\ -2 & -3 \end{bmatrix}$, find the eigenvalues of $A =$ _____.

$$\begin{vmatrix} \lambda - 1 & \\ 2 & \lambda + 3 \end{vmatrix} = \lambda^2 + 3\lambda + 2$$

$$\lambda = -1, -2$$

By Cayley-Hamilton, $e^{At} = \alpha_0(t)I + \alpha_1(t)A$. Find $\alpha_0(t)I + \alpha_1(t)A$.

$$\alpha_0(t) = \underline{2e^{-\lambda t} - e^{-2\lambda t}} \quad \alpha_1(t) = \underline{e^{-\lambda t} - e^{-2\lambda t}}$$

$$e^{\lambda t} = \alpha_0(t) + \lambda \alpha_1(t)$$

$$\lambda = -1: e^{-\lambda t} = \alpha_0(t) - \alpha_1(t) \quad (1)$$

$$(1) - (2): e^{-\lambda t} - e^{-2\lambda t} = \alpha_1(t)$$

$$\lambda = -2: e^{-2\lambda t} = \alpha_0(t) - 2\alpha_1(t) \quad (2)$$

$$2 \cdot (1) - (2): 2e^{-\lambda t} - e^{-2\lambda t} = \alpha_0(t)$$

b. Given an LTI system

$$\dot{x}(t) = Ax + Bu, \quad y = Cx$$

A second LTI system can be specified using the similarity transform $x = P^{-1}z$, where

$$\dot{z}(t) = A_z z + B_z u, \quad y = C_z z$$

$$\dot{x} = P^{-1} \dot{z}, \quad y = \underbrace{CP^{-1}}_{C_z} z$$

The states of the 2 systems are related.

$$P^{-1} \dot{z} = AP^{-1} z + Bu$$

[6 pts] (i) Find A_z, B_z, C_z in terms of A, B, C, P, u

$$A_z = \underline{PAP^{-1}} \quad B_z = \underline{PB} \quad C_z = \underline{CP^{-1}}$$

$$\dot{z} = \underbrace{PAP^{-1}}_{A_z} z + \underbrace{PB}_{B_z} u$$

[2 pts] (ii) Show that if the system with state x is controllable, then z is also controllable.

$$x \text{ controllable} \Rightarrow [B \mid AB \mid A^2 B \mid \dots \mid A^{N-1} B] \text{ has rank } N$$

$$z \text{ controllable} \Rightarrow [B_z \mid A_z B_z \mid A_z^2 B_z \mid \dots \mid A_z^{N-1} B_z] \text{ has rank } N$$

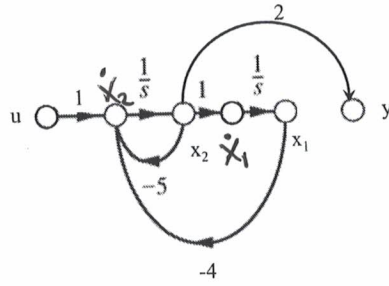
$$\text{or } [PB \mid PAP^{-1}PB \mid PA^2P^{-1}PB \mid \dots \mid PA^{N-1}PB]$$

$$= P[B \mid AB \mid \dots \mid A^{N-1}B] \quad A_z^2 = (PAP^{-1})(PAP^{-1}) = PA^2P^{-1}$$

$\rightarrow P^{-1}$ exists, hence rank same.

Problem 4. 14 pts

Key.



Given the following system model:

[3 pts] a. Write the state and output equations for the system above.

$$\dot{\mathbf{x}} = \mathbf{A}\mathbf{x} + \mathbf{B}u = \begin{bmatrix} \dot{x}_1 \\ \dot{x}_2 \end{bmatrix} = \begin{bmatrix} 0 & 1 \\ -4 & -5 \end{bmatrix} \begin{bmatrix} x_1 \\ x_2 \end{bmatrix} + \begin{bmatrix} 0 \\ 1 \end{bmatrix} u(t), \quad y = \mathbf{C}\mathbf{x} = \begin{bmatrix} 0 & 2 \end{bmatrix} \begin{bmatrix} x_1 \\ x_2 \end{bmatrix}$$

[2 pts] b. Determine if the system $\mathbf{A}, \mathbf{B}, \mathbf{C}$ is controllable and observable.

Controllable $\mathcal{C} = [\mathbf{B} \mid \mathbf{A}\mathbf{B}] = \begin{bmatrix} 0 & 1 \\ 1 & -5 \end{bmatrix}$, $\text{rank } \mathcal{C} = 2 \Rightarrow \text{controllable}$

Observable $\mathcal{O} = \begin{bmatrix} \mathbf{C} \\ \mathbf{C}\mathbf{A} \end{bmatrix} = \begin{bmatrix} 0 & 2 \\ -8 & -10 \end{bmatrix}$, $\text{rank } \mathcal{O} = 2 \Rightarrow \text{observable}$

[2 pts] c. Find the transfer function relating input $U(s)$ to output $Y(s)$.

$$H(s) = \frac{Y(s)}{U(s)} = \frac{2s}{(s+1)(s+4)}$$

$$\begin{aligned} \dot{x}_2 &= u - 5x_2 - 4x_1, & x_2 &= \dot{x}_1 & y &= 2x_2 \\ \ddot{x}_1 + 5\dot{x}_1 + 4x_1 &= u & \dot{x}_2 &= \ddot{x}_1 & &= 2\dot{x}_1 \\ \mathcal{X}(s)(s^2 + 5s + 4) &= U(s) & & & Y(s) &= 2s\mathcal{X}(s) \end{aligned}$$

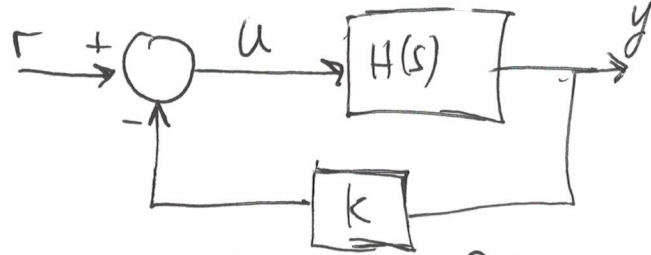
$$\frac{\mathcal{X}(s)}{U(s)} = \frac{1}{s^2 + 5s + 4}, \quad \frac{Y(s)}{\mathcal{X}(s)} = \frac{2s}{s^2 + 5s + 4}$$

Problem 4, cont.

Key.

[3 pts] d. For the system in part a, design an output feedback controller $u = r - ky$ where r is the reference input, such that the system $\frac{Y(s)}{R(s)}$ is critically damped.

$k = \underline{-1/2}$

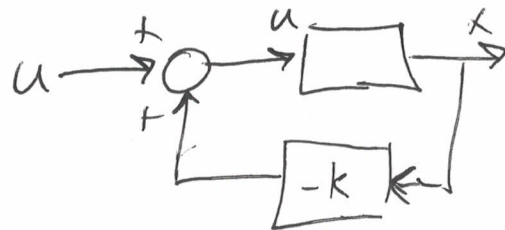


$5 + 2k = 4$
 $k = -1/2$

$\frac{Y}{R} = \frac{H}{1 + KH} = \frac{2s}{s^2 + 5s + 4 + ks^2}$
 $s^2 + s(5 + 2k) + 4 = 0$
 $(s + 2)(s + 2) = s^2 + 4s + 4$

[4 pts] e. For the system in part a, design a state feedback controller $u = r - [k_1 \ k_2]x$ where r is the reference input, such that the closed loop poles are at $-4, -4$.

$k_1 = \underline{12} \quad k_2 = \underline{3}$



$\dot{x} = Ax + B(r - [k_1 \ k_2] \begin{bmatrix} x_1 \\ x_2 \end{bmatrix})$

$= \begin{bmatrix} 0 & 1 \\ -4 & -5 \end{bmatrix} x - B[k_1 \ k_2] x + Br$
 $(A - BK)x \quad B[k_1 \ k_2]$

$= \begin{bmatrix} 0 & 1 \\ -4 - k_1 & -5 - k_2 \end{bmatrix} x + Br$
 $= \begin{bmatrix} 0 & 0 \\ k_1 & k_2 \end{bmatrix}$

$|\lambda I - A + Bk| = \begin{vmatrix} \lambda & -1 \\ 4 + k_1 & \lambda + 5 + k_2 \end{vmatrix} = \lambda^2 + \lambda(5 + k_2) + 4 + k_1 = 0$
 $(s + 4)(s + 4) =$

$s^2 + 8s + 16 = 0$
 $4 + k_1 = 16, \quad k_1 = 12$
 $5 + k_2 = 8, \quad k_2 = 3$

Key.

Problem 5 (10 pts)

Given the following system model:

$$\dot{\mathbf{x}} = \mathbf{A}\mathbf{x} + \mathbf{B}u = \begin{bmatrix} \dot{x}_1 \\ \dot{x}_2 \end{bmatrix} = \begin{bmatrix} -5 & 1 \\ -4 & 0 \end{bmatrix} \begin{bmatrix} x_1 \\ x_2 \end{bmatrix} + \begin{bmatrix} 1 \\ 2 \end{bmatrix} u(t), \quad y = \mathbf{C}\mathbf{x} = \begin{bmatrix} 1 & 0 \end{bmatrix} \begin{bmatrix} x_1 \\ x_2 \end{bmatrix}$$

[2 pts] a. Provide state equations for an observer which takes as inputs $u(t), y(t)$, and provides an estimate of the state $\hat{\mathbf{x}}(t)$.

$$\begin{aligned} \dot{\hat{\mathbf{x}}} &= \mathbf{A}\hat{\mathbf{x}} + \mathbf{B}u + \cancel{L(\hat{\mathbf{x}} + \mathbf{C}\hat{\mathbf{x}})} L(y - \hat{y}) \\ &= (\mathbf{A} - \mathbf{L}\mathbf{C})\hat{\mathbf{x}} + \mathbf{B}u + \mathbf{L}\mathbf{C}\mathbf{x} \end{aligned} \quad \begin{aligned} &L(y - \hat{y}) \\ &= \mathbf{L}\mathbf{C}(\mathbf{x} - \hat{\mathbf{x}}) \end{aligned}$$

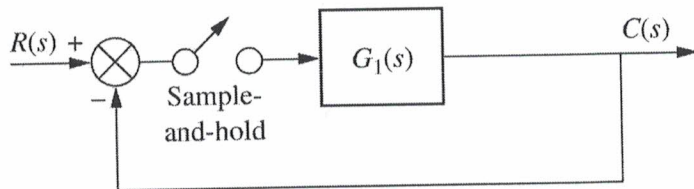
[2 pts] b. If error e is defined as $\hat{\mathbf{x}}(t) - \mathbf{x}(t)$, derive the error equations.

$$\begin{aligned} \dot{\hat{\mathbf{x}}} - \dot{\mathbf{x}} &= (\mathbf{A} - \mathbf{L}\mathbf{C})\hat{\mathbf{x}} + \mathbf{B}u + \mathbf{L}\mathbf{C}\mathbf{x} - \mathbf{A}\mathbf{x} - \mathbf{B}u \\ &= (\mathbf{A} - \mathbf{L}\mathbf{C})\hat{\mathbf{x}} - (\mathbf{A} - \mathbf{L}\mathbf{C})\mathbf{x} \\ \dot{\mathbf{e}} &= (\mathbf{A} - \mathbf{L}\mathbf{C})\mathbf{e}. \end{aligned}$$

[6 pts] c. Find observer gain L such that the observer has closed loop poles at $s_1 = -8, s_2 = -8$.

$$\begin{aligned} \mathbf{A} - \mathbf{L}\mathbf{C} &= \begin{bmatrix} -5 & 1 \\ -4 & 0 \end{bmatrix} - \begin{bmatrix} l_1 \\ l_2 \end{bmatrix} \begin{bmatrix} 1 & 0 \end{bmatrix} \\ L &= \begin{bmatrix} l_1 \\ l_2 \end{bmatrix} = \begin{bmatrix} 11 \\ 60 \end{bmatrix} \\ &= \begin{bmatrix} -5 - l_1 & 1 \\ -4 - l_2 & 0 \end{bmatrix} \\ |\lambda - \mathbf{A} + \mathbf{L}\mathbf{C}| &= \begin{vmatrix} \lambda + 5 + l_1 & -1 \\ 4 + l_2 & \lambda \end{vmatrix} \\ &= \lambda^2 + \lambda(5 + l_1) + 4 + l_2 \\ &= s^2 + 16s + 64 \\ &l_1 = 11, \quad l_2 = 60 \end{aligned}$$

Problem 6 (23 pts)



Key.

$$\frac{1}{s} \rightarrow \frac{1}{1-z^{-1}}$$

$$\frac{1}{s+a} \rightarrow \frac{1}{1-e^{-aT_s}z^{-1}} = \frac{1}{1-\frac{1}{2}z^{-1}}$$

[6 pts] a. Given $G_1(s) = \frac{K}{s+10}$ with $T_s = 0.1 \ln 2$. Find the z transform of $G_1(s)$ considering the effect of the sample and hold.

$G_1(z) =$ _____



$$= \frac{K}{10} \frac{\frac{1}{2} z^{-1}}{(1-\frac{1}{2}z^{-1})}$$

$$= \frac{K}{20} \frac{1}{z-\frac{1}{2}}$$

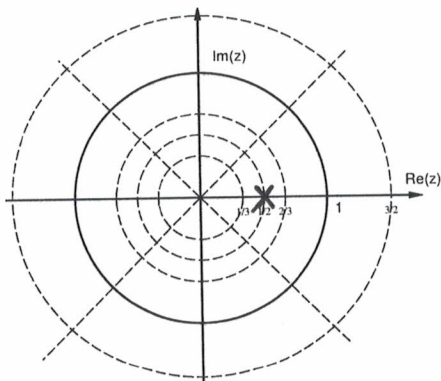
$$\frac{(1-e^{-T_s s})}{s} \cdot \frac{K}{s+10} \xrightarrow{z} (1-z^{-1}) \left(\frac{K}{s(s+10)} \right)$$

$$\frac{K(1-z^{-1})}{10} \left\{ \frac{1}{s} + \frac{-1}{s+10} \right\}$$

$$= \frac{K(1-z^{-1})}{10} \left[\frac{1}{1-z^{-1}} - \frac{1}{1-\frac{1}{2}z^{-1}} \right]$$

$$= \frac{K(1-z^{-1})}{10} \left[\frac{z-\frac{1}{2}z^{-1}-z+z^{-1}}{(1-z^{-1})(1-\frac{1}{2}z^{-1})} \right]$$

[3 pts] b. Plot the root locus for $G_1(z)$ for unity gain feedback:



$$\frac{K G_1(z)}{1+K G_1(z)} = \frac{\frac{K}{20}}{z-\frac{1}{2} + \frac{K}{20}}$$

[2 pts] c. Find the range of K for the unity gain feedback discrete time system to be stable.

limits: $-1 < z < 1$

$$-1 - \frac{1}{2} + \frac{K}{20} = 0$$

$$\frac{K}{20} = \frac{3}{2}, \quad K = 30$$

$$1 - \frac{1}{2} + \frac{K}{20} = 0$$

$$\frac{K}{20} = -\frac{1}{2}$$

$$K = -10$$

$$-10 < K < 30$$

Problem 6 , cont.

Key.

[4 pts] d. Given continuous time state equations for an LTI system with $x(0) = 0$ are :

$$\dot{x} = Ax + Bu = -2x + u(t)$$

Find the discrete time equivalent system using zero-order hold for input $u(t)$ and sampling period T : $x((k+1)T) = Gx(kT) + Hu(kT)$.

$$G = \frac{e^{-2T}}{1}$$

$$G = e^{AT} = e^{-2T}$$

$$H = \frac{1}{2} (1 - e^{-2T})$$

$$H = \int_0^T e^{-2\lambda} d\lambda \Big|_1$$

$$\frac{e^{-2\lambda}}{-2} \Big|_0^T = \frac{e^{-2T} - 1}{-2}$$

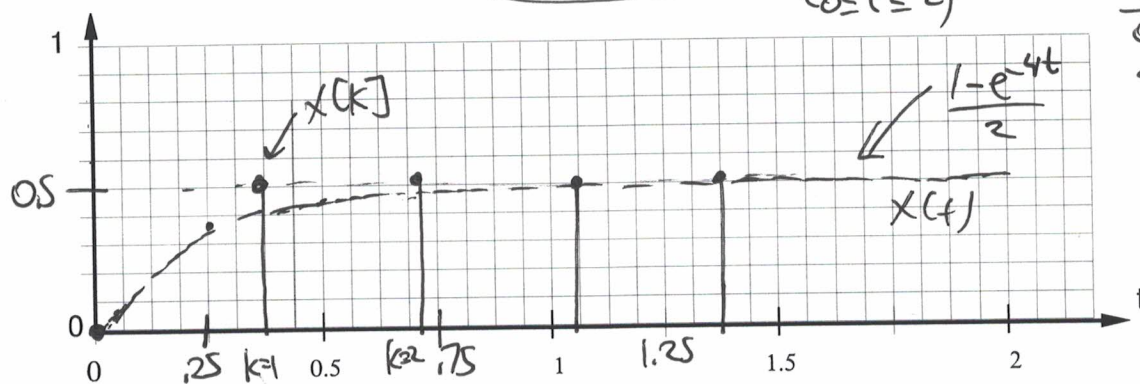
$$1 - e^{-1} = 0.63$$

$$1 - e^{-2} = 0.86$$

$$1 - e^{-3} = 0.95$$

$$u(t) = 2(r - x)$$

[8 pts] f. For the system above, let sampling period $T = 0.5 \ln 2$ (note $T \approx 0.35$ sec), and state feedback is applied such that $u(kT) = 2.0(r(kT) - x(kT))$ where the reference input $r()$ is a sampled unit step. Sketch discrete time $x(kT)$ and continuous time $x(t)$ for $k = 0, 1, 2, 3, 4$.



t	k
0	0
.35	1
.7	2
1.05	3
1.4	4

$$G = e^{-2(0.5 \ln 2)} = \frac{1}{2}$$

$$H = \frac{1}{2} \left(1 - \frac{1}{2}\right) = \frac{1}{4}$$

$$x[k+1] = \frac{1}{2} x[k] + \frac{1}{4} u[k]$$

$$= \frac{1}{2} x[k] + \frac{1}{4} \cdot 2 (r[k] - x[k])$$

$$= \frac{1}{2} x[k] - \frac{1}{2} x[k] + \frac{1}{2} r[k]$$

$$= \frac{1}{2} r[k]$$

$$\dot{x} = -2x + 2(r - x)$$

$$= -4x + 2r$$

$$sX(s) + 4X(s) = 2R(s)$$

$$X(s)(s+4) = 2R(s)$$

$$X(s) = \frac{2R(s)}{(s+4)} = \frac{2}{s(s+4)}$$

$$= 2 \left[\frac{1/4}{s} + \frac{-1/4}{s+4} \right]$$

$$x(t) = \frac{1}{2} (1 - e^{-4t}) u(t)$$