

CSI62
Operating Systems and
Systems Programming
Lecture 9

Synchronization (cont'd),
Readers/Writers example

September 24th, 2017

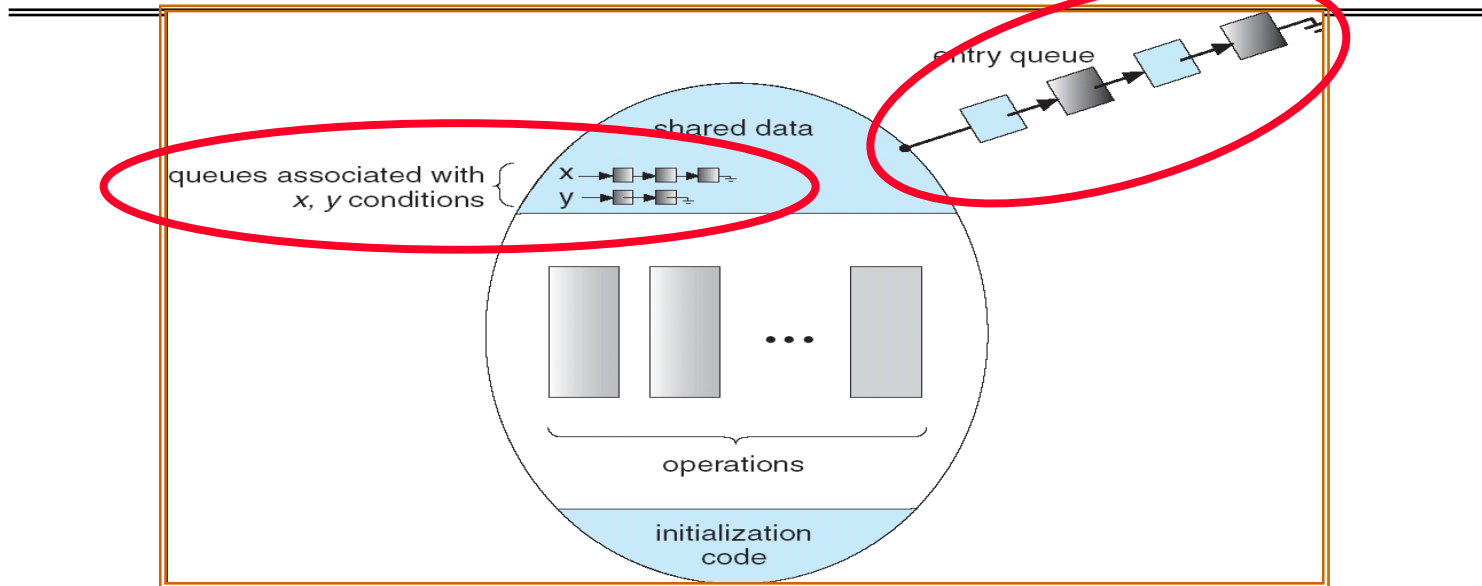
Prof. Ion Stoica

<http://cs162.eecs.Berkeley.edu>

Motivation for Monitors and Condition Variables

- Semaphores are a huge step up; just think of trying to do the bounded buffer with only loads and stores
 - Problem is that semaphores are dual purpose:
 - » They are used for both mutex and scheduling constraints
 - » Example: the fact that flipping of P's in bounded buffer gives deadlock is not immediately obvious. How do you prove correctness to someone?
- Cleaner idea: Use *locks* for mutual exclusion and *condition variables* for scheduling constraints
- Definition: **Monitor**, a **lock** and zero or more **condition variables** for managing concurrent access to shared data
 - Some languages like Java provide this natively
 - Most others use actual locks and condition variables

Monitor with Condition Variables



- **Lock**: the lock provides mutual exclusion to shared data
 - Always acquire before accessing shared data structure
 - Always release after finishing with shared data
 - Lock initially free
- **Condition Variable**: a queue of threads waiting for something *inside* a critical section
 - Key idea: make it possible to go to sleep inside critical section by atomically releasing lock at time we go to sleep
 - Contrast to semaphores: Can't wait inside critical section

Simple Monitor Example (version 1)

- Here is an (infinite) synchronized queue

```
Lock lock;  
Queue queue;
```

```
AddToQueue(item) {  
    lock.Acquire();           // Lock shared data  
    queue.enqueue(item);     // Add item  
    lock.Release();          // Release Lock  
}  
  
RemoveFromQueue() {  
    lock.Acquire();           // Lock shared data  
    item = queue.dequeue(); // Get next item or null  
    lock.Release();          // Release Lock  
    return(item);            // Might return null  
}
```

- Not very interesting use of “Monitor”
 - It only uses a lock with no condition variables
 - Cannot put consumer to sleep if no work!

Condition Variables


- How do we change the RemoveFromQueue() routine to wait until something is on the queue?
 - Could do this by keeping a count of the number of things on the queue (with semaphores), but error prone
- **Condition Variable**: a queue of threads waiting for something *inside* a critical section
 - Key idea: allow sleeping inside critical section by atomically releasing lock at time we go to sleep
 - Contrast to semaphores: Can't wait inside critical section
- Operations:
 - **Wait(&lock)**: Atomically release lock and go to sleep. Re-acquire lock later, before returning.
 - **Signal()**: Wake up one waiter, if any
 - **Broadcast()**: Wake up all waiters
- Rule: Must hold lock when doing condition variable ops!
 - In Birrell paper, he says can perform signal() outside of lock – IGNORE HIM (this is only an optimization)

Complete Monitor Example (with cond. variable)

- Here is an (infinite) synchronized queue

```
Lock lock;  
Condition dataready;  
Queue queue;
```

```
AddToQueue(item) {  
    lock.Acquire();           // Get Lock  
    queue.enqueue(item);     // Add item  
    dataready.signal();      // Signal any waiters  
    lock.Release();          // Release Lock  
}
```



```
RemoveFromQueue() {  
    lock.Acquire();           // Get Lock  
    while (queue.isEmpty()) {  
        dataready.wait(&lock); // If nothing, sleep  
    }  
    item = queue.dequeue();   // Get next item  
    lock.Release();          // Release Lock  
    return(item);  
}
```

Mesa vs. Hoare monitors

- Need to be careful about precise definition of signal and wait. Consider a piece of our dequeue code:

```
while (queue.isEmpty()) {  
    dataready.wait(&lock); // If nothing, sleep  
}  
item = queue.dequeue(); // Get next item
```

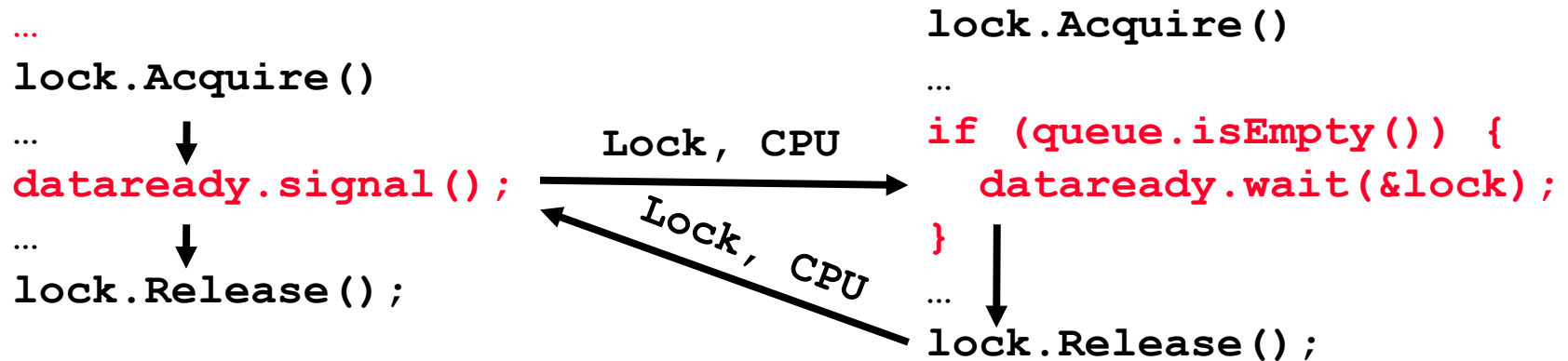
- Why didn't we do this?

```
if (queue.isEmpty()) {  
    dataready.wait(&lock); // If nothing, sleep  
}  
item = queue.dequeue(); // Get next item
```

- Answer: depends on the type of scheduling
 - Hoare-style
 - Mesa-style

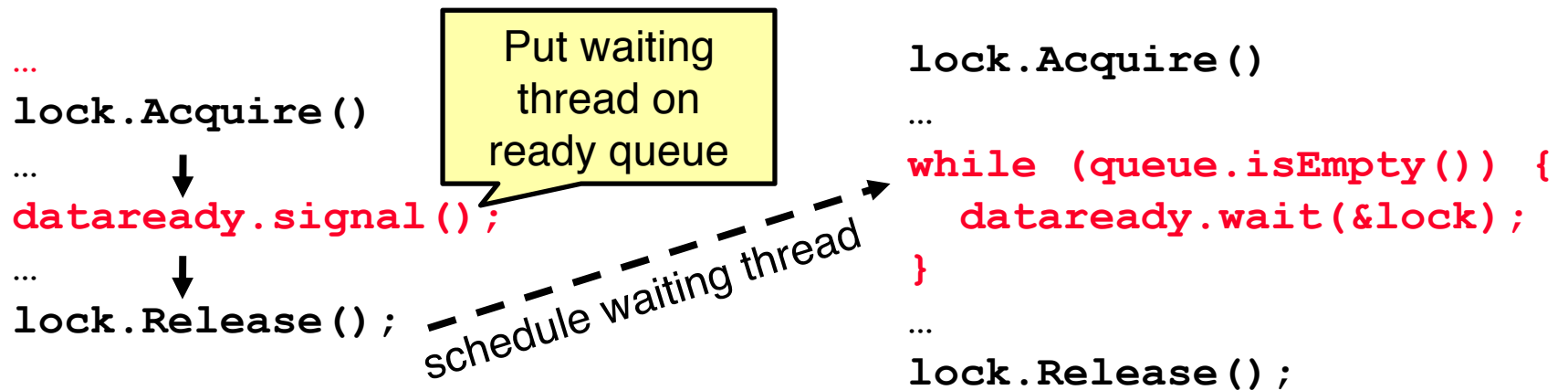
Hoare monitors

- Signaler gives up lock, CPU to waiter; waiter runs immediately
- Waiter gives up lock, processor back to signaler when it exits critical section or if it waits again
- Most textbooks



Mesa monitors

- Signaler keeps lock and processor
- Waiter placed on ready queue with no special priority
- **Practically, need to check condition again after wait**
- Most real operating systems



Mesa Monitor: Why “while()”?

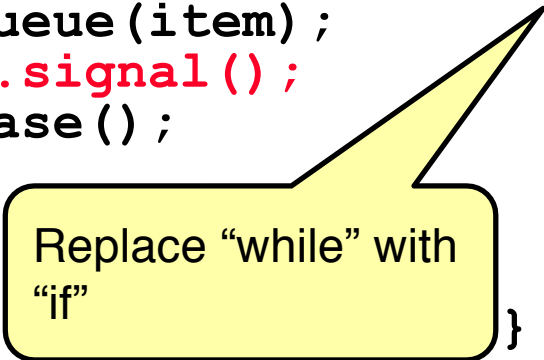
- Why do we use “while()” instead of “if() with Mesa monitors?
 - Example illustrating what happens if we use “if()”, e.g.,

```
if (queue.isEmpty()) {  
    dataready.wait(&lock); // If nothing, sleep  
}
```

- We'll use the synchronized (infinite) queue example

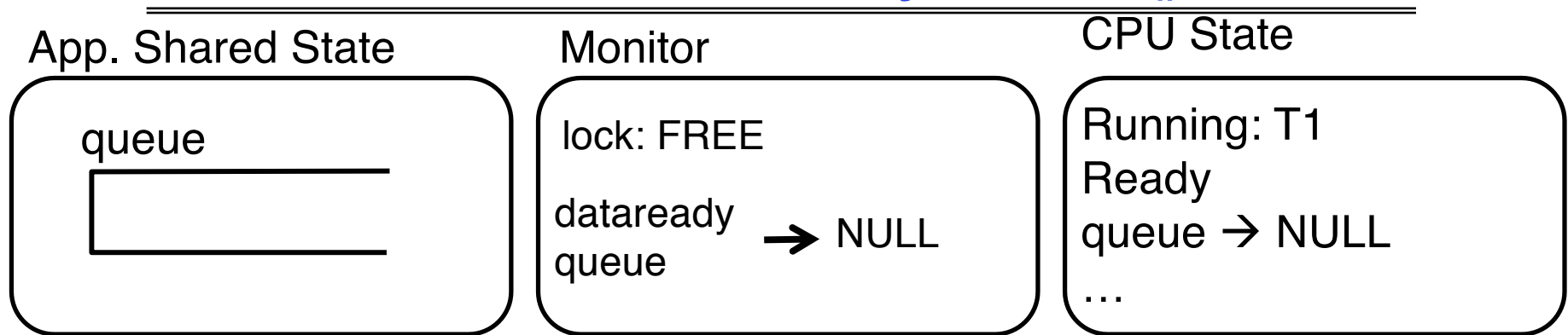
```
AddToQueue(item) {  
    lock.Acquire();  
    queue.enqueue(item);  
    dataready.signal();  
    lock.Release();  
}
```

```
RemoveFromQueue() {  
    lock.Acquire();  
    if (queue.isEmpty()) {  
        dataready.wait(&lock);  
    }  
    item = queue.dequeue();  
    lock.Release();  
    return(item);  
}
```



Replace “while” with
“if”

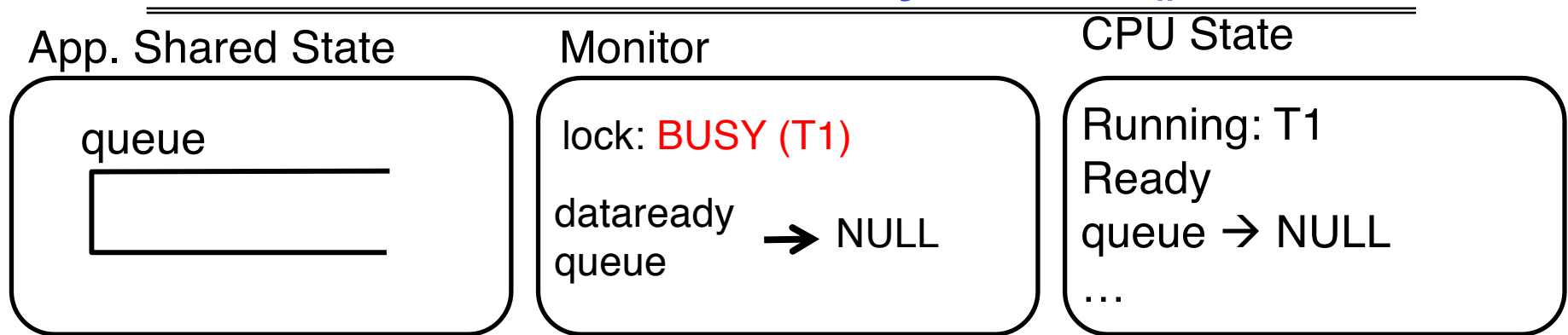
Mesa Monitor: Why “while()”?



T1 (**Running**)

```
RemoveFromQueue() {  
    lock.Acquire();  
    if (queue.isEmpty()) {  
        dataready.wait(&lock);  
    }  
    item = queue.dequeue();  
    lock.Release();  
    return(item);  
}
```

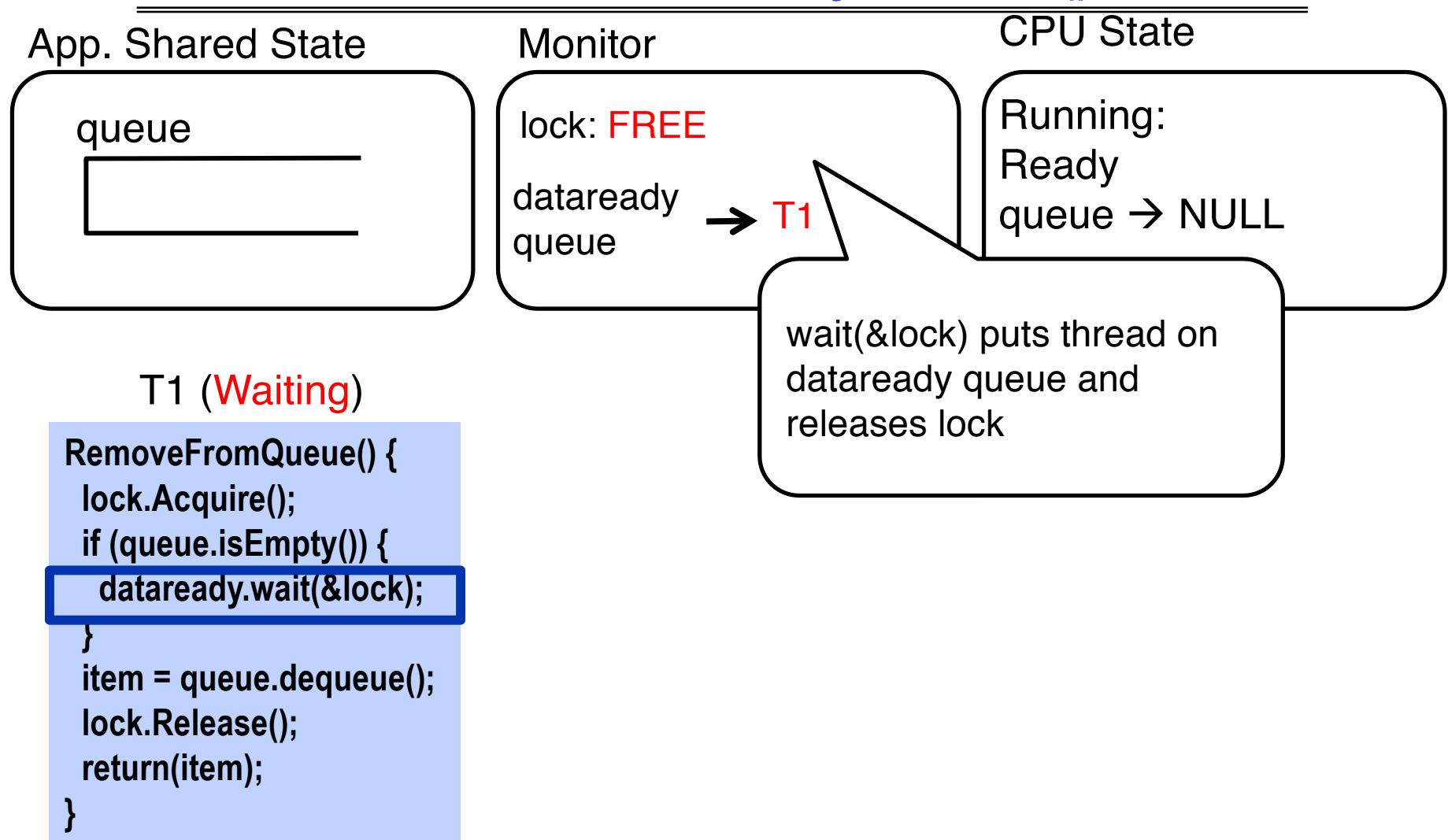
Mesa Monitor: Why “while()”?



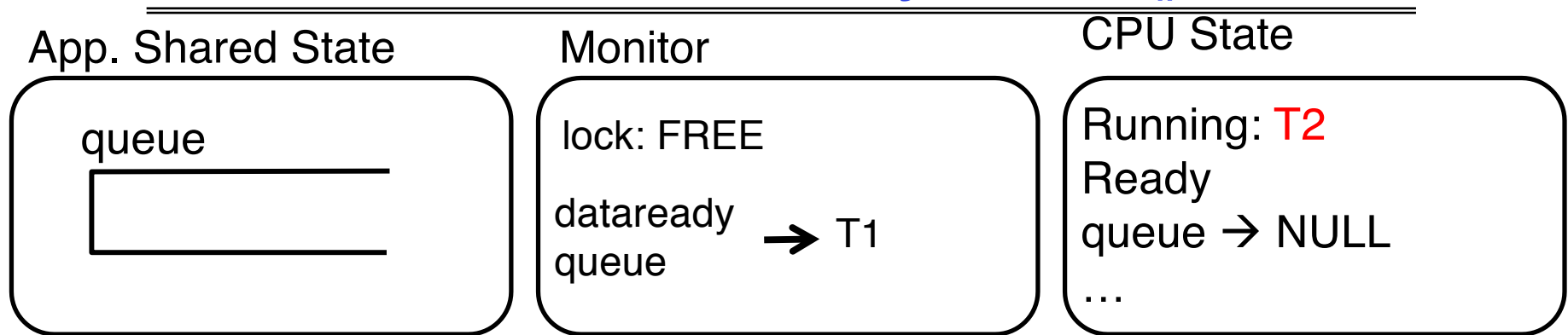
T1 (**Running**)

```
RemoveFromQueue() {  
    lock.Acquire();  
    if (queue.isEmpty()) {  
        dataready.wait(&lock);  
    }  
    item = queue.dequeue();  
    lock.Release();  
    return(item);  
}
```

Mesa Monitor: Why “while()”?



Mesa Monitor: Why “while()”?



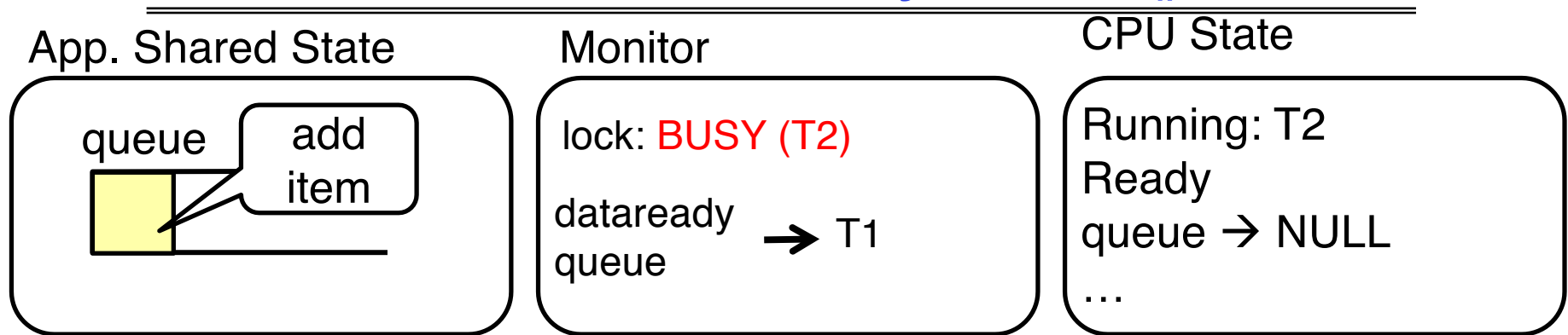
T1 (Waiting)

```
RemoveFromQueue() {  
  lock.Acquire();  
  if (queue.isEmpty()) {  
    dataready.wait(&lock);  
  }  
  item = queue.dequeue();  
  lock.Release();  
  return(item);  
}
```

T2 (Running)

```
AddToQueue(item) {  
  lock.Acquire();  
  queue.enqueue(item);  
  dataready.signal();  
  lock.Release();  
}
```

Mesa Monitor: Why “while()”?



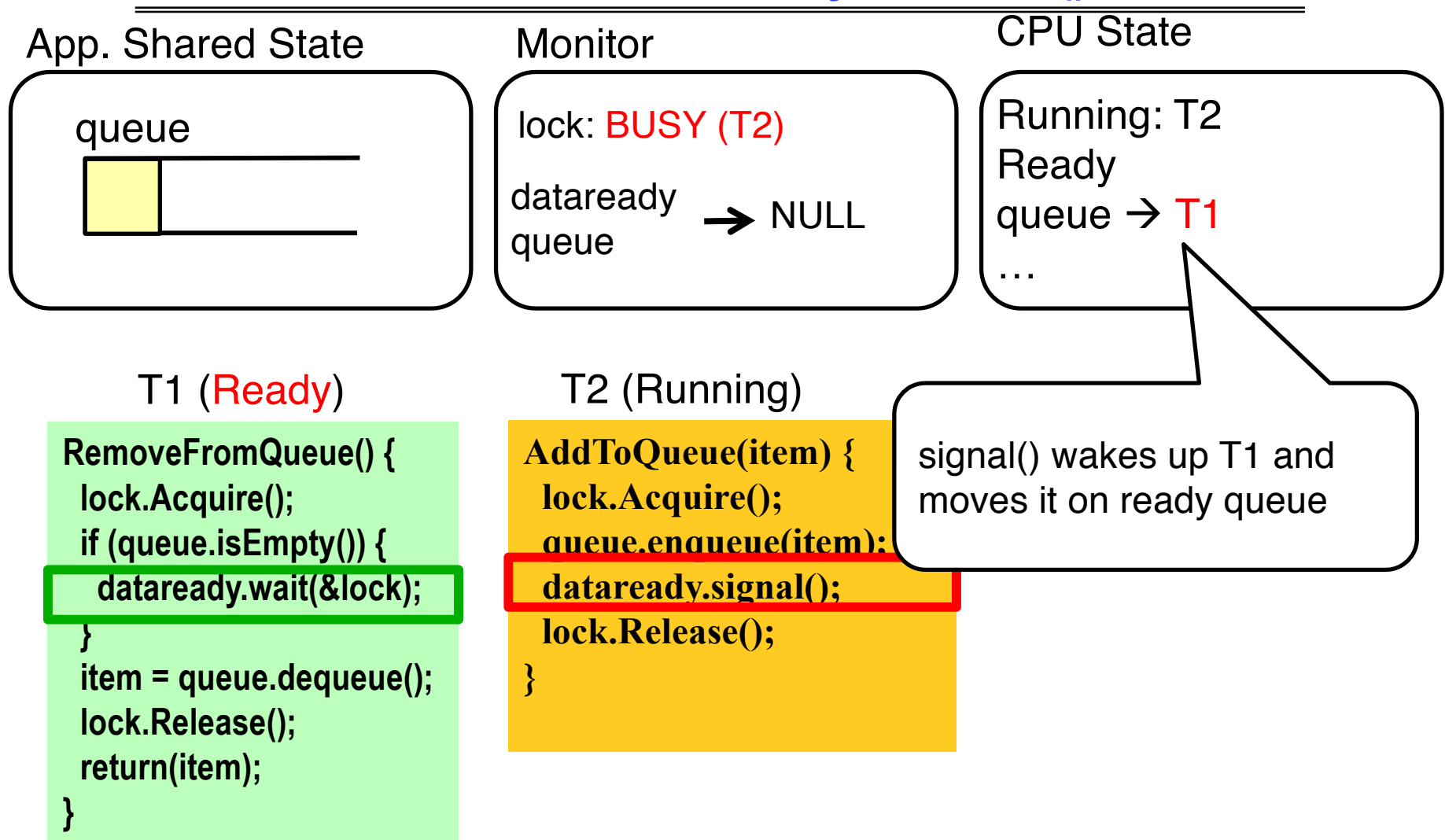
T1 (Waiting)

```
RemoveFromQueue() {  
  lock.Acquire();  
  if (queue.isEmpty()) {  
    dataready.wait(&lock);  
  }  
  item = queue.dequeue();  
  lock.Release();  
  return(item);  
}
```

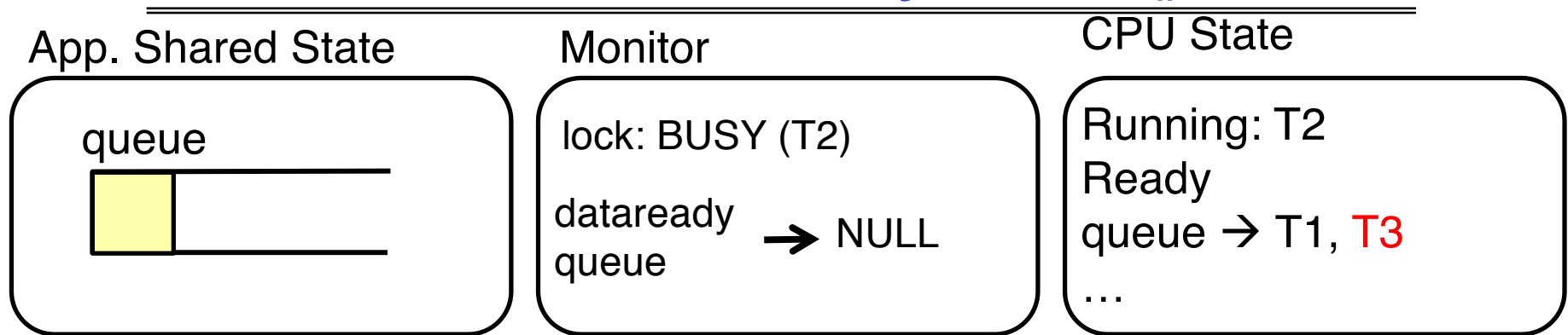
T2 (Running)

```
AddToQueue(item) {  
  lock.Acquire();  
  queue.enqueue(item);  
  dataready.signal();  
  lock.Release();  
}
```

Mesa Monitor: Why “while()”?



Mesa Monitor: Why “while()”?



T1 (Ready)

```
RemoveFromQueue() {  
  lock.Acquire();  
  if (queue.isEmpty()) {  
    dataready.wait(&lock);  
  }  
  item = queue.dequeue();  
  lock.Release();  
  return(item);  
}
```

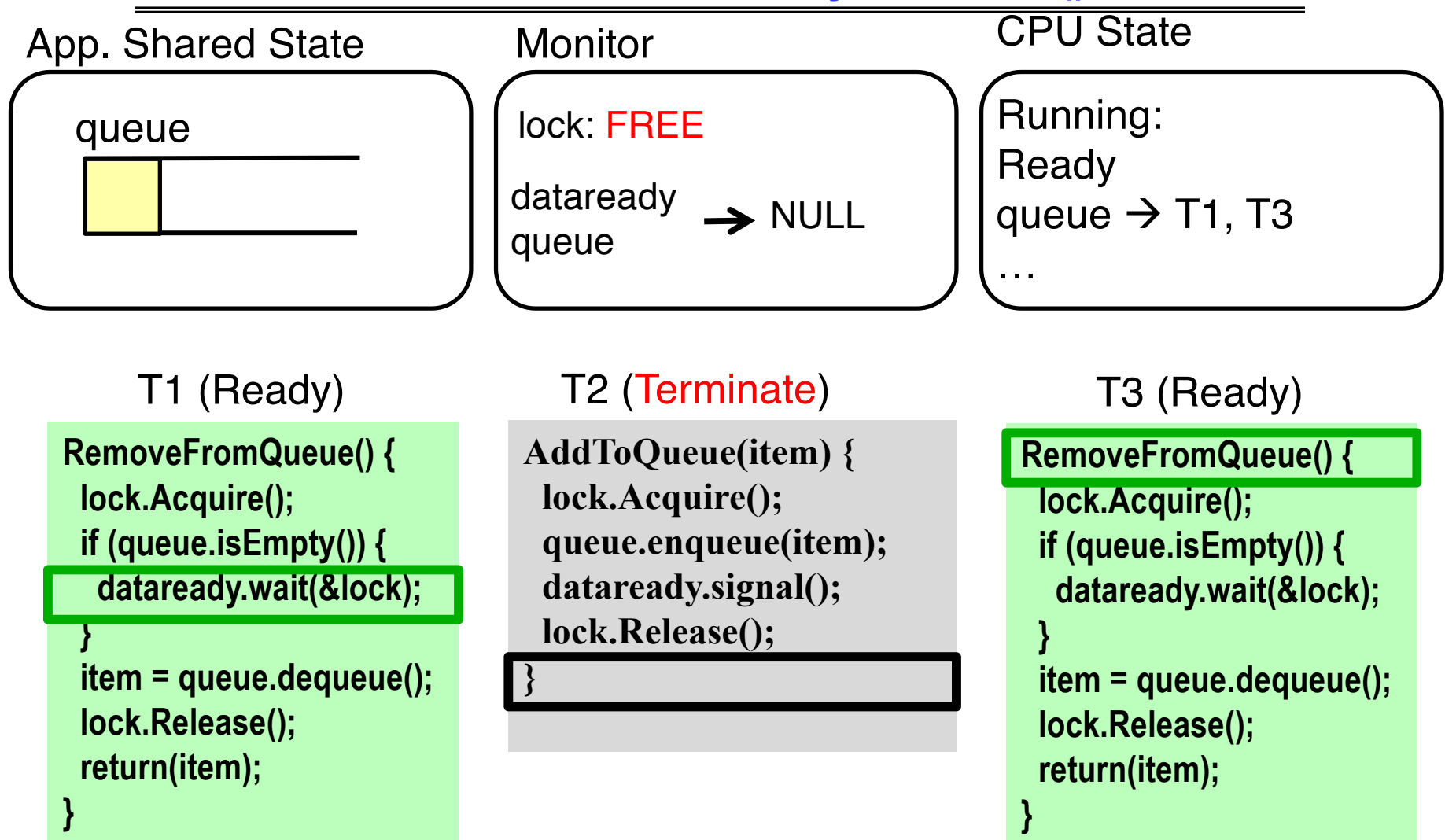
T2 (Running)

```
AddToQueue(item) {  
  lock.Acquire();  
  queue.enqueue(item);  
  dataready.signal();  
  lock.Release();  
}
```

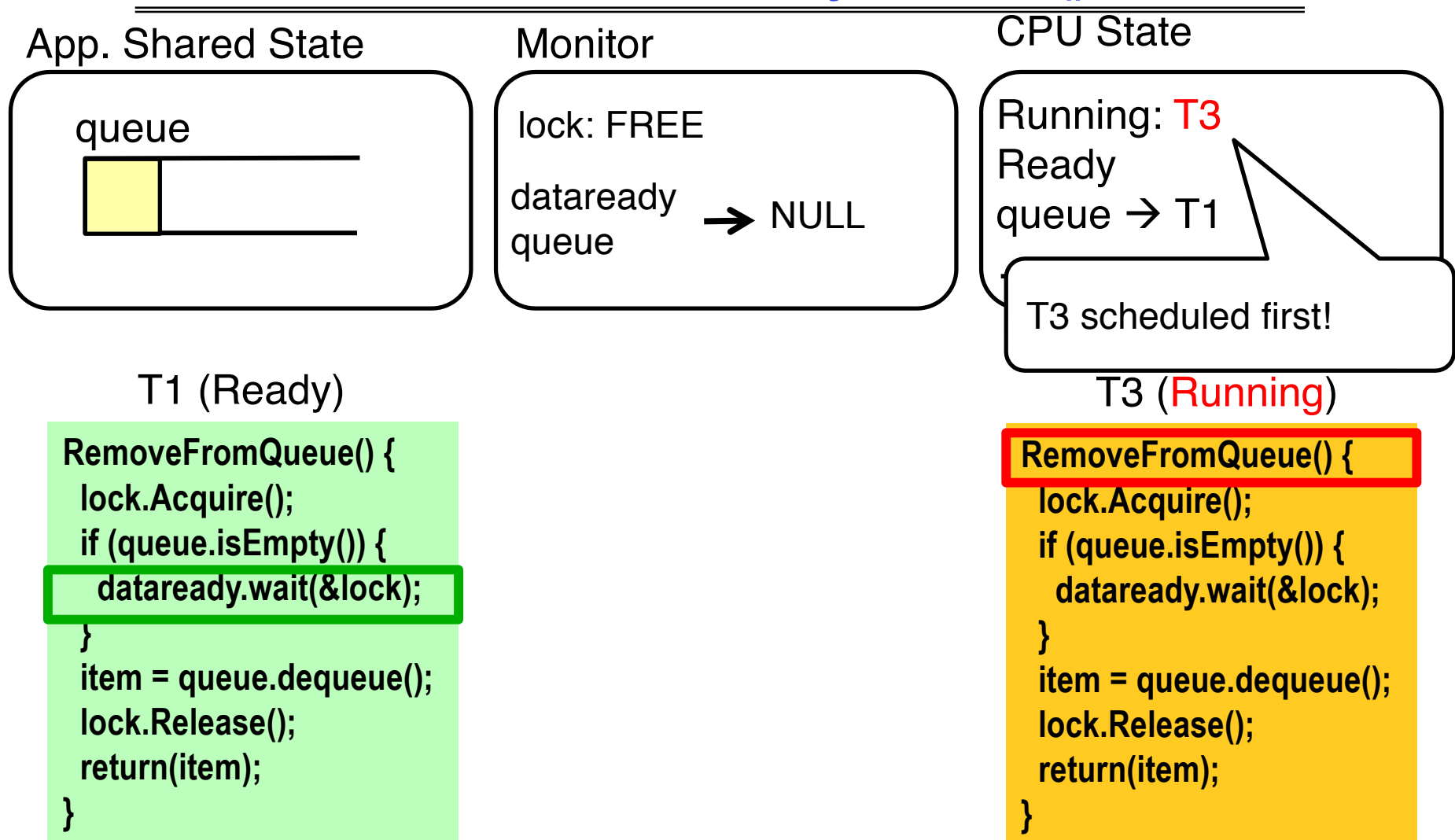
T3 (Ready)

```
RemoveFromQueue() {  
  lock.Acquire();  
  if (queue.isEmpty()) {  
    dataready.wait(&lock);  
  }  
  item = queue.dequeue();  
  lock.Release();  
  return(item);  
}
```

Mesa Monitor: Why “while()”?

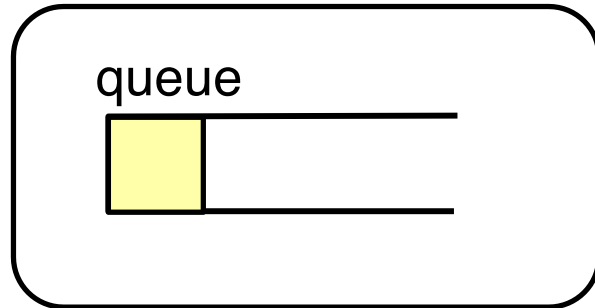


Mesa Monitor: Why “while()”?



Mesa Monitor: Why “while()”?

App. Shared State



Monitor

lock: **BUSY (T3)**
dataready → NULL
queue

CPU State

Running: T3
Ready
queue → T1
...

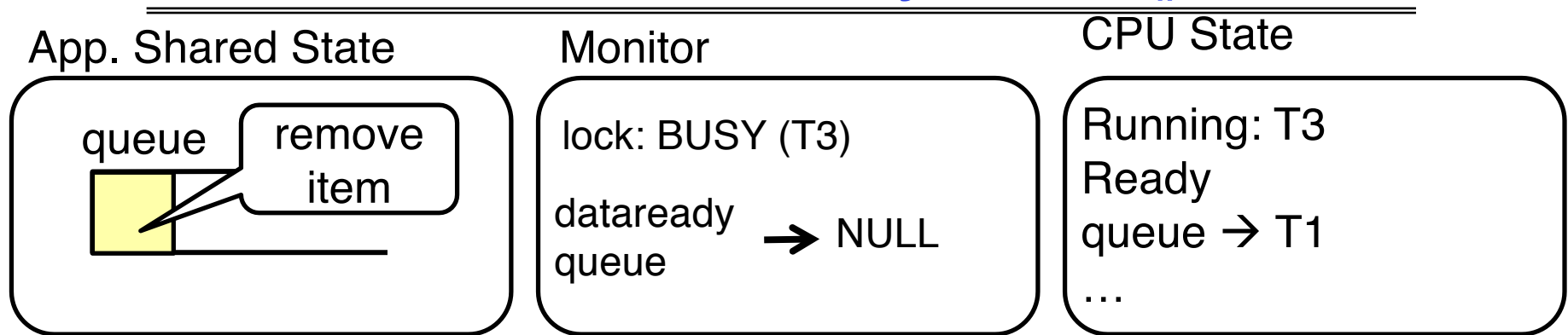
T1 (Ready)

```
RemoveFromQueue() {  
  lock.Acquire();  
  if (queue.isEmpty()) {  
    dataready.wait(&lock);  
  }  
  item = queue.dequeue();  
  lock.Release();  
  return(item);  
}
```

T3 (Running)

```
RemoveFromQueue() {  
  lock.Acquire();  
  if (queue.isEmpty()) {  
    dataready.wait(&lock);  
  }  
  item = queue.dequeue();  
  lock.Release();  
  return(item);  
}
```

Mesa Monitor: Why “while()”?



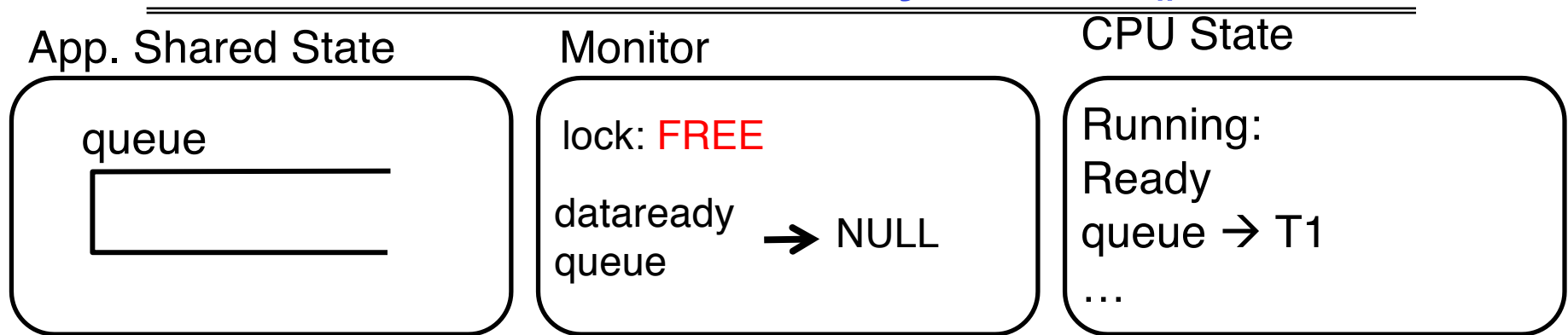
T1 (Ready)

```
RemoveFromQueue() {  
  lock.Acquire();  
  if (queue.isEmpty()) {  
    dataready.wait(&lock);  
  }  
  item = queue.dequeue();  
  lock.Release();  
  return(item);  
}
```

T3 (Running)

```
RemoveFromQueue() {  
  lock.Acquire();  
  if (queue.isEmpty()) {  
    dataready.wait(&lock);  
  }  
  item = queue.dequeue();  
  lock.Release();  
  return(item);  
}
```

Mesa Monitor: Why “while()”?



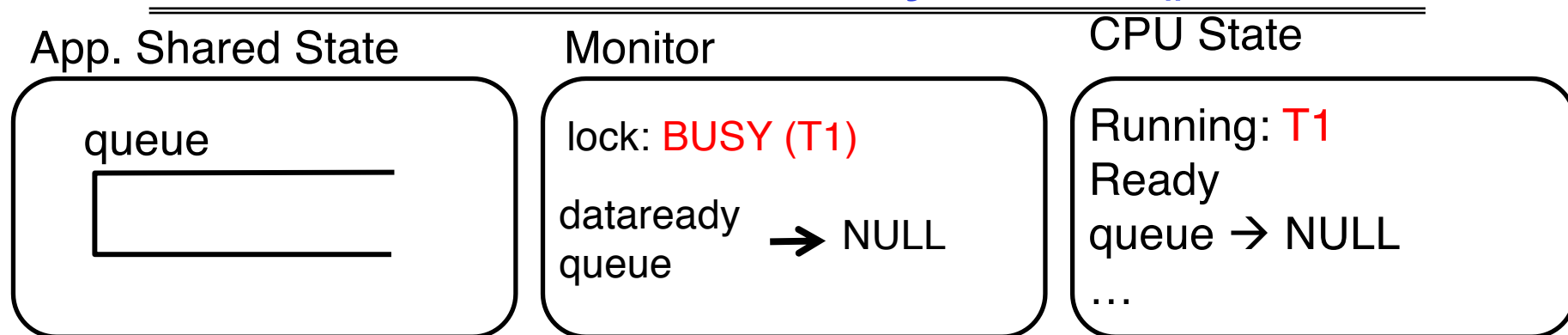
T1 (Ready)

```
RemoveFromQueue() {  
  lock.Acquire();  
  if (queue.isEmpty()) {  
    dataready.wait(&lock);  
  }  
  item = queue.dequeue();  
  lock.Release();  
  return(item);  
}
```

T3 (**Finished**)

```
RemoveFromQueue() {  
  lock.Acquire();  
  if (queue.isEmpty()) {  
    dataready.wait(&lock);  
  }  
  item = queue.dequeue();  
  lock.Release();  
  return(item);  
}
```

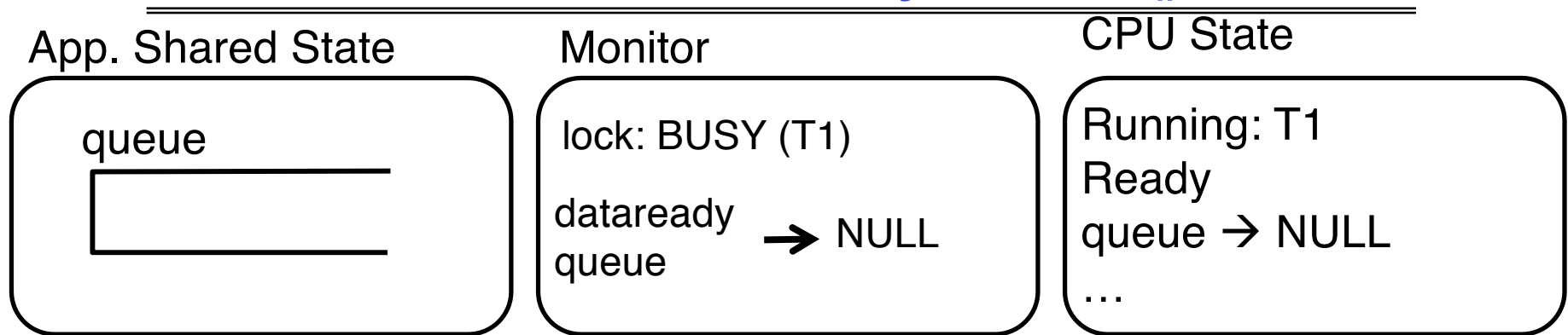
Mesa Monitor: Why “while()”?



T1 (**Running**)

```
RemoveFromQueue() {  
    lock.Acquire();  
    if (queue.isEmpty()) {  
        dataready.wait(&lock);  
    }  
    item = queue.dequeue();  
    lock.Release();  
    return(item);  
}
```

Mesa Monitor: Why “while()”?

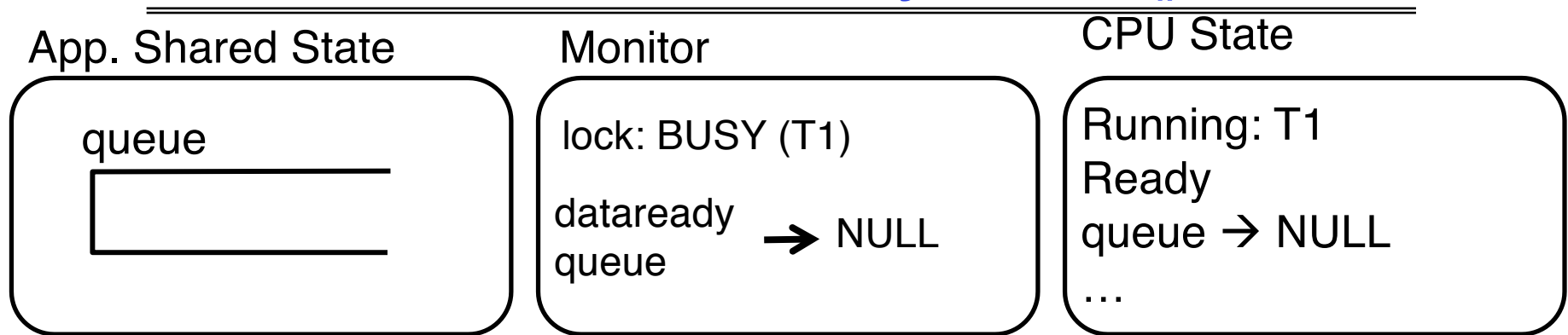


T1 (**Running**)

```
RemoveFromQueue() {  
  lock.Acquire();  
  if (queue.isEmpty()) {  
    dataready.wait(&lock);  
  }  
  item = queue.dequeue();  
  lock.Release();  
  return(item);  
}
```

ERROR:
Nothing in the
queue!

Mesa Monitor: Why “while()”?

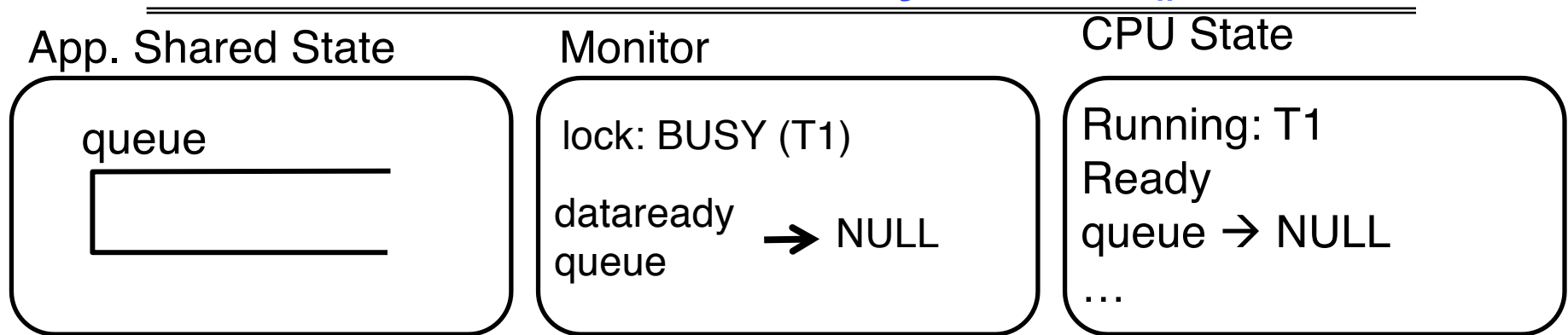


T1 (Running)

```
RemoveFromQueue() {  
  lock.Acquire();  
  while (queue.isEmpty())  
  {  
    dataready.Wait(&lock);  
  }  
  item = queue.dequeue();  
  lock.Release();  
  return(item);  
}
```

Replace
“if” with
“while”

Mesa Monitor: Why “while()”?

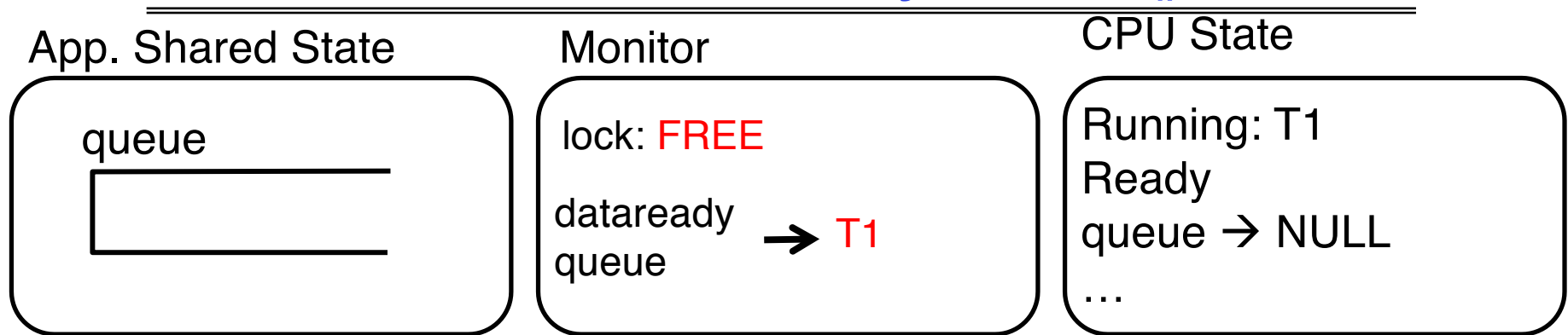


T1 (Ready)

```
RemoveFromQueue() {  
    lock.Acquire();  
    while (queue.isEmpty())  
    {  
        dataready.wait(&lock);  
    }  
    item = queue.dequeue();  
    lock.Release();  
    return(item);  
}
```

Check
again if
empty!

Mesa Monitor: Why “while()”?



T1 (**Waiting**)

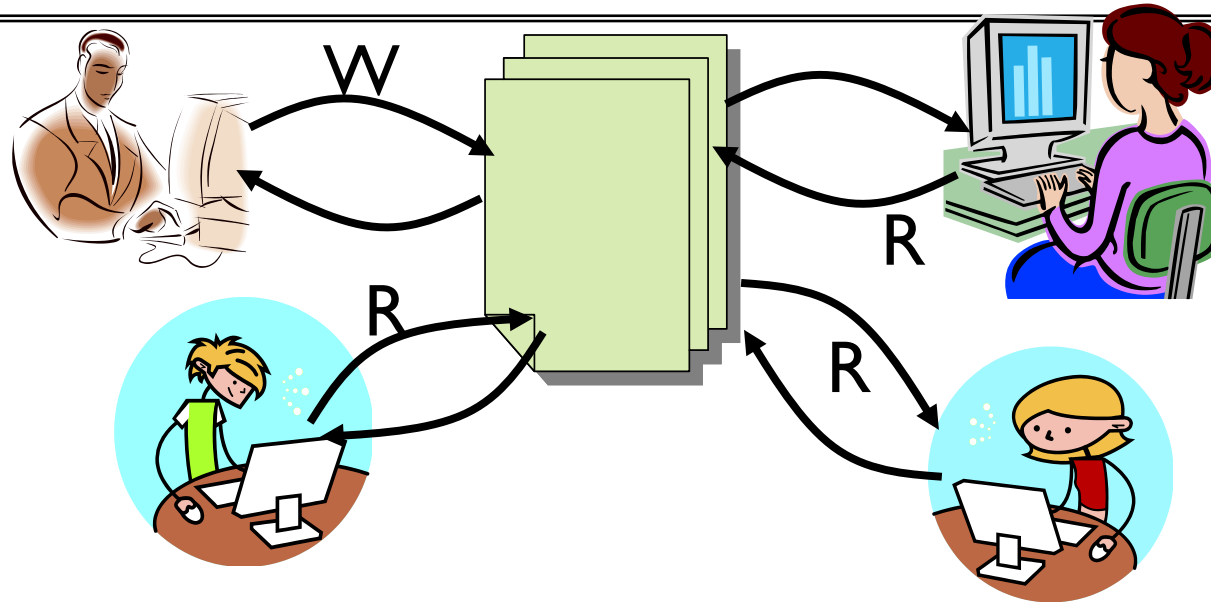
```
RemoveFromQueue() {  
    lock.Acquire();  
    while (queue.isEmpty())  
    {  
        dataready.wait(&lock);  
    }  
    item = queue.dequeue();  
    lock.Release();  
    return(item);  
}
```

Administrivia

- Midterm on **Monday 10/1 5:30-6PM**
- Closed book, no calculators, **one double-side letter-sized page of handwritten notes**

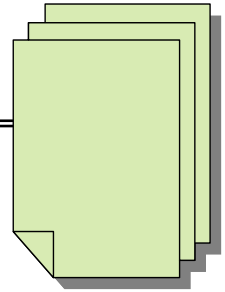
BREAK

Readers/Writers Problem



- Motivation: Consider a shared database
 - Two classes of users:
 - » Readers – never modify database
 - » Writers – read and modify database
 - Is using a single lock on the whole database sufficient?
 - » Like to have many readers at the same time
 - » Only one writer at a time

Basic Readers/Writers Solution



- Correctness Constraints:
 - Readers can access database when no writers
 - Writers can access database when no readers or writers
 - Only one thread manipulates state variables at a time
- Basic structure of a solution:
 - **Reader ()**
 - Wait until no writers
 - Access data base
 - Check out - wake up a waiting writer
 - **Writer ()**
 - Wait until no active readers or writers
 - Access database
 - Check out - wake up waiting readers or writer
 - State variables (Protected by a lock called “lock”):
 - » int AR: Number of active readers; initially = 0
 - » int WR: Number of waiting readers; initially = 0
 - » int AW: Number of active writers; initially = 0
 - » int WW: Number of waiting writers; initially = 0
 - » Condition okToRead = NIL
 - » Condition okToWrite = NIL

Code for a Reader

```
Reader() {
  // First check self into system
  lock.Acquire();

  while ((AW + WW) > 0) { // Is it safe to read?
    WR++;                // No. Writers exist
    okToRead.wait(&lock); // Sleep on cond var
    WR--;                // No longer waiting
  }
  AR++;                // Now we are active!
  lock.release();

  // Perform actual read-only access
  AccessDatabase(ReadOnly);

  // Now, check out of system
  lock.Acquire();
  AR--;                // No longer active
  if (AR == 0 && WW > 0) // No other active readers
    okToWrite.signal(); // Wake up one writer
  lock.Release();
}
```

Why release lock here?

Code for a Writer

```
Writer() {
    // First check self into system
    lock.Acquire();

    while ((AW + AR) > 0) { // Is it safe to write?
        WW++; // No. Active users exist
        okToWrite.wait(&lock); // Sleep on cond var
        WW--; // No longer waiting
    }

    AW++; // Now we are active!
    lock.release();

    // Perform actual read/write access
    AccessDatabase(ReadWrite);

    // Now, check out of system
    lock.Acquire();
    AW--; // No longer active
    if (WW > 0) { // Give priority to writers
        okToWrite.signal(); // Wake up one writer
    } else if (WR > 0) { // Otherwise, wake reader
        okToRead.broadcast(); // Wake all readers
    }
    lock.Release();
}
```

Simulation of Readers/Writers Solution

- Use an example to simulate the solution
- Consider the following sequence of operators:
 - R1, R2, W1, R3
- Initially: $AR = 0$, $WR = 0$, $AW = 0$, $WW = 0$

Simulation of Readers/Writers Solution

- R1 comes along
- $AR = 0, WR = 0, AW = 0, WW = 0$

```
Reader() {  
    lock.Acquire();  
    while ((AW + WW) > 0) { // Is it safe to read?  
        WR++; // No. Writers exist  
        okToRead.wait(&lock); // Sleep on cond var  
        WR--; // No longer waiting  
    }  
    AR++; // Now we are active!  
    lock.release();  
  
    AccessDbase(ReadOnly);  
  
    lock.Acquire();  
    AR--;  
    if (AR == 0 && WW > 0)  
        okToWrite.signal();  
    lock.Release();  
}
```

Simulation of Readers/Writers Solution

- R1 comes along
- $AR = 0, WR = 0, AW = 0, WW = 0$

```
Reader() {
    lock.Acquire();
    while ((AW + WW) > 0) { // Is it safe to read?
        WR++; // No. Writers exist
        okToRead.wait(&lock); // Sleep on cond var
        WR--; // No longer waiting
    }
    AR++; // Now we are active!
    lock.release();
}
```

AccessDbase(ReadOnly);

```
lock.Acquire();
AR--;
if (AR == 0 && WW > 0)
    okToWrite.signal();
lock.Release();
}
```

Simulation of Readers/Writers Solution

- R1 comes along
- $AR = 1$, $WR = 0$, $AW = 0$, $WW = 0$

```
Reader() {
    lock.Acquire();
    while ((AW + WW) > 0) { // Is it safe to read?
        WR++; // No. Writers exist
        okToRead.wait(&lock); // Sleep on cond var
        WR--; // No longer waiting
    }
    AR++; // Now we are active!
    lock.release();
}
```

AccessDbase (ReadOnly) ;

```
lock.Acquire();
AR--;
if (AR == 0 && WW > 0)
    okToWrite.signal();
lock.Release();
}
```

Simulation of Readers/Writers Solution

- R1 comes along
- $AR = 1, WR = 0, AW = 0, WW = 0$

```
Reader() {
    lock.Acquire();
    while ((AW + WW) > 0) { // Is it safe to read?
        WR++; // No. Writers exist
        okToRead.wait(&lock); // Sleep on cond var
        WR--; // No longer waiting
    }
    AR++; // Now we are active!
    lock.release();
```

```
AccessDbase(ReadOnly);
```

```
lock.Acquire();
AR--;
if (AR == 0 && WW > 0)
    okToWrite.signal();
lock.Release();
}
```

Simulation of Readers/Writers Solution

- R1 comes along
- $AR = 1, WR = 0, AW = 0, WW = 0$

```
Reader() {
    lock.Acquire();
    while ((AW + WW) > 0) { // Is it safe to read?
        WR++; // No. Writers exist
        okToRead.wait(&lock); // Sleep on cond var
        WR--; // No longer waiting
    }
    AR++; // Now we are active!
    lock.release();
}
```

AccessDbase(ReadOnly)

```
lock.Acquire();
AR--;
if (AR == 0 && WW > 0)
    okToWrite.signal();
lock.Release();
}
```

Simulation of Readers/Writers Solution

- R2 comes along
- $AR = 1, WR = 0, AW = 0, WW = 0$

```
Reader() {
    lock.Acquire();
    while ((AW + WW) > 0) { // Is it safe to read?
        WR++; // No. Writers exist
        okToRead.wait(&lock); // Sleep on cond var
        WR--; // No longer waiting
    }
    AR++; // Now we are active!
    lock.release();

    AccessDbase(ReadOnly);

    lock.Acquire();
    AR--;
    if (AR == 0 && WW > 0)
        okToWrite.signal();
    lock.Release();
}
```


Simulation of Readers/Writers Solution

- R2 comes along
- $AR = 1, WR = 0, AW = 0, WW = 0$

```
Reader() {
    lock.Acquire();
    while ((AW + WW) > 0) { // Is it safe to read?
        WR++; // No. Writers exist
        okToRead.wait(&lock); // Sleep on cond var
        WR--; // No longer waiting
    }
    AR++; // Now we are active!
    lock.release();
}
```

AccessDbase(ReadOnly);

```
lock.Acquire();
AR--;
if (AR == 0 && WW > 0)
    okToWrite.signal();
lock.Release();
}
```

Simulation of Readers/Writers Solution

- R2 comes along
- $AR = 2$, $WR = 0$, $AW = 0$, $WW = 0$

```
Reader() {
    lock.Acquire();
    while ((AW + WW) > 0) { // Is it safe to read?
        WR++; // No. Writers exist
        okToRead.wait(&lock); // Sleep on cond var
        WR--; // No longer waiting
    }
    AR++; // Now we are active!
    lock.release();
}
```

AccessDbase (ReadOnly) ;

```
lock.Acquire();
AR--;
if (AR == 0 && WW > 0)
    okToWrite.signal();
lock.Release();
}
```

Simulation of Readers/Writers Solution

- R2 comes along
- $AR = 2, WR = 0, AW = 0, WW = 0$

```
Reader() {
    lock.Acquire();
    while ((AW + WW) > 0) { // Is it safe to read?
        WR++; // No. Writers exist
        okToRead.wait(&lock); // Sleep on cond var
        WR--; // No longer waiting
    }
    AR++; // Now we are active!
    lock.release();
```

AccessDbase (ReadOnly) ;

```
lock.Acquire();
AR--;
if (AR == 0 && WW > 0)
    okToWrite.signal();
lock.Release();
}
```

Simulation of Readers/Writers Solution

- R2 comes along
- $AR = 2, WR = 0, AW = 0, WW = 0$

```
Reader() {
    lock.Acquire();
    while ((AW + WW) > 0) { // Is it safe to read?
        WR++; // No. Writers exist
        okToRead.wait(&lock); // Sleep on cond var
        WR--; // No longer waiting
    }
    AR++; // Now we are active!
    lock.release();
}
```

AccessDbase(ReadOnly)

```
lock.Acquire();
AR--;
if (AR == 0 && WW > 0)
    okToWrite.signal();
}
}
```

Assume readers take a while to access database
Situation: Locks released, only AR is non-zero

Simulation of Readers/Writers Solution

- W1 comes along (R1 and R2 are still accessing dbase)
- $AR = 2, WR = 0, AW = 0, WW = 0$

```
Writer() {  
    lock.Acquire();  
    while ((AW + AR) > 0) {  
        WW++;  
        okToWrite.wait(&lock);  
        WW--;  
    }  
    AW++;  
    lock.release();  
}
```

```
/// Is it safe to write?  
/// No. Active users exist  
/// Sleep on cond var  
/// No longer waiting
```

AccessDbase(ReadWrite);

```
lock.Acquire();  
AW--;  
if (WW > 0) {  
    okToWrite.signal();  
} else if (WR > 0) {  
    okToRead.broadcast();  
}  
lock.Release();  
}
```

Simulation of Readers/Writers Solution

- W1 comes along (R1 and R2 are still accessing dbase)
- $AR = 2, WR = 0, AW = 0, WW = 0$

```
Writer() {
    lock.Acquire();
    while ((AW + AR) > 0) {
        WW++;
        okToWrite.wait(&lock);
        WW--;
    }
    AW++;
    lock.release();
}
```

/// Is it safe to write?
/// No. Active users exist
/// Sleep on cond var
/// No longer waiting

AccessDbase(ReadWrite);

```
lock.Acquire();
AW--;
if (WW > 0) {
    okToWrite.signal();
} else if (WR > 0) {
    okToRead.broadcast();
}
lock.Release();
}
```

Simulation of Readers/Writers Solution

- W1 comes along (R1 and R2 are still accessing dbase)
- $AR = 2, WR = 0, AW = 0, WW = 1$

```
Writer() {
    lock.Acquire();
    while ((AW + AR) > 0) {
        WW++;
        okToWrite.wait(&lock);
        WW--;
    }
    AW++;
    lock.release();
}
```

/// Is it safe to write?
/// No. Active users exist
/// Sleep on cond var
/// No longer waiting

AccessDbase(ReadWrite);

```
lock.Acquire();
AW--;
if (WW > 0) {
    okToWrite.signal();
} else if (WR > 0) {
    okToRead.broadcast();
}
lock.Release();
}
```

Simulation of Readers/Writers Solution

- W1 comes along (R1 and R2 are still accessing dbase)
- $AR = 2, WR = 0, AW = 0, WW = 1$

```
Writer() {
    lock.Acquire();
    while ((AW + AR) > 0) {
        WW++;
        okToWrite.wait(&lock);
        WW--;
    }
    AW++;
    lock.release();
}
```

```
/// Is it safe to write?
/// No. Active users exist
/// Sleep on cond var
/// No longer waiting
```

AccessDbase(ReadWrite);

```
lock.Acquire();
AW--;
if (WW > 0) {
    okToWrite.signal();
} else if (WR > 0) {
    okToRead.broadcast();
}
lock.Release();
}
```

W1 cannot start because of readers, so goes to sleep

Simulation of Readers/Writers Solution

- R3 comes along (R1, R2 accessing dbase, W1 waiting)
- $AR = 2$, $WR = 0$, $AW = 0$, $WW = 1$

```
Reader() {
    lock.Acquire();
    while ((AW + WW) > 0) { // Is it safe to read?
        WR++; // No. Writers exist
        okToRead.wait(&lock); // Sleep on cond var
        WR--; // No longer waiting
    }
    AR++; // Now we are active!
    lock.release();

    AccessDbase(ReadOnly);

    lock.Acquire();
    AR--;
    if (AR == 0 && WW > 0)
        okToWrite.signal();
    lock.Release();
}
```

Simulation of Readers/Writers Solution

- R3 comes along (R1, R2 accessing dbase, W1 waiting)
- $AR = 2$, $WR = 0$, $AW = 0$, $WW = 1$

```
Reader() {
    lock.Acquire();
    while ((AW + WW) > 0) { // Is it safe to read?
        WR++; // No. Writers exist
        okToRead.wait(&lock); // Sleep on cond var
        WR--; // No longer waiting
    }
    AR++; // Now we are active!
    lock.release();
}
```

AccessDbase(ReadOnly);

```
lock.Acquire();
AR--;
if (AR == 0 && WW > 0)
    okToWrite.signal();
lock.Release();
}
```

Simulation of Readers/Writers Solution

- R3 comes along (R1, R2 accessing dbase, W1 waiting)
- $AR = 2$, $WR = 1$, $AW = 0$, $WW = 1$

```
Reader() {
    lock.Acquire();
    while ((AW + WW) > 0) { // Is it safe to read?
        WR++; // No. Writers exist
        okToRead.wait(&lock); // Sleep on cond var
        WR--; // No longer waiting
    }
    AR++; // Now we are active!
    lock.release();
}
```

AccessDbase(ReadOnly);

```
lock.Acquire();
AR--;
if (AR == 0 && WW > 0)
    okToWrite.signal();
lock.Release();
}
```

Simulation of Readers/Writers Solution

- R3 comes along (R1, R2 accessing dbase, W1 waiting)
- $AR = 2$, $WR = 1$, $AW = 0$, $WW = 1$

```
Reader() {
    lock.Acquire();
    while ((AW + WW) > 0) { // Is it safe to read?
        WR++; // No. Writers exist
        okToRead.wait(&lock); // Sleep on cond var
        WR--; // No longer waiting
    }
    AR++; // Now we are active!
    lock.release();
}
```

AccessDbase (ReadOnly) ;

```
lock.Acquire();
AR--;
```

Status:

- R1 and R2 still reading
- W1 and R3 waiting on okToWrite and okToRead, respectively

Simulation of Readers/Writers Solution

- R2 finishes (R1 accessing dbase, W1, R3 waiting)
- $AR = 2, WR = 1, AW = 0, WW = 1$

```
Reader() {
    lock.Acquire();
    while ((AW + WW) > 0) { // Is it safe to read?
        WR++; // No. Writers exist
        okToRead.wait(&lock); // Sleep on cond var
        WR--; // No longer waiting
    }
    AR++; // Now we are active!
    lock.release();
}
```

AccessDbase(ReadOnly);

```
lock.Acquire();
AR--;
if (AR == 0 && WW > 0)
    okToWrite.signal();
lock.Release();
}
```

Simulation of Readers/Writers Solution

- R2 finishes (R1 accessing dbase, W1, R3 waiting)
- $AR = 1$, $WR = 1$, $AW = 0$, $WW = 1$

```
Reader() {
    lock.Acquire();
    while ((AW + WW) > 0) { // Is it safe to read?
        WR++; // No. Writers exist
        okToRead.wait(&lock); // Sleep on cond var
        WR--; // No longer waiting
    }
    AR++; // Now we are active!
    lock.release();
}
```

AccessDbase (ReadOnly) ;

```
lock.Acquire();
AR--;
if (AR == 0 && WW > 0)
    okToWrite.signal();
lock.Release();
}
```

Simulation of Readers/Writers Solution

- R2 finishes (R1 accessing dbase, W1, R3 waiting)
- $AR = 1, WR = 1, AW = 0, WW = 1$

```
Reader() {
    lock.Acquire();
    while ((AW + WW) > 0) { // Is it safe to read?
        WR++; // No. Writers exist
        okToRead.wait(&lock); // Sleep on cond var
        WR--; // No longer waiting
    }
    AR++; // Now we are active!
    lock.release();
}
```

AccessDbase (ReadOnly) ;

```
lock.Acquire();
AR--;
if (AR == 0 && WW > 0)
    okToWrite.signal();
lock.Release();
}
```

Simulation of Readers/Writers Solution

- R2 finishes (R1 accessing dbase, W1, R3 waiting)
- $AR = 1, WR = 1, AW = 0, WW = 1$

```
Reader() {
    lock.Acquire();
    while ((AW + WW) > 0) { // Is it safe to read?
        WR++; // No. Writers exist
        okToRead.wait(&lock); // Sleep on cond var
        WR--; // No longer waiting
    }
    AR++; // Now we are active!
    lock.release();
}
```

AccessDbase (ReadOnly) ;

```
lock.Acquire();
AR--;
if (AR == 0 && WW > 0)
    okToWrite.signal();
lock.Release();
}
```


Simulation of Readers/Writers Solution

- R1 finishes (W1, R3 waiting)
- $AR = 1, WR = 1, AW = 0, WW = 1$

```
Reader() {
    lock.Acquire();
    while ((AW + WW) > 0) { // Is it safe to read?
        WR++; // No. Writers exist
        okToRead.wait(&lock); // Sleep on cond var
        WR--; // No longer waiting
    }
    AR++; // Now we are active!
    lock.release();
}
```

AccessDbase (ReadOnly) ;

```
lock.Acquire();
AR--;
if (AR == 0 && WW > 0)
    okToWrite.signal();
lock.Release();
}
```

Simulation of Readers/Writers Solution

- R1 finishes (W1, R3 waiting)
- AR = 0, WR = 1, AW = 0, WW = 1

```
Reader() {
    lock.Acquire();
    while ((AW + WW) > 0) { // Is it safe to read?
        WR++; // No. Writers exist
        okToRead.wait(&lock); // Sleep on cond var
        WR--; // No longer waiting
    }
    AR++; // Now we are active!
    lock.release();
}
```

AccessDbase (ReadOnly) ;

```
lock.Acquire();
AR--;
if (AR == 0 && WW > 0)
    okToWrite.signal();
lock.Release();
}
```

Simulation of Readers/Writers Solution

- R1 finishes (W1, R3 waiting)
- $AR = 0$, $WR = 1$, $AW = 0$, $WW = 1$

```
Reader() {
    lock.Acquire();
    while ((AW + WW) > 0) { // Is it safe to read?
        WR++; // No. Writers exist
        okToRead.wait(&lock); // Sleep on cond var
        WR--; // No longer waiting
    }
    AR++; // Now we are active!
    lock.release();
}
```

AccessDbase (ReadOnly) ;

```
lock.Acquire();
AR--;
if (AR == 0 && WW > 0)
    okToWrite.signal();
lock.Release();
}
```

Simulation of Readers/Writers Solution

- R1 finishes (W1, R3 waiting)
- $AR = 0, WR = 1, AW = 0, WW = 1$

```
Reader() {
    lock.Acquire();
    while ((AW + WW) > 0) { // Is it safe to read?
        WR++; // No. Writers exist
        okToRead.wait(&lock); // Sleep on cond var
        WR--; // No longer waiting
    }
    AR++; // Now we are active!
    lock.release();
}
```

AccessDbase (ReadOnly) ;

```
lock.Acquire();
AR--;
if (AR == 0 && WW > 0)
    okToWrite.signal();
lock.Release();
}
```

All reader finished, signal writer – note, R3 still waiting

Simulation of Readers/Writers Solution

- W1 gets signal (R3 still waiting)
- $AR = 0, WR = 1, AW = 0, WW = 1$

```
Writer() {
    lock.Acquire();
    while ((AW + AR) > 0) {
        WW++;
        okToWrite.wait(&lock);
        WW--;
```

```
/// Is it safe to write?
/// No. Active users exist
/// Sleep on cond var
/// No longer waiting
```

Got signal
from R1

```
    AW++;
    lock.release();
    AccessDbase(ReadWrite);
```

```
lock.Acquire();
AW--;
if (WW > 0) {
    okToWrite.signal();
} else if (WR > 0) {
    okToRead.broadcast();
}
lock.Release();
}
```

Simulation of Readers/Writers Solution

- W1 gets signal (R3 still waiting)
- AR = 0, WR = 1, AW = 0, WW = 0

```
Writer() {
    lock.Acquire();
    while ((AW + AR) > 0) { // Is it safe to write?
        WW++; // No. Active users exist
        okToWrite.wait(&lock); // Sleep on cond var
        WW--; // No longer waiting
    }
    AW++;
    lock.release();
}
```

AccessDbase(ReadWrite);

```
lock.Acquire();
AW--;
if (WW > 0) {
    okToWrite.signal();
} else if (WR > 0) {
    okToRead.broadcast();
}
lock.Release();
}
```

Simulation of Readers/Writers Solution

- W1 gets signal (R3 still waiting)
- AR = 0, WR = 1, AW = 1, WW = 0

```
Writer() {
    lock.Acquire();
    while ((AW + AR) > 0) { // Is it safe to write?
        WW++; // No. Active users exist
        okToWrite.wait(&lock); // Sleep on cond var
        WW--; // No longer waiting
    }
    AW++;
    lock.release();
}
```

AccessDbase(ReadWrite);

```
lock.Acquire();
AW--;
if (WW > 0) {
    okToWrite.signal();
} else if (WR > 0) {
    okToRead.broadcast();
}
lock.Release();
}
```

Simulation of Readers/Writers Solution

- W1 gets signal (R3 still waiting)
- AR = 0, WR = 1, AW = 1, WW = 0

```
Writer() {
    lock.Acquire();
    while ((AW + AR) > 0) { // Is it safe to write?
        WW++; // No. Active users exist
        okToWrite.wait(&lock); // Sleep on cond var
        WW--; // No longer waiting
    }
    AW++;
    lock.release();
}
```

AccessDbase(ReadWrite);

```
lock.Acquire();
AW--;
if (WW > 0) {
    okToWrite.signal();
} else if (WR > 0) {
    okToRead.broadcast();
}
lock.Release();
}
```


Simulation of Readers/Writers Solution

- W1 gets signal (R3 still waiting)
- $AR = 0$, $WR = 1$, $AW = 0$, $WW = 0$

```
Writer() {
    lock.Acquire();
    while ((AW + AR) > 0) { // Is it safe to write?
        WW++; // No. Active users exist
        okToWrite.wait(&lock); // Sleep on cond var
        WW--; // No longer waiting
    }
    AW++;
    lock.release();
}
```

AccessDbase(ReadWrite);

```
lock.Acquire();
AW--;
if (WW > 0) {
    okToWrite.signal();
} else if (WR > 0) {
    okToRead.broadcast();
}
lock.Release();
}
```

Simulation of Readers/Writers Solution

- W1 gets signal (R3 still waiting)
- $AR = 0, WR = 1, AW = 0, WW = 0$

```
Writer() {
    lock.Acquire();
    while ((AW + AR) > 0) { // Is it safe to write?
        WW++; // No. Active users exist
        okToWrite.wait(&lock); // Sleep on cond var
        WW--; // No longer waiting
    }
    AW++;
    lock.release();
}
```

AccessDbase(ReadWrite);

```
lock.Acquire();
AW--;
if (WW > 0) {
    okToWrite.signal();
} else if (WR > 0) {
    okToRead.broadcast();
}
lock.Release();
}
```

Simulation of Readers/Writers Solution

- W1 gets signal (R3 still waiting)
- $AR = 0, WR = 1, AW = 0, WW = 0$

```
Writer() {
    lock.Acquire();
    while ((AW + AR) > 0) { // Is it safe to write?
        WW++; // No. Active users exist
        okToWrite.wait(&lock); // Sleep on cond var
        WW--; // No longer waiting
    }
    AW++;
    lock.release();
}
```

AccessDbase(ReadWrite);

```
lock.Acquire();
AW--;
if (WW > 0) {
    okToWrite.signal();
} else if (WR > 0) {
    okToRead.broadcast();
}
lock.Release();
}
```

No waiting writer, signal reader R3

Simulation of Readers/Writers Solution

- R1 finishes (W1, R3 waiting)
- $AR = 0, WR = 1, AW = 0, WW = 0$

```
Reader() {
    lock.Acquire();
    while ((AW + WW) > 0) { // Is it safe to read?
        WR++; // No. Writers exist
        okToRead.wait(&lock); // Sleep on cond var
        WR--; // No longer waiting
    }; // Now we are active!
    lock.release();
}
```

Got signal
from W1

AccessDbase(ReadOnly);

```
lock.Acquire();
AR--;
if (AR == 0 && WW > 0)
    okToWrite.signal();
lock.Release();
}
```

Simulation of Readers/Writers Solution

- R1 finishes (W1, R3 waiting)
- AR = 0, WR = 0, AW = 0, WW = 0

```
Reader() {
    lock.Acquire();
    while ((AW + WW) > 0) { // Is it safe to read?
        WR++; // No. Writers exist
        okToRead.wait(&lock); // Sleep on cond var
        WR--; // No longer waiting
    }
    AR++; // Now we are active!
    lock.release();

    AccessDbase(ReadOnly);

    lock.Acquire();
    AR--;
    if (AR == 0 && WW > 0)
        okToWrite.signal();
    lock.Release();
}
```

Simulation of Readers/Writers Solution

- R1 finishes (W1, R3 waiting)
- $AR = 0$, $WR = 0$, $AW = 0$, $WW = 0$

```
Reader() {
    lock.Acquire();
    while ((AW + WW) > 0) { // Is it safe to read?
        WR++; // No. Writers exist
        okToRead.wait(&lock); // Sleep on cond var
        WR--; // No longer waiting
    }
    AR++; // Now we are active!
    lock.release();
}
```

AccessDbase(ReadOnly)

```
lock.Acquire();
AR--;
if (AR == 0 && WW > 0)
    okToWrite.signal();
lock.Release();
}
```

Simulation of Readers/Writers Solution

- R1 finishes (W1, R3 waiting)
- AR = 0, WR = 0, AW = 0, WW = 0

```
Reader() {
    lock.Acquire();
    while ((AW + WW) > 0) { // Is it safe to read?
        WR++; // No. Writers exist
        okToRead.wait(&lock); // Sleep on cond var
        WR--; // No longer waiting
    }
    AR++; // Now we are active!
    lock.release();
}
```

AccessDbase (ReadOnly) ;

```
lock.Acquire();
AR--;
if (AR == 0 && WW > 0)
    okToWrite.signal();
lock.Release();
}
```

Simulation of Readers/Writers Solution

- R1 finishes (W1, R3 waiting)
- AR = 0, WR = 0, AW = 0, WW = 0

```
Reader() {
    lock.Acquire();
    while ((AW + WW) > 0) { // Is it safe to read?
        WR++; // No. Writers exist
        okToRead.wait(&lock); // Sleep on cond var
        WR--; // No longer waiting
    }
    AR++; // Now we are active!
    lock.release();
}
```

AccessDbase(ReadOnly);

```
lock.Acquire();
AR--;
if (AR == 0 && WW > 0)
    okToWrite.signal();
lock.Release();
}
```

DONE!

Read/Writer Questions

```
Reader() {  
    // check into system  
    lock.Acquire();  
    while ((AW + WW) > 0) {  
        WR++;  
        okToRead.wait(&lock);  
        WR--;  
    }  
    AR++;  
    lock.release();
```

```
// read-only  
AccessDbase
```

```
// check out  
lock.Acquire(  
AR--;  
if (AR == 0 && WW > 0)  
    okToWrite.signal();  
lock.Release();  
}
```

What if we
remove this
line?

```
Writer() {  
    // check into system  
    lock.Acquire();  
    while ((AW + AR) > 0) {  
        WW++;  
        okToWrite.wait(&lock);  
        WW--;  
    }  
    AW++;  
    lock.release();
```

```
// read/write access  
AccessDbase(ReadWrite);
```

```
// check out of system  
lock.Acquire();  
AW--;  
if (WW > 0) {  
    okToWrite.signal();  
} else if (WR > 0) {  
    okToRead.broadcast();  
}  
lock.Release();  
}
```

Read/Writer Questions

```
Reader() {
    // check into system
    lock.Acquire();
    while ((AW + WW) > 0) {
        WR++;
        okToRead.wait(&lock);
        WR--;
    }
    AR++;
    lock.release();
```

```
// read-only
AccessDbase
```

```
// check out
lock.Acquire
AR--;
if (AR == 0 && WW > 0)
    okToWrite.broadcast();
lock.Release();
}
```

What if we turn
signal to
broadcast?

```
Writer() {
    // check into system
    lock.Acquire();
    while ((AW + AR) > 0) {
        WW++;
        okToWrite.wait(&lock);
        WW--;
    }
    AW++;
    lock.release();
```

```
// read/write access
AccessDbase(ReadWrite);
```

```
// check out of system
lock.Acquire();
AW--;
if (WW > 0) {
    okToWrite.signal();
} else if (WR > 0) {
    okToRead.broadcast();
}
lock.Release();
```

Read/Writer Questions

```
Reader() {
    // check into system
    lock.Acquire();
    while ((AW + WW) > 0) {
        WR++;
        okContinue.wait(&lock);
        WR--;
    }
    AR++;
    lock.release();

    // read-only access
    AccessDbase(ReadOnly);

    // check out of system
    lock.Acquire();
    AR--;
    if (AR == 0 && WW > 0)
        okContinue.signal();
    lock.Release();
}

Writer() {
    // check into system
    lock.Acquire();
    while ((AW + AR) > 0) {
        WW++;
        okContinue.wait(&lock);
        WW--;
    }
    AW++;
    lock.release();

    // read/write access
    AccessDbase(ReadWrite);

    // check out of system
    lock.Acquire();
    AW--;
    if (WW > 0) {
        okContinue.signal();
    } else if (WR > 0) {
        okContinue.broadcast();
    }
    lock.Release();
}
```

What if we turn okToWrite and okToRead into okContinue?

Read/Writer Questions

```
Reader() {
    // check into system
    lock.Acquire();
    while ((AW + WW) > 0) {
        WR++;
        okContinue.wait(&lock);
        WR--;
    }
    AR++;
    lock.release();

    // read-only access
    AccessDbase(ReadOnly);

    // check out of system
    lock.Acquire();
    AR--;
    if (AR == 0 && WW > 0)
        okContinue.signal();
    lock.Release();
}

Writer() {
    // check into system
    lock.Acquire();
    while ((AW + AR) > 0) {
        WW++;
        okContinue.wait(&lock);
        WW--;
    }
    AW++;
    lock.release();

    // read/write access
    AccessDbase(ReadWrite);

    // check out of system
    lock.Acquire();
    AW--;
    if (WW > 0) {
        okContinue.signal();
    } else if (WR > 0) {
        okContinue.broadcast();
    }
    lock.Release();
}
```

- R1 arrives
- W1, R2 arrive while R1 still reading → W1 and R2 wait for R1 to finish
- Assume R1's signal is delivered to R2 (not W1)

Read/Writer Questions

```
Reader() {
    // check into system
    lock.Acquire();
    while ((AW + WW) > 0) {
        WR++;
        okContinue.wait(&lock);
        WR--;
    }
    AR++;
    lock.release();

    // read-only access
    AccessDbase(ReadOnly);

    // check out of system
    lock.Acquire();
    AR--;
    if (AR == 0 && WW > 0)
        okContinue.broadcast();
    lock.Release();
}

Writer() {
    // check into system
    lock.Acquire();
    while ((AW + AR) > 0) {
        WW++;
        okContinue.wait(&lock);
        WW--;
    }
    AW++;
    lock.release();

    // read/write access
    AccessDbase(ReadWrite);

    // check out of system
    lock.Acquire();
    AW--;
    if (WW > 0) {
        okContinue.signal();
    } else if (WR > 0) {
        okContinue.broadcast();
    }
    lock.Release();
}
```

Need to change to broadcast!

Synchronization Summary

- **Monitors**: A lock plus zero or more condition variables
 - Always acquire lock before accessing shared data
 - Use condition variables to wait inside critical section
 - » Three Operations: **Wait()**, **Signal()**, **Broadcast()**