


CS 188: Artificial Intelligence




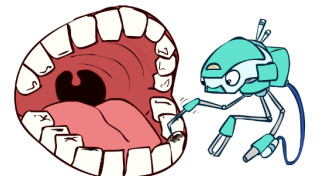

Bayes' Nets



Instructors: Sergey Levine --- University of California, Berkeley

Reminders

- A probability model specifies a probability for every possible world
 - Typically, possible worlds are defined by assignments to a set of variables X_1, \dots, X_n
 - In that case, the probability model is a joint distribution $P(X_1, \dots, X_n)$
 - Written as a table, this would be exponential in n
- Independence: joint distribution = product of marginal distributions
 - $P(x, y) = P(x)P(y)$ or $P(x) = P(x | y)$
 - E.g., probability model for n coins represented by n numbers instead of 2^n
- Independence is rare in practice: within a domain, most variables correlated
- Conditional independence is much more common:
 - Toothache and Catch are conditionally independent given Cavity
 - Traffic and Umbrella are conditionally independent given Rain
 - Alarm and Fire are conditionally independent given Smoke
 - Reading1 and Reading2 are conditionally independent given Ghost location



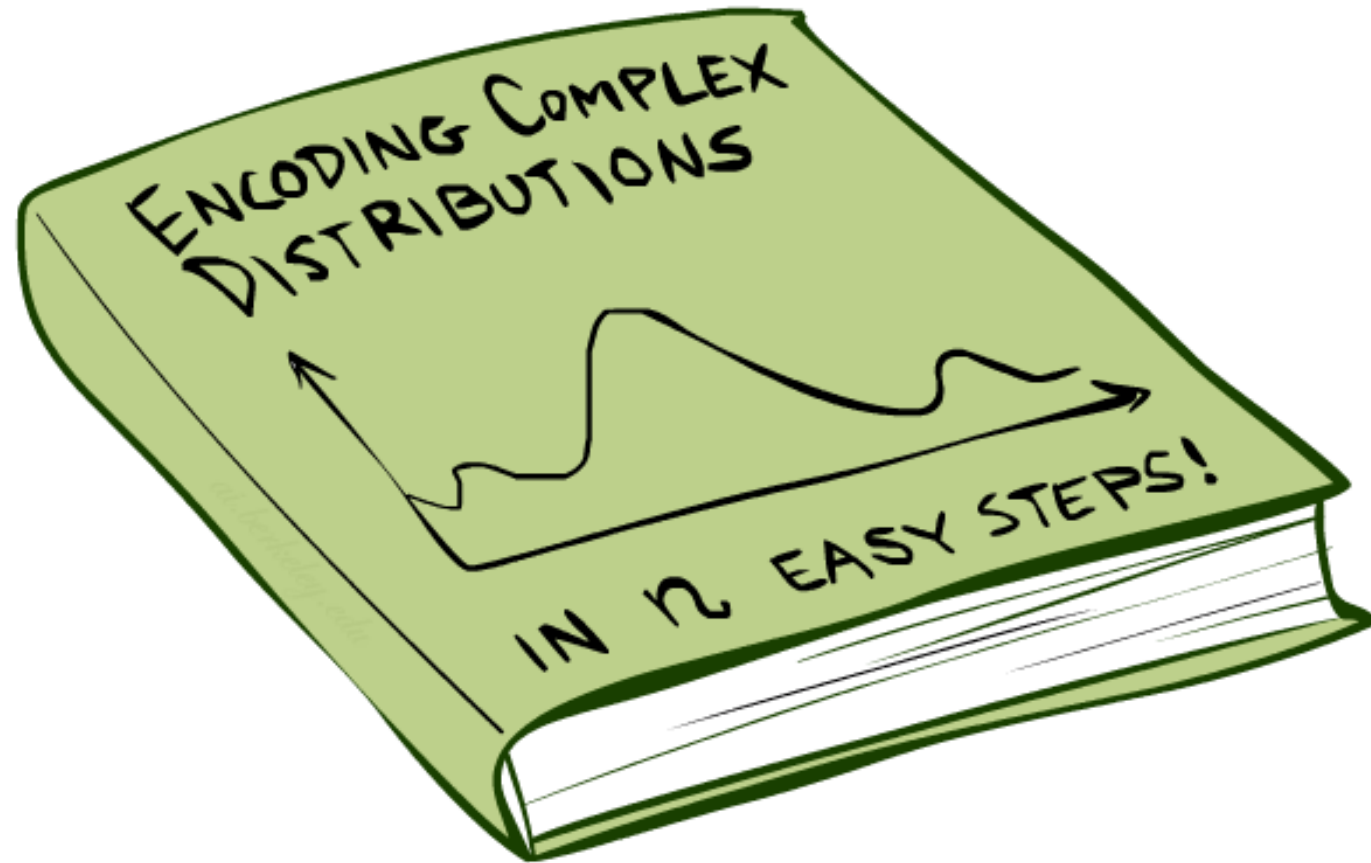
Ghostbusters, Revisited

- What about two readings? What is $P(r_1, r_2 | g)$?
- Readings are conditionally independent given the ghost location!
- $P(r_1, r_2 | g) = P(r_1 | g) P(r_2 | g)$
- Applying Bayes' rule in full:
- $P(g | r_1, r_2) \propto P(r_1, r_2 | g) P(g)$
 $= P(g) P(r_1 | g) P(r_2 | g)$
- Bayesian updating using low-dimensional conditional distributions!!

?	?	?
?	?	?
?	?	?


0.24	0.07	<.01
0.07	0.24	0.07
<.01	0.07	0.24

Bayes Nets: Big Picture



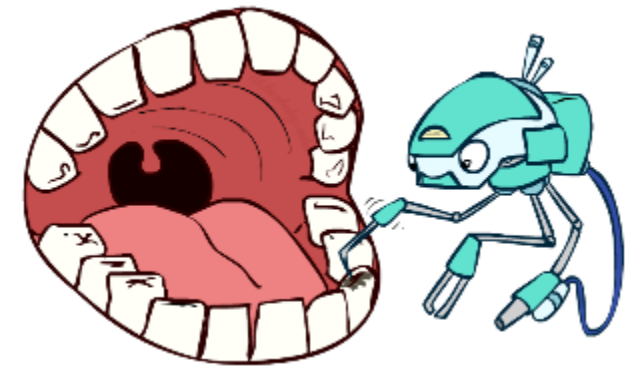
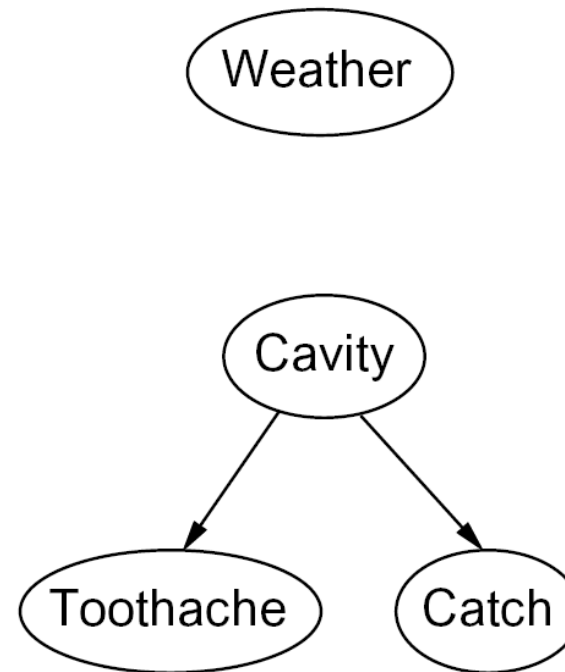
Bayes Nets: Big Picture

- **Bayes nets:** a technique for describing complex joint distributions (models) using simple, local distributions (conditional probabilities)
 - A subset of the general class of graphical models
- Take advantage of local causality:
 - the world is composed of many variables,
 - each interacting locally with a few others
- For about 10 min, we'll be vague about how these interactions are specified





Graphical Model Notation

- **Nodes: variables (with domains)**
 - Can be assigned (observed) or unassigned (unobserved)
- **Arcs: interactions**
 - Similar to CSP constraints
 - Indicate “direct influence” between variables
 - Formally: encode conditional independence (more later)
- For now: imagine that arrows mean direct causation (in general, they don't!)



Example: Coin Flips

- N independent coin flips

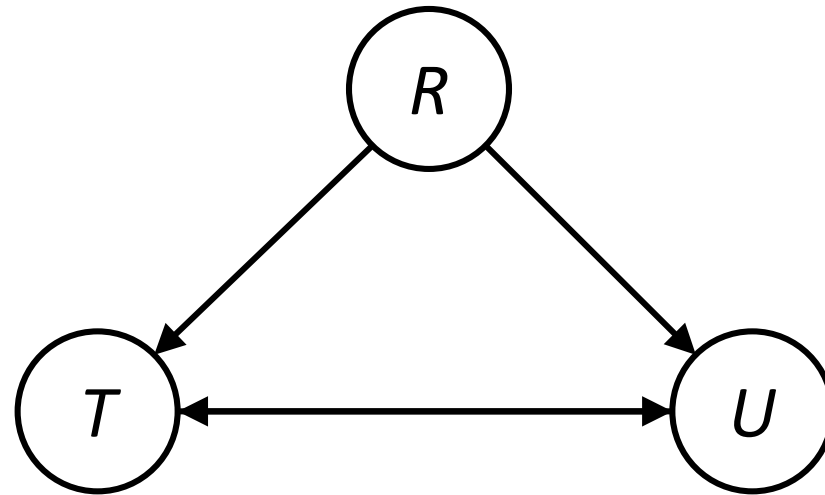

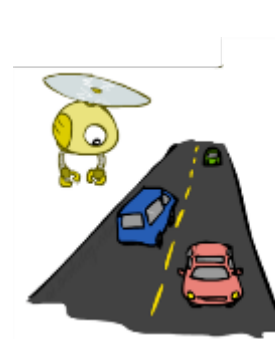


- No interactions between variables: **absolute independence**

Example: Traffic

- Variables:


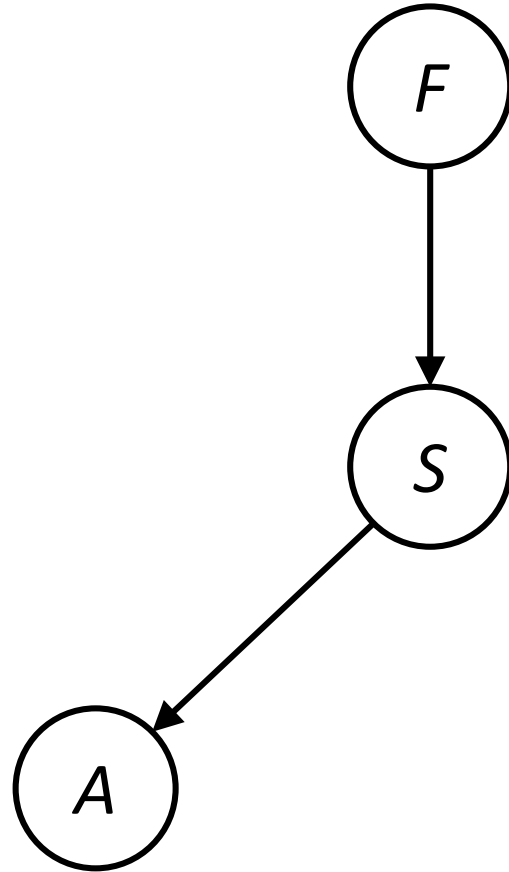
- T: There is traffic
- U: I'm holding my umbrella
- R: It rains



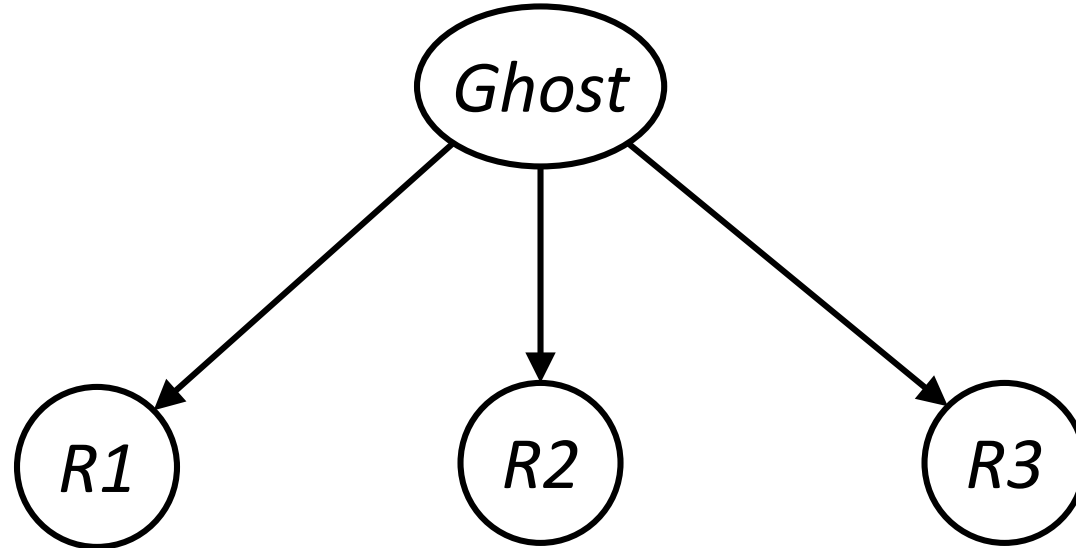
Example: Smoke alarm

- Variables:

- F: There is fire
- S: There is smoke
- A: Alarm sounds

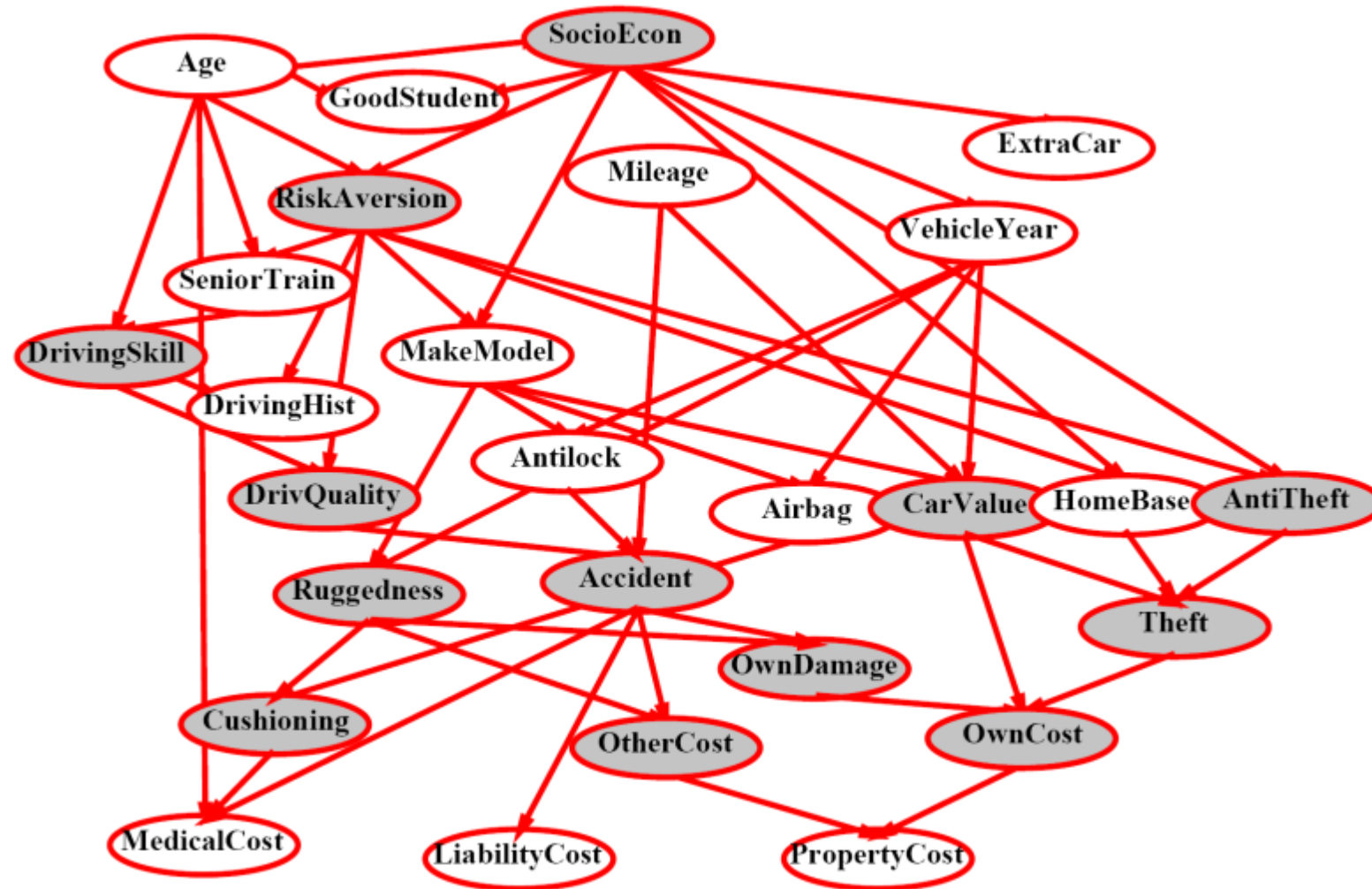


Example: Ghostbusters

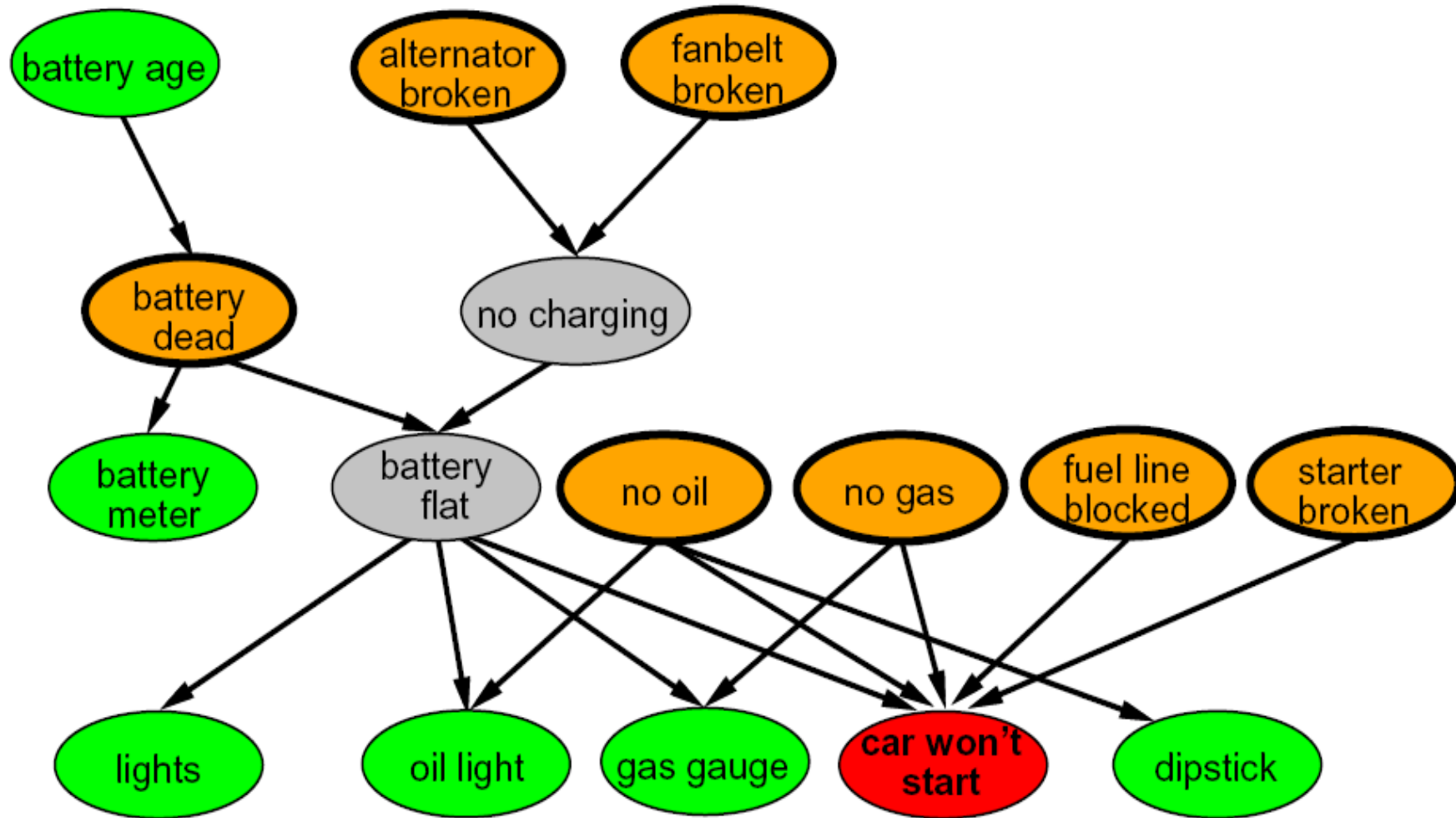


0.24	0.07	<.01
0.07	0.24	0.07
<.01	0.07	0.24

Example Bayes' Net: Insurance



Example Bayes' Net: Car



Can we build it?

- Variables


- T: Traffic
- R: It rains
- L: Low pressure
- D: Roof drips
- B: Ballgame
- C: Cavity



Can we build it?

- Variables

- B: Burglary
- A: Alarm goes off
- M: Mary calls
- J: John calls
- E: Earthquake!



Bayes Net Syntax and Semantics



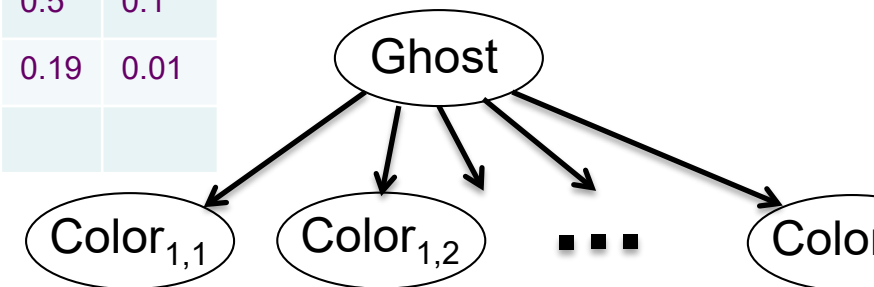
Bayes Net Syntax



- A set of nodes, one per variable X_i
- A directed, acyclic graph
- A conditional distribution for each node given its **parent variables** in the graph
 - **CPT**: conditional probability table: each row is a distribution for child given a configuration of its parents
 - Description of a noisy “causal” process

Ghost	P(Color _{1,1} Ghost)			
	g	y	o	r
(1,1)	0.01	0.1	0.3	0.59
(1,2)	0.1	0.3	0.5	0.1
(1,3)	0.3	0.5	0.19	0.01
...				

P(Ghost)			
(1,1)	(1,2)	(1,3)	...
0.11	0.11	0.11	...

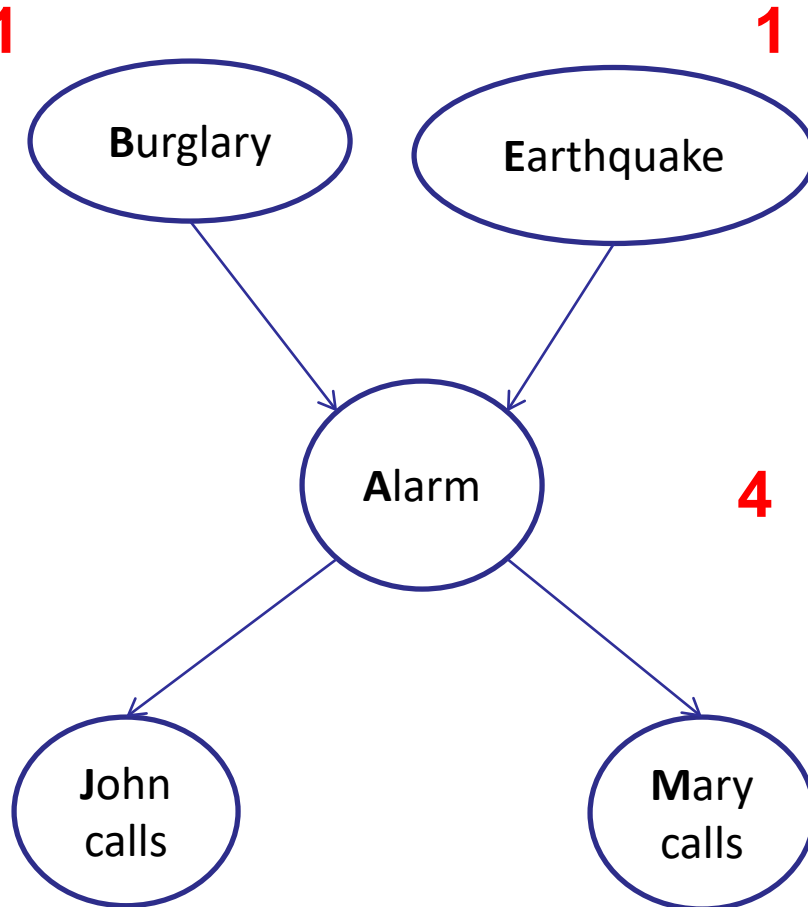


A Bayes net = Topology (graph) + Local Conditional Probabilities

Example: Alarm Network

1

P(B)	
true	false
0.001	0.999




1

P(E)	
true	false
0.002	0.998

4

B	E	P(A B,E)	
		true	false
true	true	0.95	0.05
true	false	0.94	0.06
false	true	0.29	0.71
false	false	0.001	0.999



2

A	P(J A)	
	true	false
true	0.9	0.1
false	0.05	0.95

2

A	P(M A)	
	true	false
true	0.7	0.3
false	0.01	0.99

Number of free parameters in each CPT:

Parent domain sizes d_1, \dots, d_k

Child domain size d

Each table row must sum to 1

$$(d-1) \prod_i d_i$$

General formula for sparse BNs

- Suppose
 - n variables
 - Maximum domain size is d
 - Maximum number of parents is k
- Full joint distribution has size $O(d^n)$
- Bayes net has size $O(n \cdot d^k)$
 - Linear scaling with n as long as causal structure is local

Bayes net global semantics

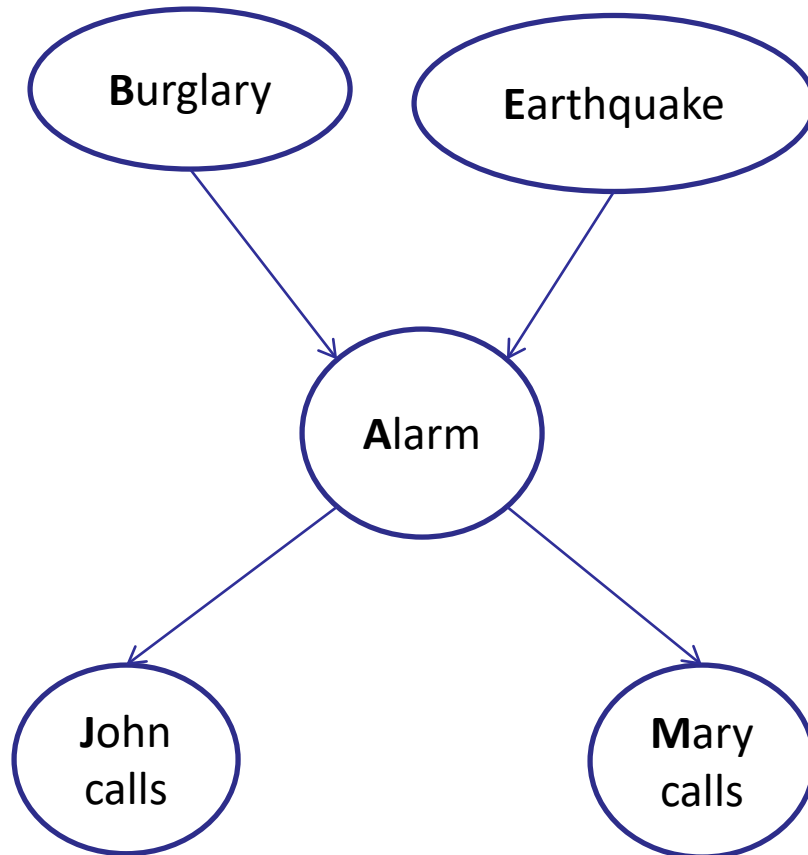


- Bayes nets encode joint distributions as product of conditional distributions on each variable:

$$P(X_1, \dots, X_n) = \prod_i P(X_i \mid \text{Parents}(X_i))$$

Example

P(B)	
true	false
0.001	0.999



P(E)	
true	false
0.002	0.998

$$P(b, \neg e, a, \neg j, \neg m) =$$

$$P(b) P(\neg e) P(a|b, \neg e) P(\neg j|a) P(\neg m|a)$$

$$= .001 \times .998 \times .94 \times .1 \times .3 = .000028$$

B	E	P(A B,E)	
		true	false
true	true	0.95	0.05
true	false	0.94	0.06
false	true	0.29	0.71
false	false	0.001	0.999

A	P(J A)	
	true	false
true	0.9	0.1
false	0.05	0.95

A	P(M A)	
	true	false
true	0.7	0.3
false	0.01	0.99

Probabilities in BNs



- Why are we guaranteed that setting

$$P(X_1, \dots, X_n) = \prod_i P(X_i \mid \text{Parents}(X_i))$$

results in a proper joint distribution?

- Chain rule (valid for all distributions): $P(X_1, \dots, X_n) = \prod_i P(X_i \mid X_1, \dots, X_{i-1})$
- Assume conditional independences: $P(X_i \mid X_1, \dots, X_{i-1}) = P(X_i \mid \text{Parents}(X_i))$
 - When adding node X_i , ensure parents “shield” it from other predecessors

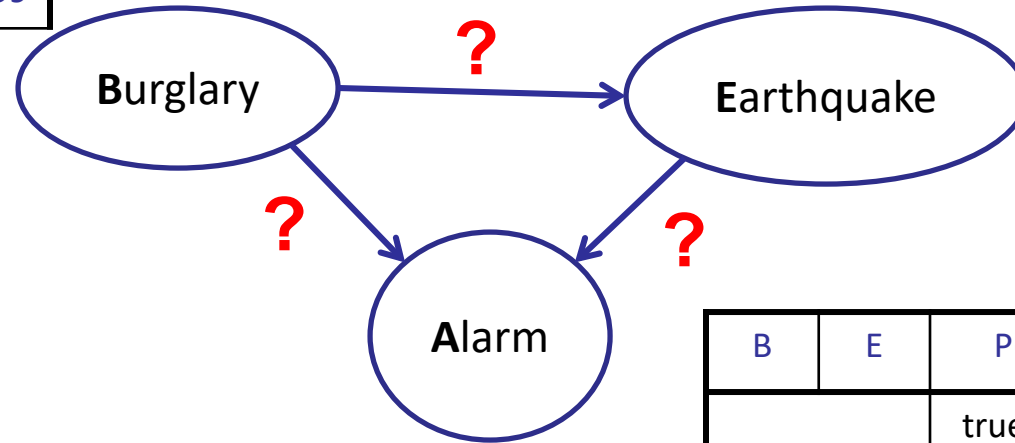
→ Consequence: $P(X_1, \dots, X_n) = \prod_i P(X_i \mid \text{Parents}(X_i))$

- So the topology implies that certain conditional independencies hold


Example: Burglary

- Burglary
- Earthquake
- Alarm

P(B)	
true	false
0.001	0.999




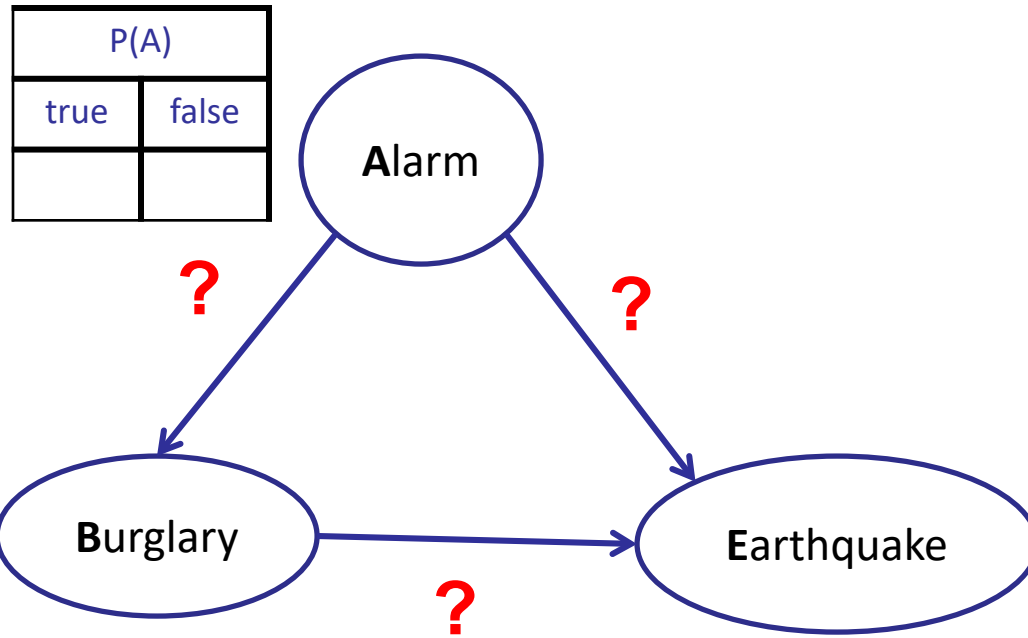
P(E)	
true	false
0.002	0.998



B	E	P(A B,E)	
		true	false
true	true	0.95	0.05
true	false	0.94	0.06
false	true	0.29	0.71
false	false	0.001	0.999

Example: Burglary


- Alarm
- Burglary
- Earthquake



A	B	P(E A,B)	
		true	false
true	true	?	
true	false		
false	true		
false	false		

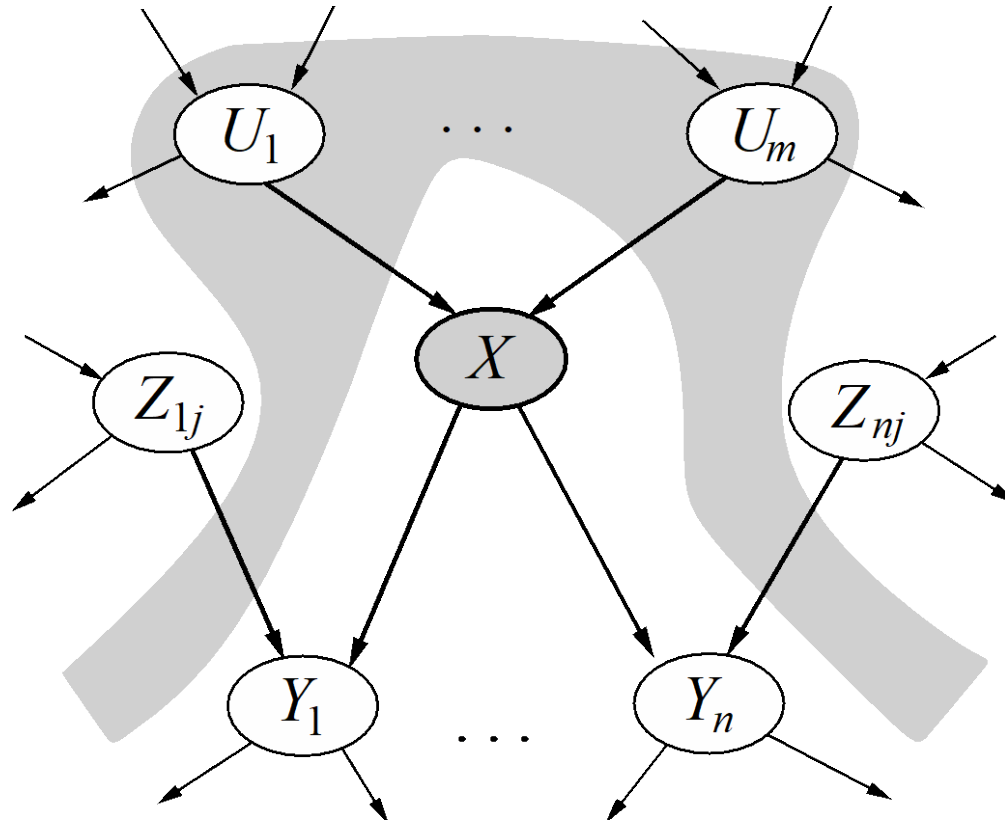
Causality?

- When Bayes nets reflect the true causal patterns:
 - Often simpler (fewer parents, fewer parameters)
 - Often easier to assess probabilities
 - Often more robust: e.g., changes in frequency of burglaries should not affect the rest of the model!
- BNs need not actually be causal
 - Sometimes no causal net exists over the domain (especially if variables are missing)
 - E.g. consider the variables *Traffic* and *Umbrella*
 - End up with arrows that reflect correlation, not causation
- What do the arrows really mean?
 - Topology may happen to encode causal structure
 - **Topology really encodes conditional independence:**
 $P(X_i | X_1, \dots, X_{i-1}) = P(X_i | \text{Parents}(X_i))$



Conditional independence semantics

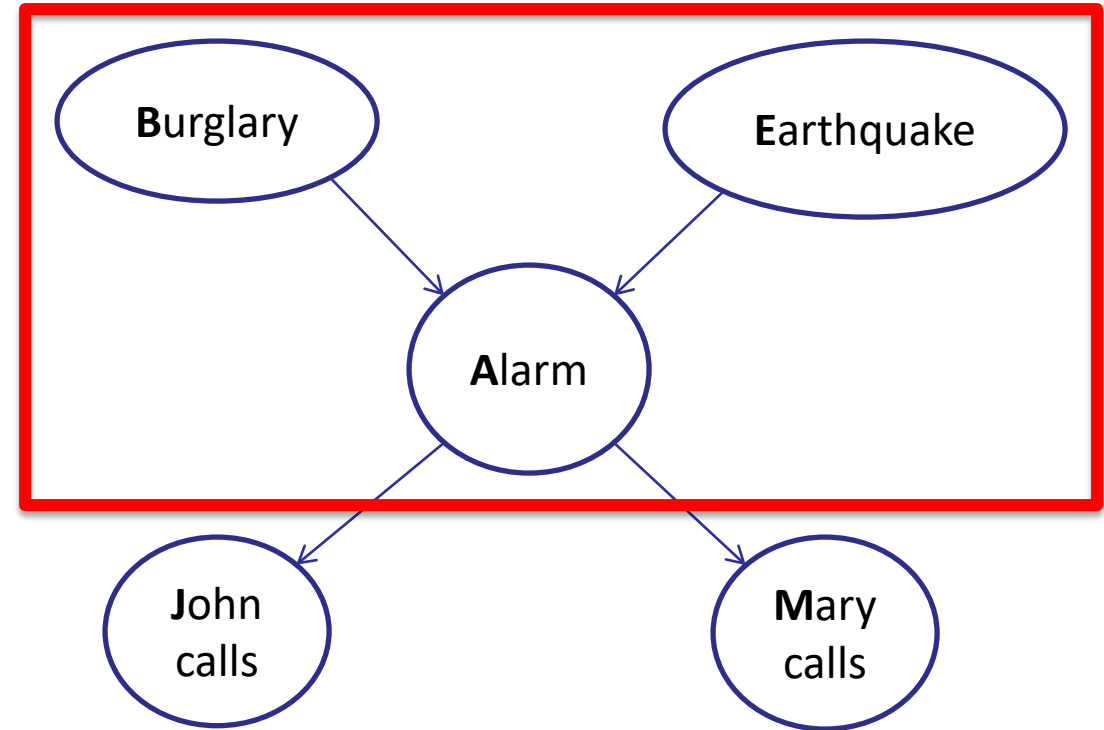
- *Every variable is conditionally independent of its non-descendants given its parents*
- Conditional independence semantics \Leftrightarrow global semantics



Example

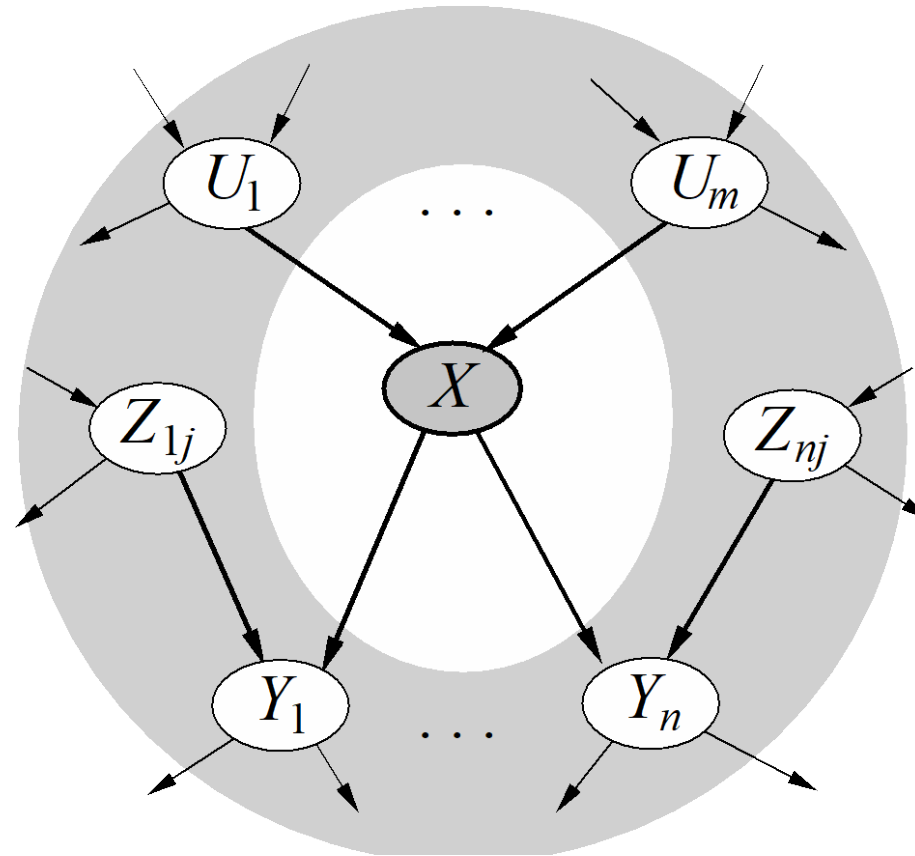
- JohnCalls independent of Burglary given Alarm?
 - Yes
- JohnCalls independent of MaryCalls given Alarm?
 - Yes
- Burglary independent of Earthquake?
 - Yes
- Burglary independent of Earthquake given Alarm?
 - NO!
 - Given that the alarm has sounded, both burglary and earthquake become more likely
 - But if we then learn that a burglary has happened, the alarm is ***explained away*** and the probability of earthquake drops back

V-structure



Markov blanket

- A variable's Markov blanket consists of parents, children, children's other parents
- ***Every variable is conditionally independent of all other variables given its Markov blanket***



Bayes Nets

- So far: how a Bayes net encodes a joint distribution
- Next: how to answer queries, i.e., compute conditional probabilities of queries given evidence

