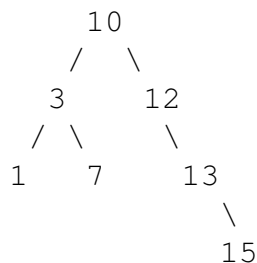


1 PreOrder and Friends

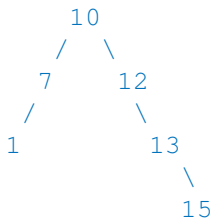
(a) Write the preorder, inorder, and postorder traversals of the following binary search tree.



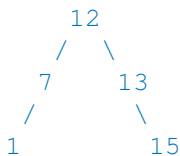
Preorder: 10, 3, 1, 7, 12, 13, 15
 Inorder: 1, 3, 7, 10, 12, 13, 15
 PostOrder: 1, 7, 3, 15, 13, 12, 10

(b) Draw the result of deleting 3 and then 10 from the binary search tree shown above (using the deletion strategy shown in lecture).

Deleting 3:



Deleting 10:



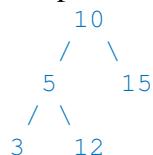
2 Is This a BST?

The following code is meant to check if a given binary tree is a binary search tree. However, for some binary trees it is returning the wrong answer.

```

public static boolean isBST(TreeNode T) {
    if (T == null) {
        return true;
    } else if (T.left != null && T.left.val > T.val) {
        return false;
    } else if (T.right != null && T.right.val < T.val) {
        return false;
    } else {
        return isBST(T.left) && isBST(T.right);
    }
}
  
```

- (a) Give an example of a binary tree for which the method fails.



The method fails for some binary trees that are not BSTs since it only checks that the value at a node is greater than its left child and less than its right child, not that its value is greater than every node in the left subtree and less than every node in the right subtree. Above is one example of a tree for which it fails.

By the way, the method does return true for every binary tree that actually is a BST.

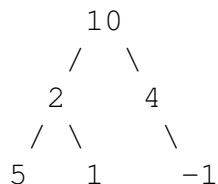
- (b) Rewrite `isBST` so that it is correct. You may find it helpful to define a helper method.

```
public static boolean isBST(TreeNode T) {
    return isBST(T, Integer.MIN_VALUE, Integer.MAX_VALUE);
}

public static boolean isBST(TreeNode T, int min, int max) {
    if (T == null) {
        return true;
    } else if (T.val < min || T.val > max) {
        return false;
    } else {
        return isBST(T.left, min, T.val) && isBST(T.right, T.val, max);
    }
}
```

3 Sum Paths

Define a root-to-leaf path as a sequence of nodes from the root of a tree to one of its leaves. Write a method `printSumPaths(TreeNode T, int k)` that prints out all root-to-leaf paths whose values sum to `k`. For example, if `RootNode` is the binary tree rooted in 10 in the diagram below and `k` is 13, then the program will print out 10 2 1 on one line and 10 4 -1 on another.



- (a) Provide your solution by filling in the code below:

```
public static void printSumPaths(TreeNode T, int k) {
    if (T != null) {
        sumPaths(T, k, "");
    }
}

public static void sumPaths(TreeNode T, int k, String path) {
    k -= T.val;
```

```

    if (T.left == null && T.right == null) {
        if (k == 0) {
            System.out.println(path + T.val);
        }
    } else {
        path += T.val + " ";
        if (T.left != null) {
            sumPaths(T.left, k, path);
        }
        if (T.right != null) {
            sumPaths(T.right, k, path);
        }
    }
}
}

```

- (b) What is the worst case running time of the `printSumPaths` in terms of N , the number of nodes in the tree? What is the worst case running time in terms of h , the height of the tree? In the worst case the height of the tree is N and at each level performs a string concatenation. If we assume that all nodes in the tree have values bounded by some constant then at level l we perform a string concatenation of a string of length l (the length of the path from the root to that node) and a string whose length is bounded by some constant. Since string concatenation is linear, we get a running time of $1 + 2 + \dots + N = \Theta(N^2)$.

The worst case for the running time in terms of h is a complete binary tree. In this case, there are 2^h leaves, all at the bottom level of the tree. Each string concatenation on this level takes $\Theta(h)$ time (again assuming that the values in the tree are bounded by some constant). Thus the total running time is $\Theta(h2^h)$ (since there are at most 2^h non-leaf nodes and the string concatenation for these nodes takes $O(h)$ time).