

Public-Service Announcement

From ΔΣΠ Fall 2016 Pledge Class: *Rise of the Machines: The Automation Revolution*. 9 November 2016 in Chevron Auditorium.

“With cars beginning to drive themselves, homes getting smarter, and computers being able to hold conversations, science fiction is the new reality. During this technological renaissance, the world has grown in previously unthinkable ways due to the rise of Artificial Intelligence, Deep Learning, Big Data, and Advanced Mechanization.

Rise of the Machines is a professional forum with speakers from Apple, Google, Facebook, NVIDIA, Uber, and Lyft. The forum will be followed by a networking session and a resumé drop. There will be free food courtesy of Chipotle, Sliver, McDonalds, Starbucks, Gordo’s and La Burrita, and we will be raffling off an Oculus Rift to one lucky winner. Join us for this momentous event as we delve into the future.”

CS61B Lecture #29

Today:

- Balanced search structures (*DS(IJ)*, Chapter 9)

Coming Up:

- Pseudo-random Numbers (*DS(IJ)*, Chapter 11)

Balanced Search: The Problem

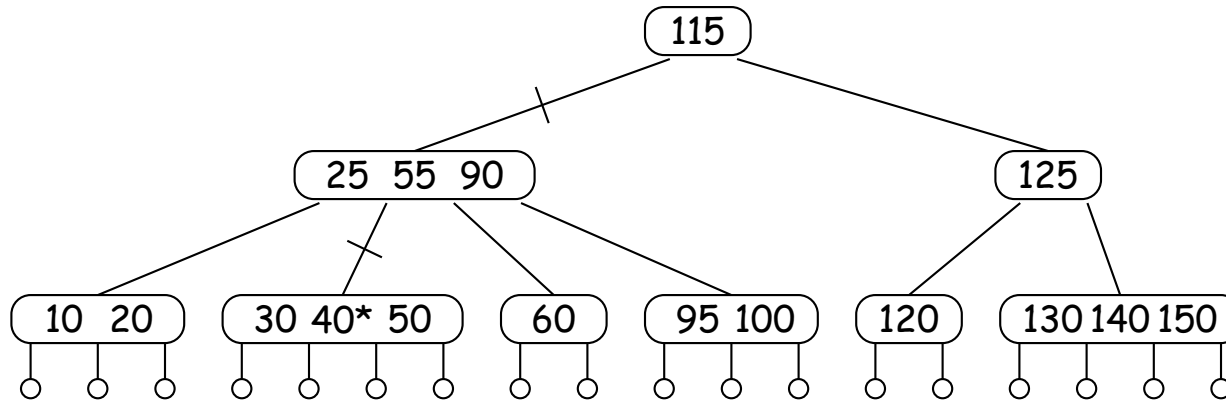
- Why are search trees important?
 - Insertion/deletion fast (on every operation, unlike hash table, which has to expand from time to time).
 - Support range queries, sorting (unlike hash tables)
- But $O(\lg N)$ performance from binary search tree requires remaining keys be divided \approx by some constant > 1 at each node.
- In other words, that tree be “bushy”
- “Stringy” trees (most inner nodes with one child) perform like linked lists.
- Suffices that heights of any two subtrees of a node always differ by no more than constant factor K .

Example of Direct Approach: B-Trees

Idea: If tree grows/shrinks only at root, then two sides always have same height.

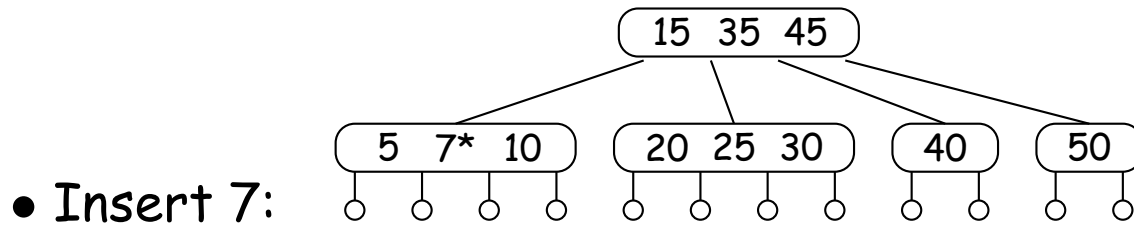
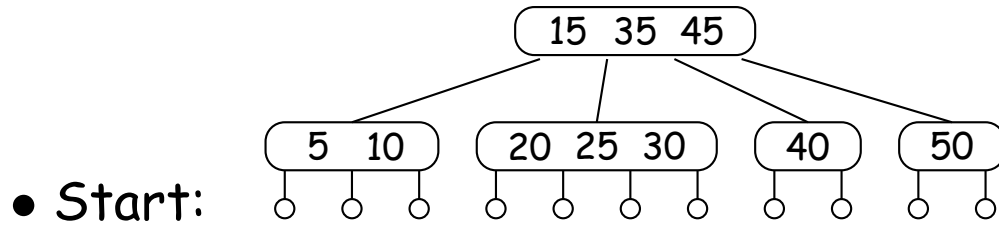
- *Order M B-tree* is an M -ary search tree, $M > 2$.
- Each node, except root, has from $\lceil M/2 \rceil$ to M children, and one key "between" each two children.
- Root has from 2 to M children (in non-empty tree).
- Children at bottom of tree are all empty (don't really exist) and equidistant from root.
- Obeys search-tree property:
 - Keys are sorted in each node.
 - All keys in subtrees to left of a key, K , are $< K$, and all to right are $> K$.
- Searching is simple generalization of binary search.
- Insertion: add just above bottom; split overfull nodes as needed, moving one key up to parent.

Sample Order 4 B-tree ((2,4) Tree)



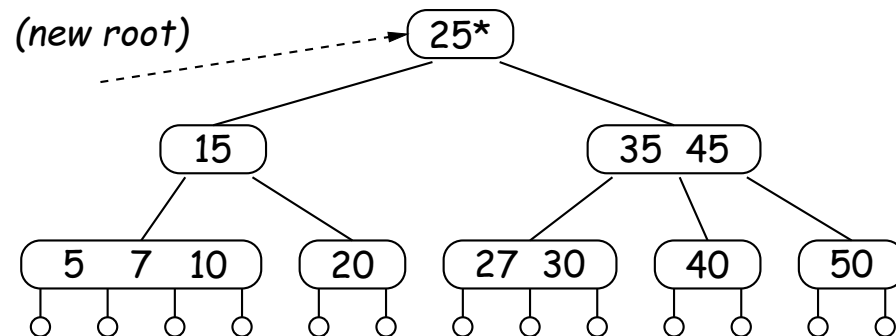
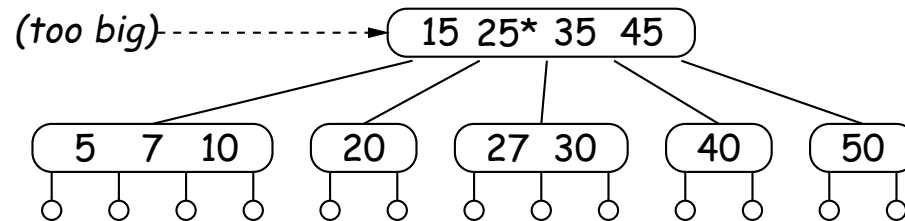
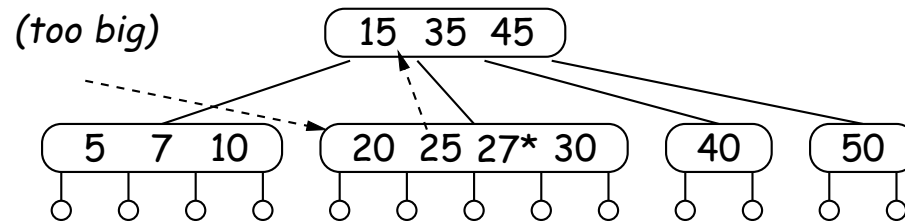
- Crossed lines show path when finding 40.
- Keys on either side of each child pointer in path bracket 40.
- Each node has at least 2 children, and all leaves (little circles) are at the bottom, so height must be $O(\lg N)$.
- In real-life B-tree, order typically much bigger
 - comparable to size of disk sector, page, or other convenient unit of I/O

Inserting in B-tree (Simple Case)



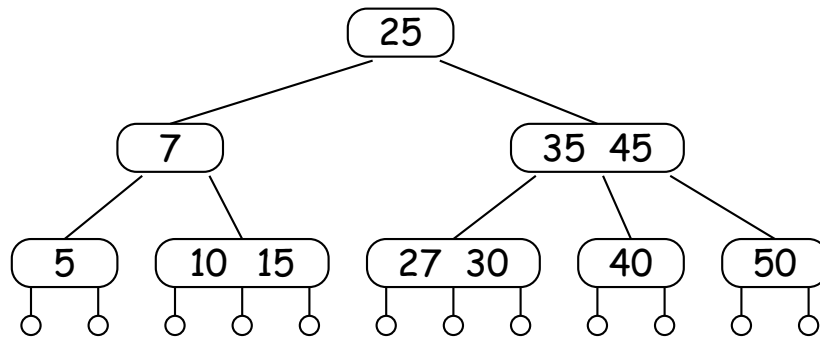
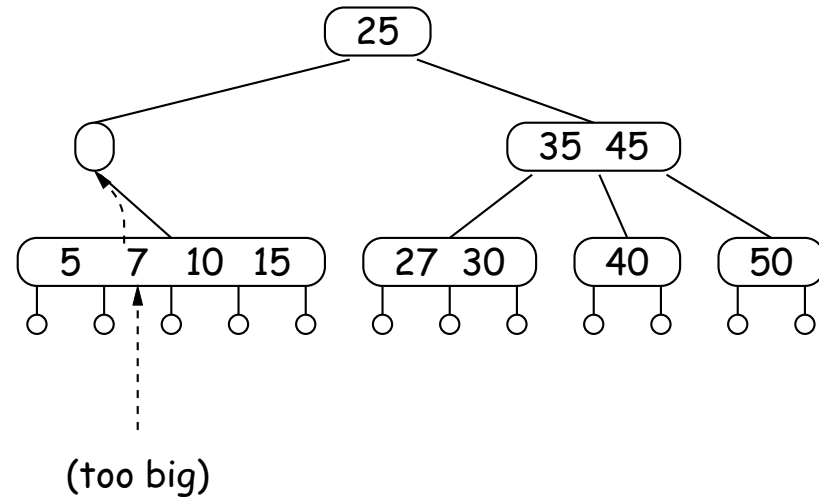
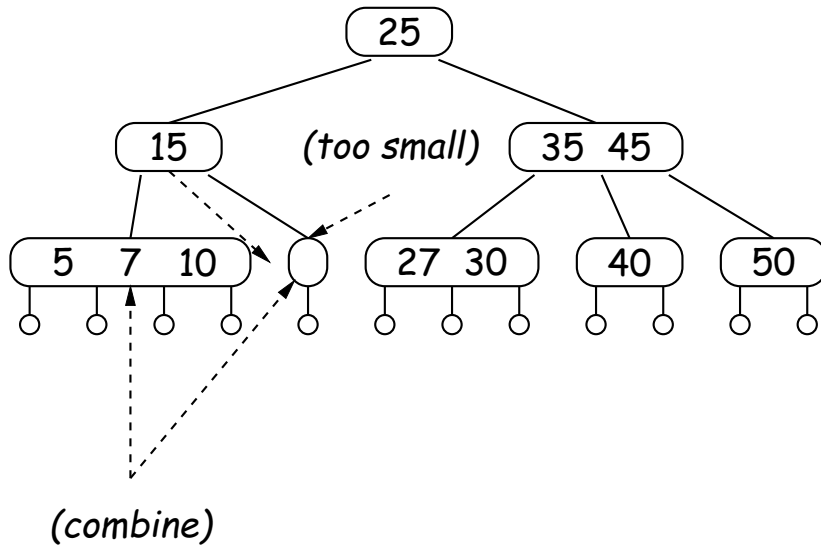
Inserting in B-Tree (Splitting)

- Insert 27:



Deleting Keys from B-tree

- Remove 20 from last tree.

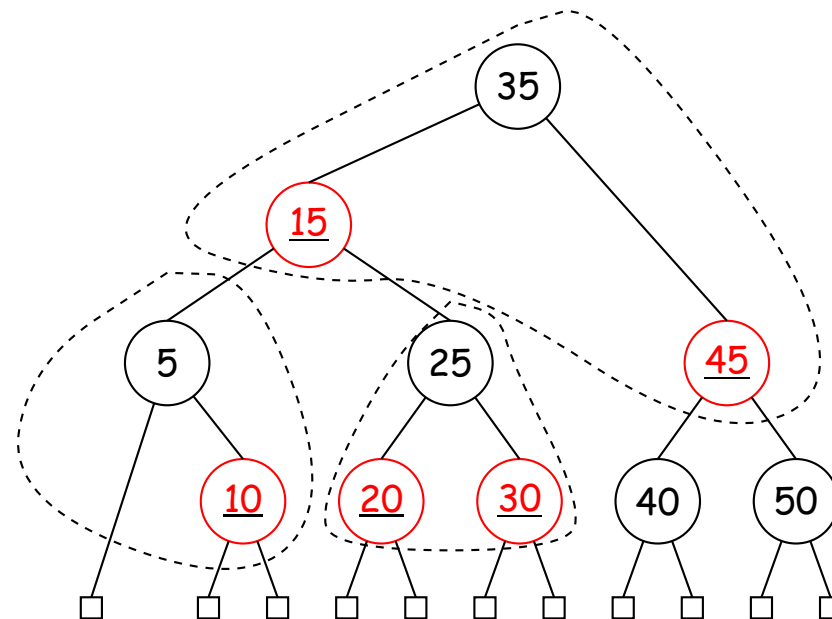
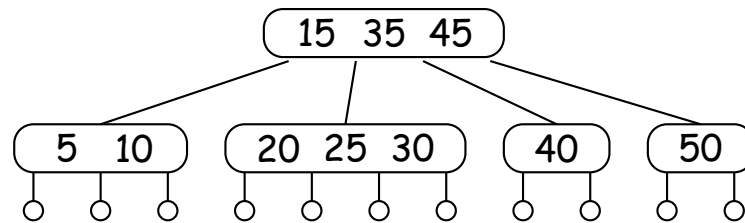


Red-Black Trees

- Red-black tree is a binary search tree with additional constraints that limit how unbalanced it can be.
- Thus, searching is always $O(\lg N)$.
- Used for Java's TreeSet and TreeMap types.
- When items are inserted or deleted, tree is *rotated* and *recoloring* as needed to restore balance.
- Constraints:
 1. Each node is (conceptually) colored red or black.
 2. Root is black.
 3. Every leaf node contains no data (as for B-trees) and is black.
 4. Every leaf has same number of black ancestors.
 5. Every internal node has two children.
 6. Every red node has two black children.
- Conditions 4, 5, and 6 guarantee $O(\lg N)$ searches.

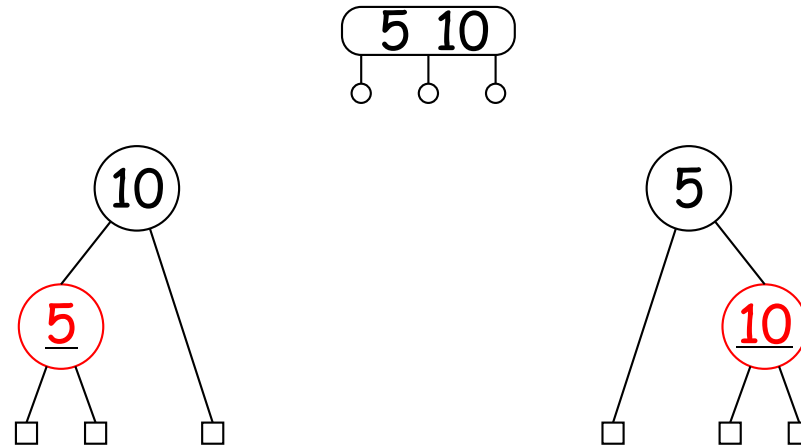
Sample Red-Black Tree

- Every red-black tree corresponds to a (2,4) tree, and the operations on one correspond to those on the other.
- Each node of (2,4) tree corresponds to a cluster of 1-3 red-black nodes in which the top node is black and any others are red.



Left-Leaning Red-Black Trees

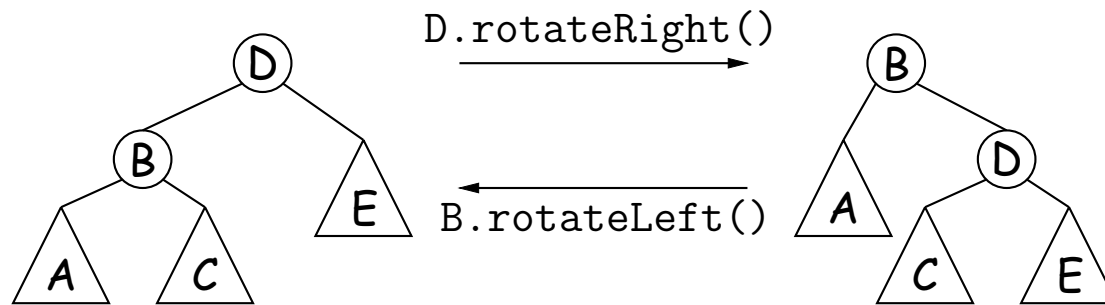
- A node in a (2,4) or (2,3) tree with three children may be represented in two different ways in a red-black tree:



- We can considerably simplify insertion and deletion in a red-black tree by always choosing the option on the left.
- Also, there is a one-to-one relationship between (2,4) trees and red-black trees.
- The resulting trees are called *left-leaning red-black trees*.
- As a further simplification, let's restrict ourselves to red-black trees that correspond to (2,3) trees (whose nodes have no more than 3 children), so that no red-black node has two red children.

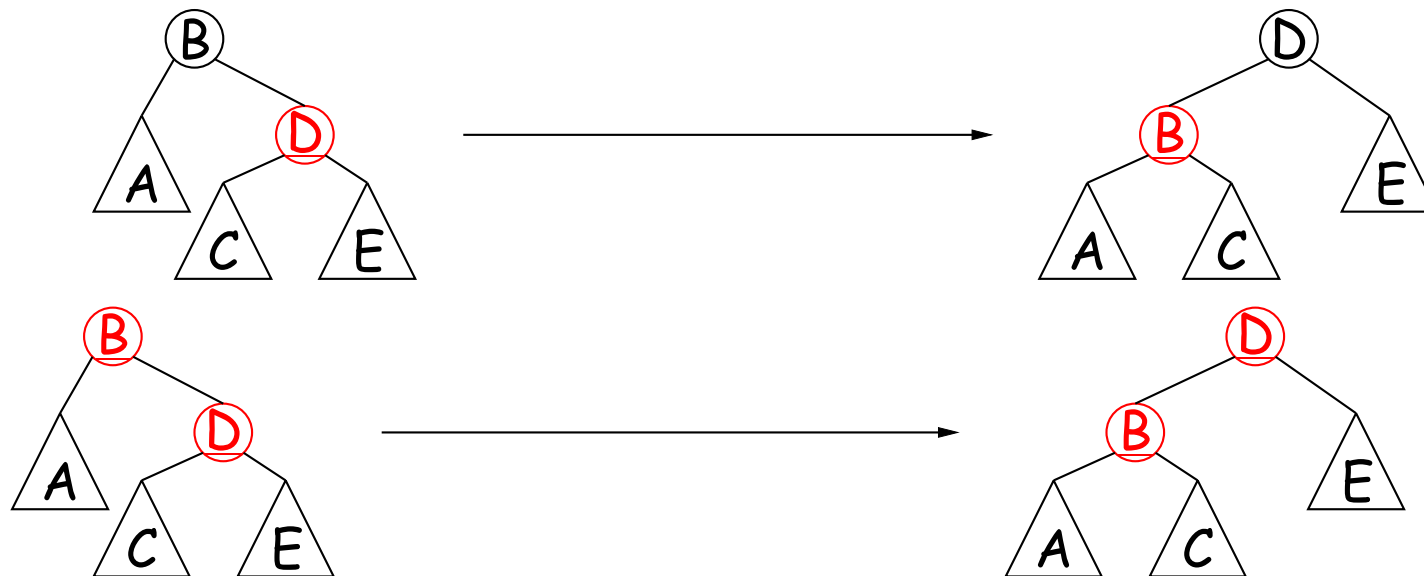
Red-Black Insertion and Rotations

- Insert at bottom just as for binary tree (color red except when tree initially empty).
- Then rotate (and recolor) to restore red-black property, and thus balance.
- *Rotation of trees preserves binary tree property, but changes balance.*



Rotations and Recolorings

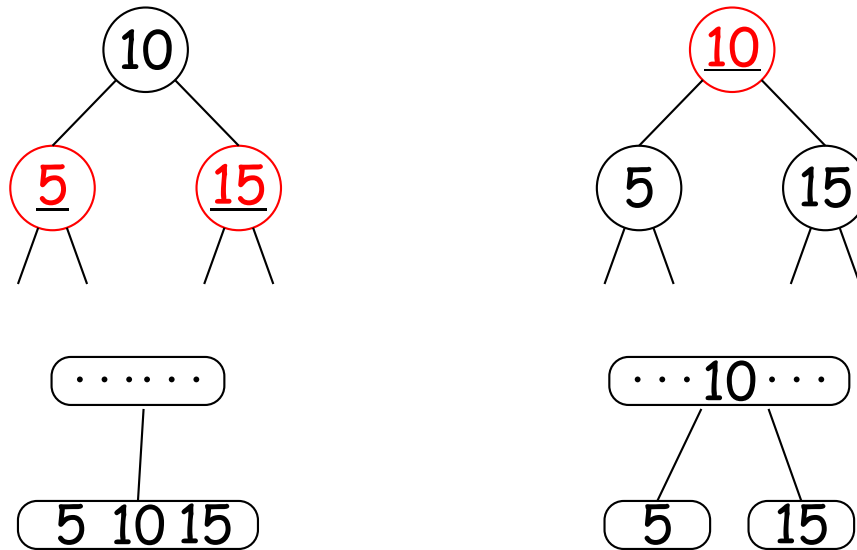
- For our purposes, we'll augment the general rotation algorithms with some recoloring.
- Transfer the color from the original root to the new root, and color the original root red. Examples:



- Neither of these changes the number of black nodes along any path between the root and the leaves.

Splitting by Recoloring

- Our algorithms will temporarily create nodes with too many children, and then split them up.
- A simple recoloring allows us to split nodes. We'll call it `colorFlip`:



- Here, key 10 joins the parent node, splitting the original.

The Algorithm (Sedgewick)

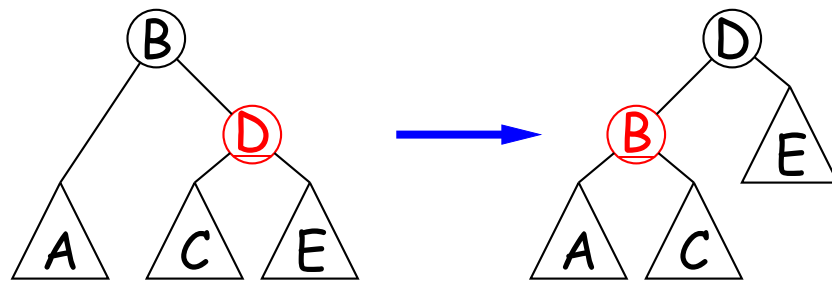
- We posit a binary-tree type `RBTree`: basically ordinary BST nodes plus color.
- Insertion is the same as for ordinary BSTs, but we add some fixups to restore the red-black properties.

```
RBTree insert(RBTree tree, KeyType key) {
    if (tree == null)
        return new RBTree(key, null, null, RED);
    int cmp = key.compareTo(tree.label());
    else if (cmp < 0) tree.setLeft(insert(tree.left(), key));
    else
        tree.setRight(insert(tree.right(), key));

    return fixup(tree);    // Only line that's all new!
}
```

Fixing Up the Tree

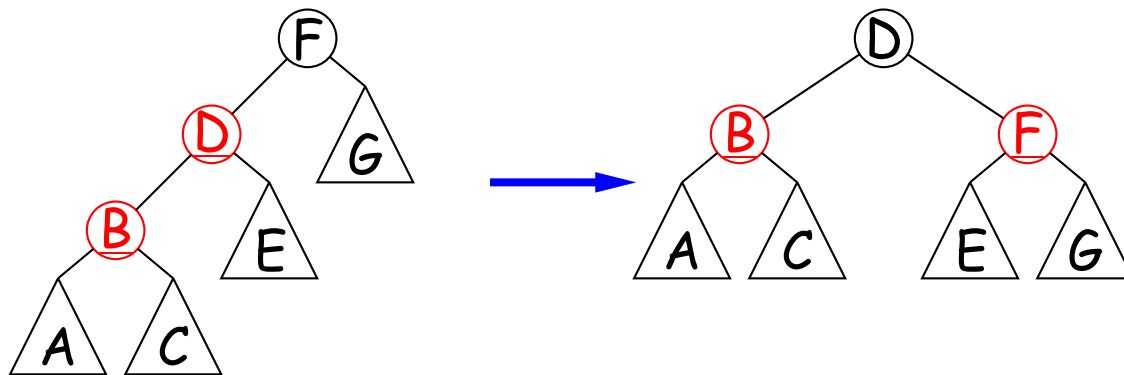
- As we return back up the BST, we restore the left-leaning red-black properties, and limit ourselves to red-black trees that correspond to (2,3) trees by applying the following (in order) to each node:
- Fixup 1: Convert right-leaning trees to left-leaning:



```
if (tree.right().isRed()
    && tree.left().isBlack()) {
    tree.rotateLeft();
}
```

Sometimes, node B will be red, so that both B and D end up red. This is fixed by...

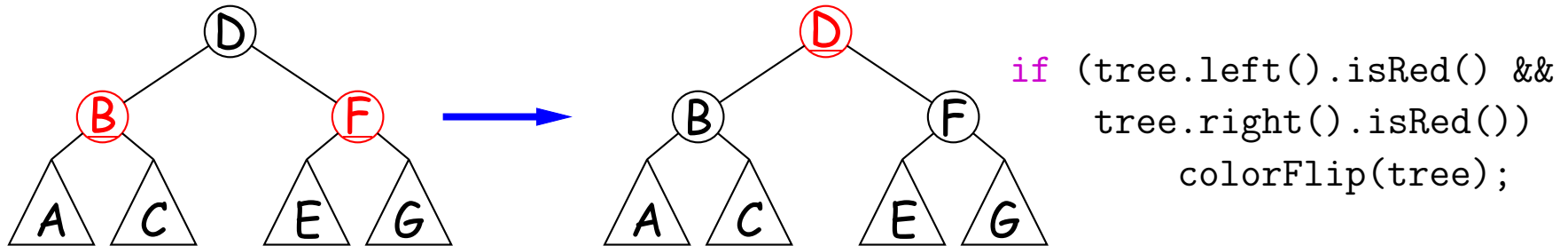
- Fixup 2: Rotate linked red nodes into a normal 4-node (temporarily).



```
if (tree.left().isRed() &&
    tree.left().left().isRed())
    tree.rotateRight();
```


Fixing Up the Tree (II)

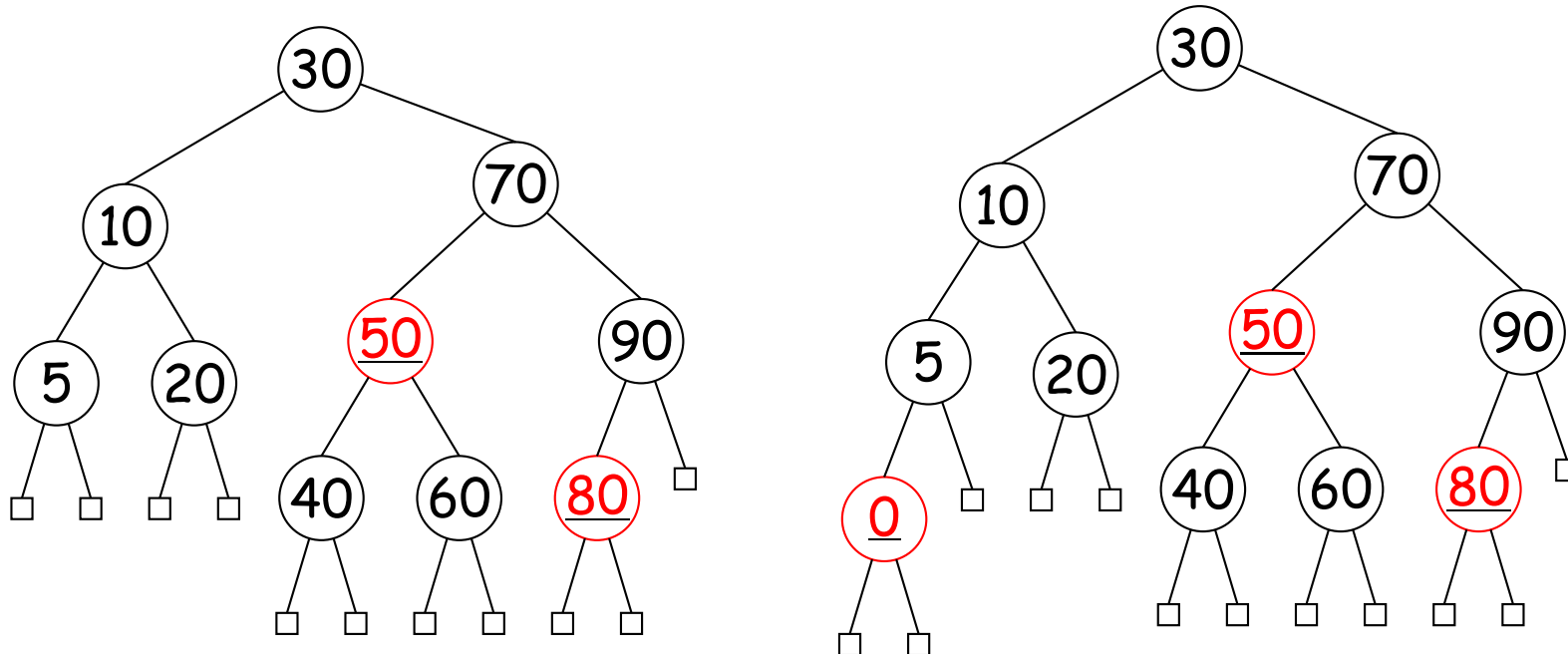
- Fixup 3: Break up 4-nodes into 3-nodes or 2-nodes.



- Fixup 4: As a result of other fixups, or of insertion into the empty tree, the root may end up red, so color the root black after the rest of insertion and fixups are finished. (Not part of the fixup function; just done at the end).

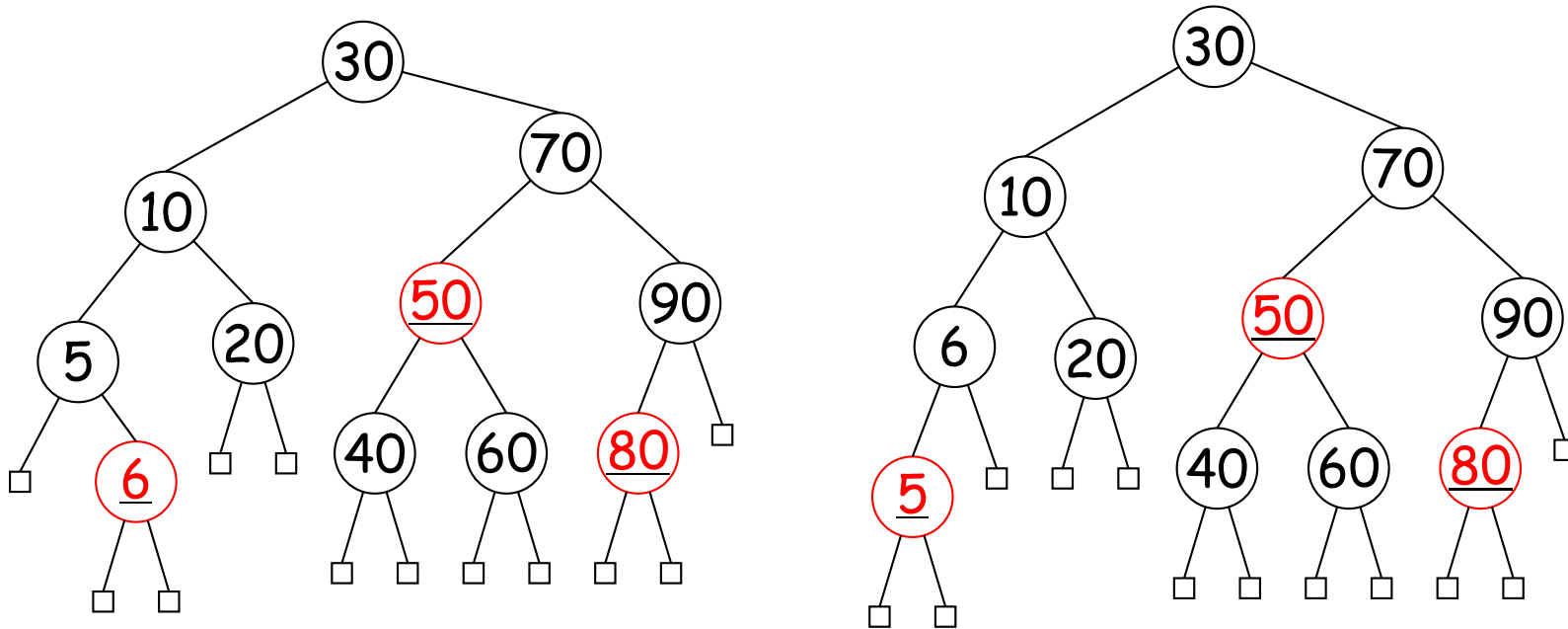
Example of Left-Leaning 2-3 Red-Black Insertion

- Insert 0 into initial tree on left. No fixups needed.



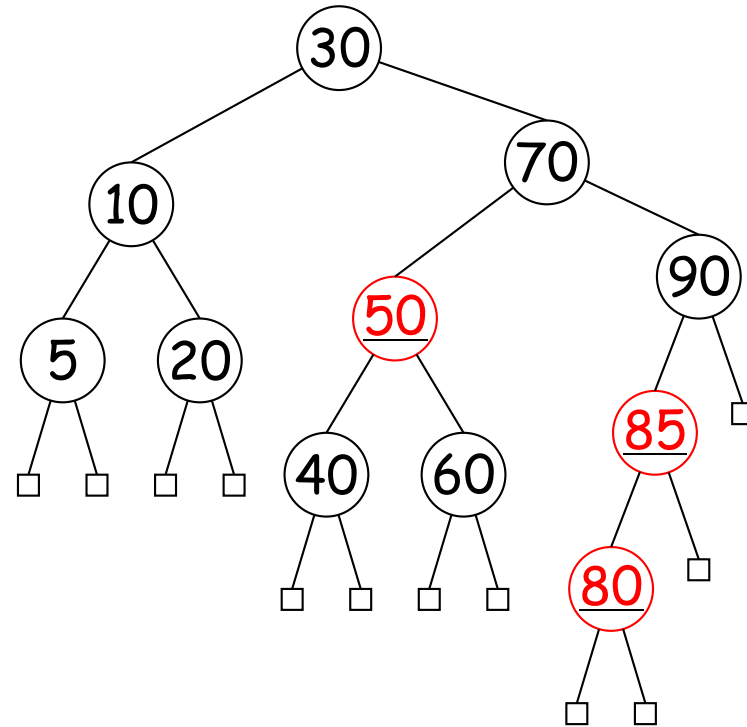
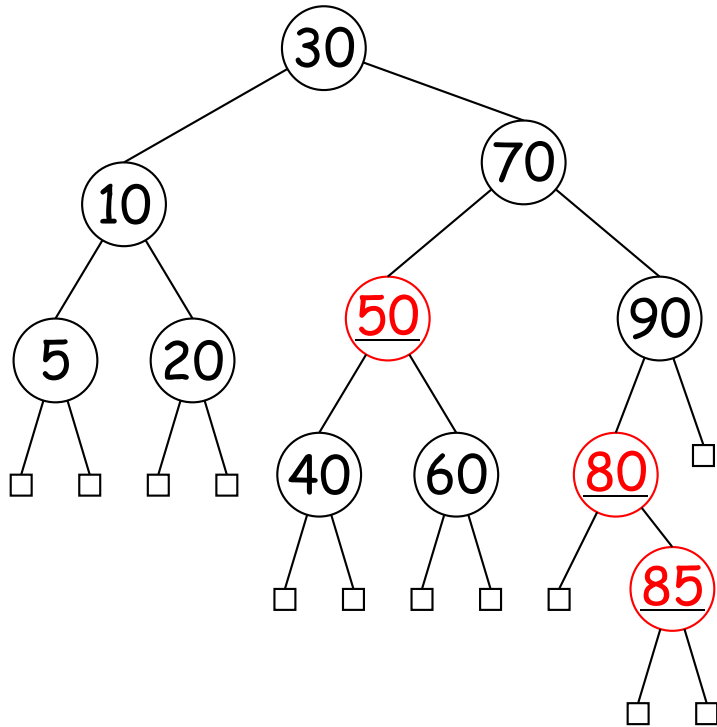
Insertion Example (II)

- Instead of 0, let's insert 6, leading to the tree on the left. This is right-leaning, so apply Fixup 1:



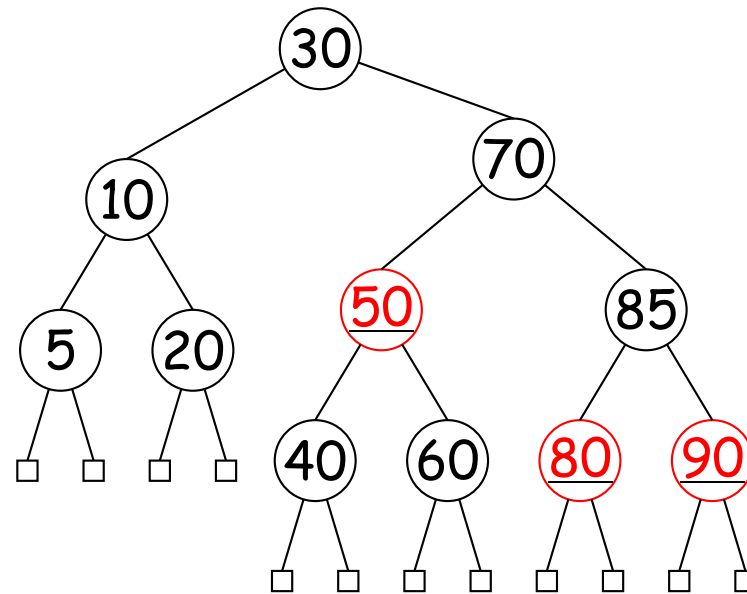
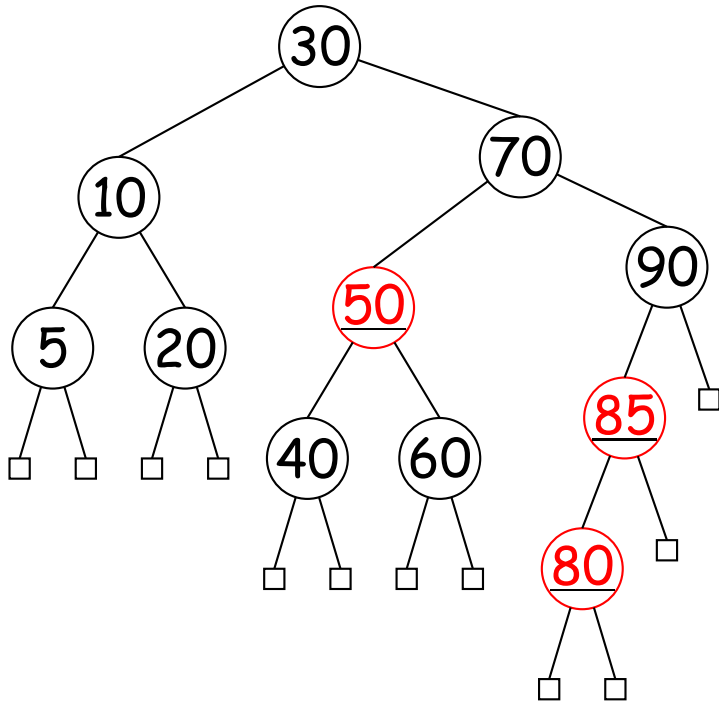
Insertion Example (III)

- Now consider inserting 85. We need fixup 1 first.



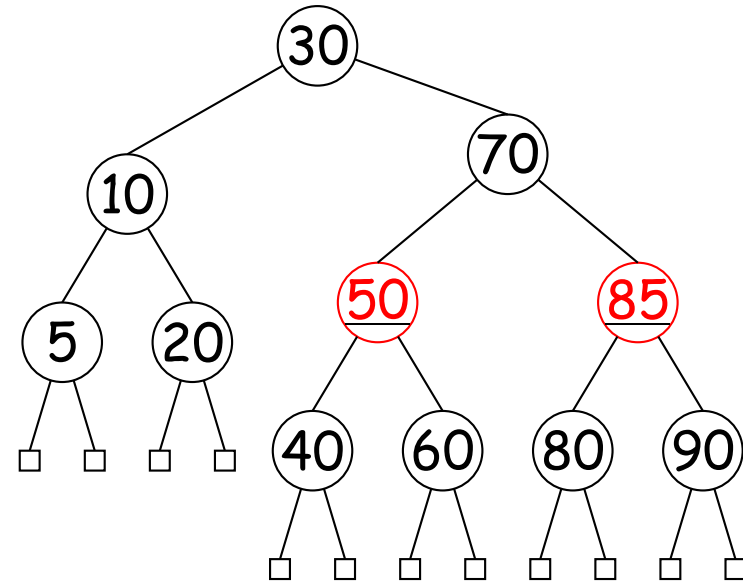
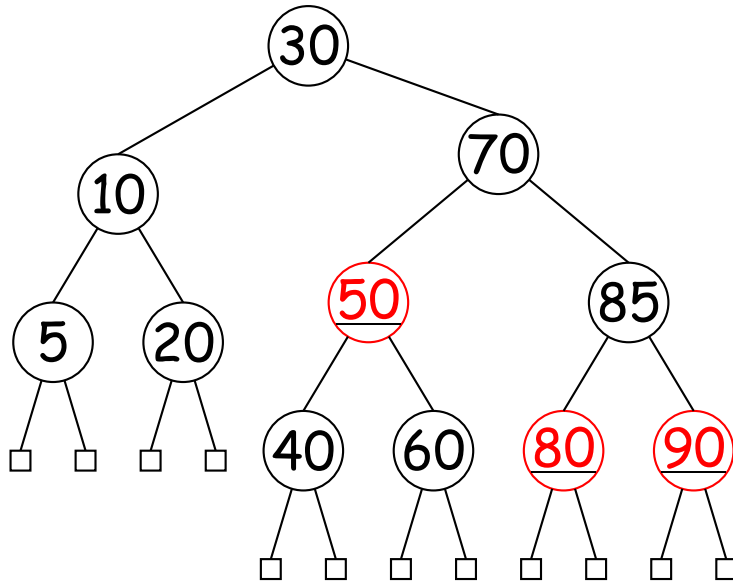
Insertion Example (IIIa)

- Now apply fixup 2.



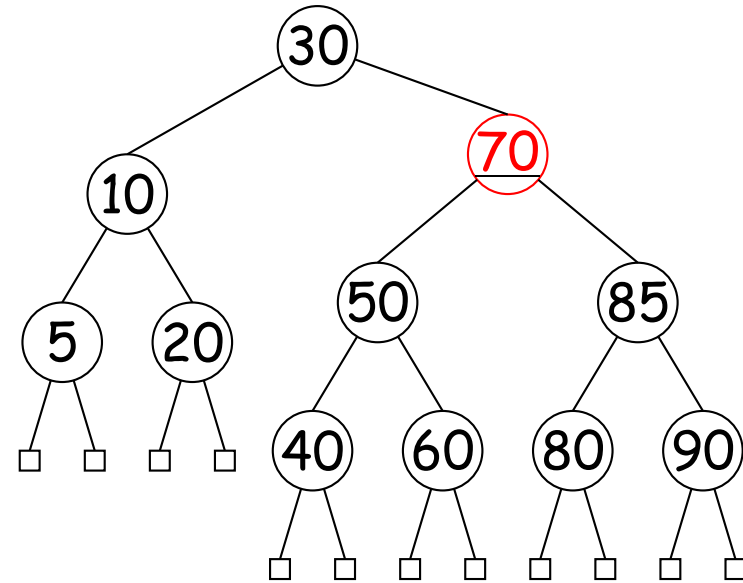
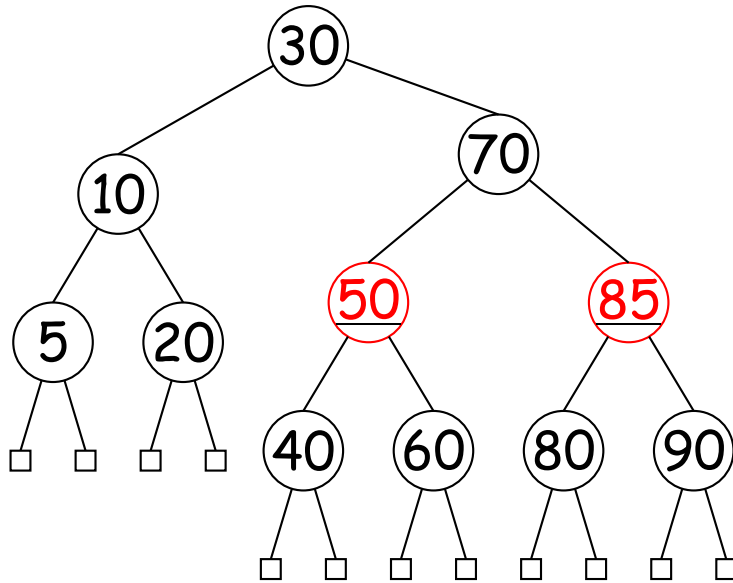
Insertion Example (IIIb)

- This gives us a 4-node, so apply fixup 3.



Insertion Example (IIIc)

- This gives us another 4-node, so apply fixup 3 again.



Insertion Example (IIId)

- This gives us a right-leaning tree, so apply fixup 1.

