

Public-Service Announcements

Blueprint. "Blueprint is a student organization that develops web and mobile applications for nonprofit partners that we partner with each year. If you're looking to learn about real world app development while making a difference, please check out: <https://www.calblueprint.org/>."

OASES. "Oakland Asian Student Educational Services (OASES)

- is a UC Berkeley organization directed at underprivileged Oakland youth through tutoring and mentoring.
- allows students to meet other UC Berkeley students from all majors, while helping Oakland youth!
- Can provide you field study units from the Education and AAS departments.
- Info sessions:
Wednesday, August 31st 7:30PM-9PM @ B5 Hearst Annex
Thursday, September 1st 7:30PM-9PM @ B5 Hearst Annex."

Recreation

Prove that

$$\lfloor (2 + \sqrt{3})^n \rfloor$$

is odd for all integer $n \geq 0$.

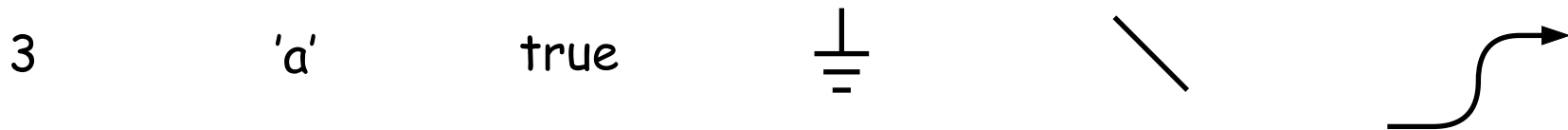
[Source: D. O. Shklarsky, N. N. Chentzov, I. M. Yaglom, *The USSR Olympiad Problem Book*, Dover ed. (1993), from the W. H. Freeman edition, 1962.]

CS61B Lecture #4: Values and Containers

- Labs are normally due at midnight Friday.
- **Today.** Simple classes. Scheme-like lists. Destructive vs. non-destructive operations. Models of memory.

Values and Containers

- *Values* are numbers, booleans, and pointers. Values never change.



- *Simple containers* contain values:

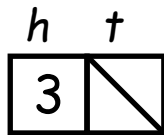


Examples: variables, fields, individual array elements, parameters.

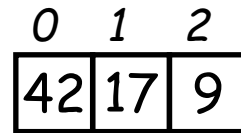
Structured Containers

Structured containers contain (0 or more) other containers:

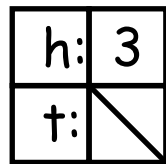
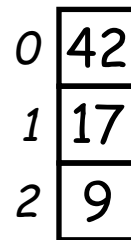
Class Object



Array Object



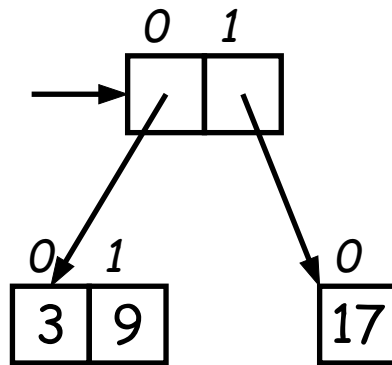
Empty Object



Alternative Notation

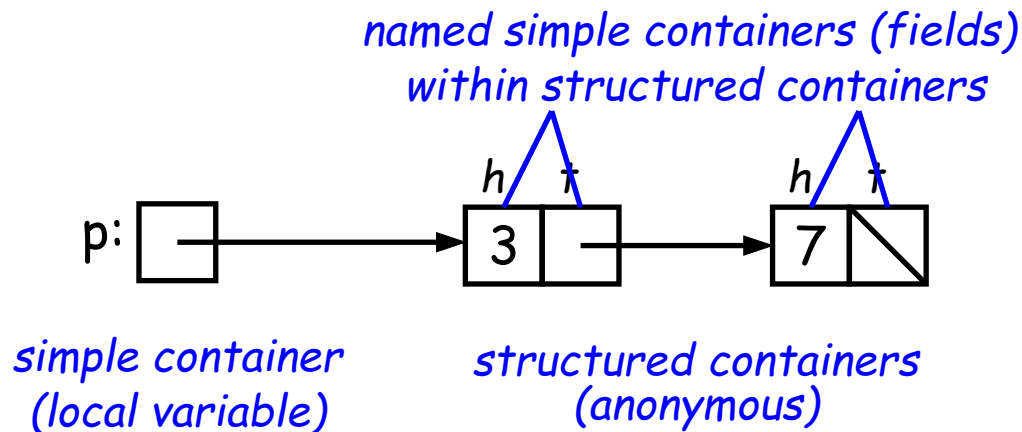
Pointers

- *Pointers* (or *references*) are values that *reference* (point to) containers.
- One particular pointer, called **null**, points to nothing.
- In Java, structured containers contain only simple containers, but pointers allow us to build arbitrarily big or complex structures anyway.



Containers in Java

- Containers may be *named* or *anonymous*.
- In Java, *all* simple containers are named, *all* structured containers are anonymous, and pointers point only to structured containers. (Therefore, structured containers contain only simple containers).



- In Java, assignment copies values into simple containers.
- *Exactly* like Scheme and Python!
- (Python also has slice assignment, as in `x[3:7]=...`, which is shorthand for something else entirely.)

Defining New Types of Object

- Class declarations introduce new types of objects.
- Example: list of integers:

```
public class IntList {
    // Constructor function (used to initialize new object)
    /** List cell containing (HEAD, TAIL). */
    public IntList(int head, IntList tail) {
        this.head = head; this.tail = tail;
    }

    // Names of simple containers (fields)
    // WARNING: public instance variables usually bad style!
    public int head;
    public IntList tail;
}
```

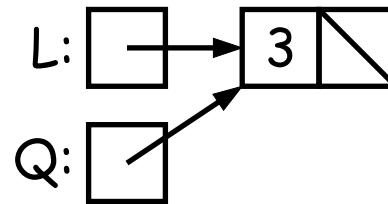

Primitive Operations

```
IntList Q, L;
```



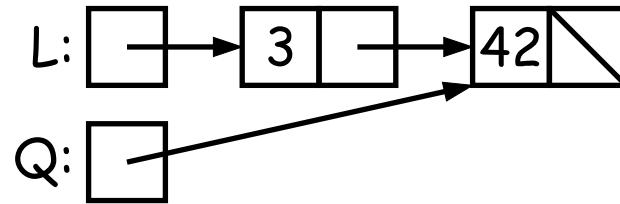
```
L = new IntList(3, null);
```

```
Q = L;
```



```
Q = new IntList(42, null);
```

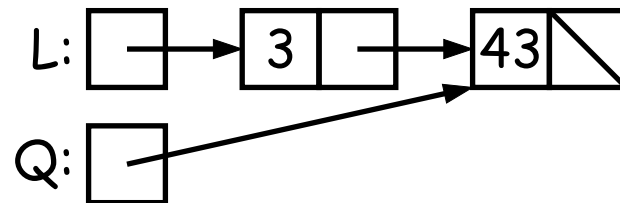
```
L.tail = Q;
```



```
L.tail.head += 1;
```

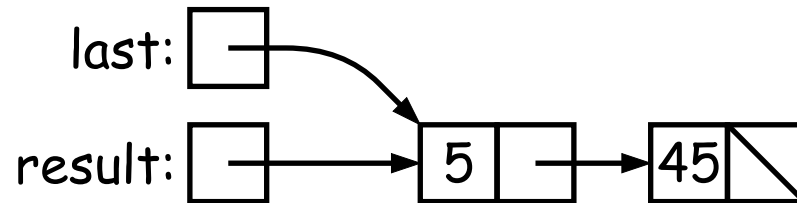
```
// Now Q.head == 43
```

```
// and L.tail.head == 43
```

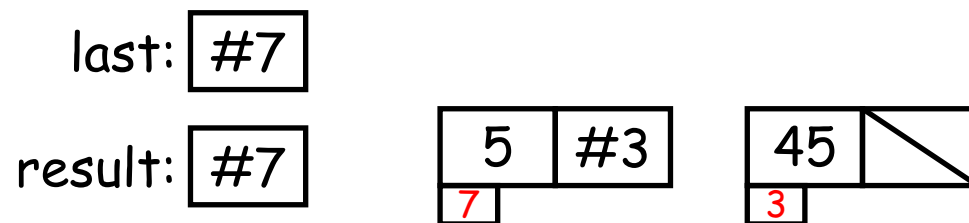


Side Excursion: Another Way to View Pointers

- Some folks find the idea of "copying an arrow" somewhat odd.
- Alternative view: think of a pointer as a *label*, like a street address.
- Each object has a permanent label on it, like the address plaque on a house.
- Then a variable containing a pointer is like a scrap of paper with a street address written on it.
- One view:

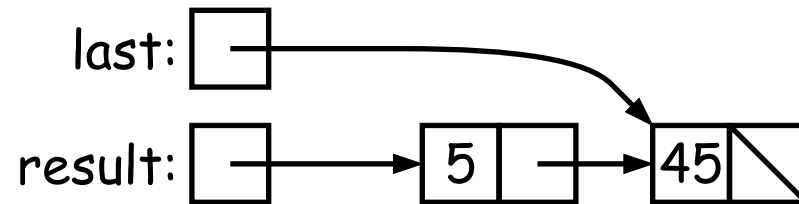


- Alternative view:

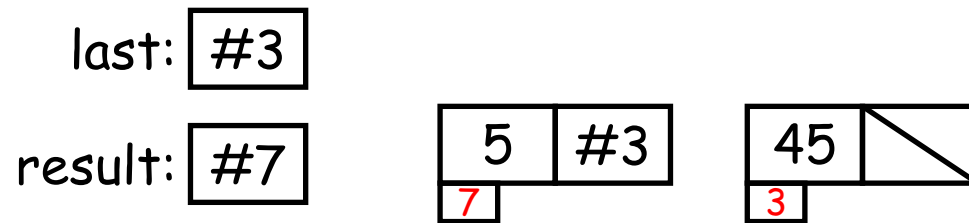


Another Way to View Pointers (II)

- Assigning a pointer to a variable looks just like assigning an integer to a variable.
- So, after executing "last = last.tail;" we have



- Alternative view:



- Under alternative view, you might be less inclined to think that assignment would change object #7 itself, rather than just "last".
- BEWARE! Internally, pointers really are just numbers, but Java treats them as more than that: they have *types*, and you can't just change integers into pointers.

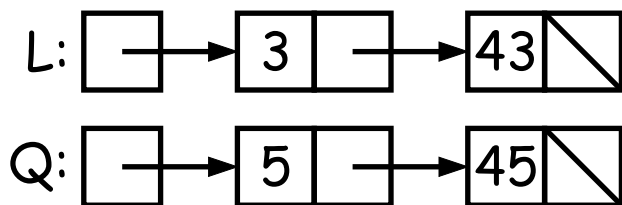
Destructive vs. Non-destructive

Problem: Given a (pointer to a) list of integers, L , and an integer increment n , return a list created by incrementing all elements of the list by n .

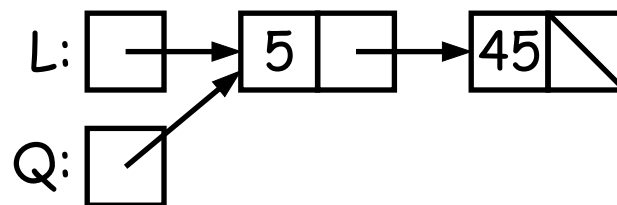
```
/** List of all items in P incremented by n. Does not modify
 * existing IntLists. */
static IntList incrList(IntList P, int n) {
    return /*( P, with each element incremented by n )*/
}
```

We say `incrList` is *non-destructive*, because it leaves the input objects unchanged, as shown on the left. A *destructive* method may modify the input objects, so that the original data is no longer available, as shown on the right:

After `Q = incrList(L, 2)`:



After `Q = dincrList(L, 2)` (destructive):



Nondestructive IncrList: Recursive

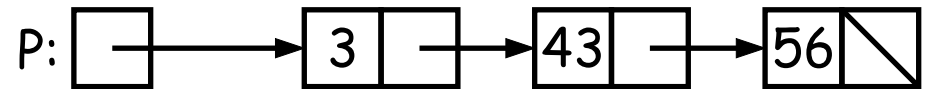
```
/** List of all items in P incremented by n. */
static IntList incrList(IntList P, int n) {
    if (P == null)
        return null;
    else return new IntList(P.head+n, incrList(P.tail, n));
}
```

- Why does `incrList` have to return its result, rather than just setting `P`?
- In the call `incrList(P, 2)`, where `P` contains 3 and 43, which `IntList` object gets created first?

An Iterative Version

An iterative `incrList` is tricky, because it is *not* tail recursive.
Easier to build things first-to-last, unlike recursive version:

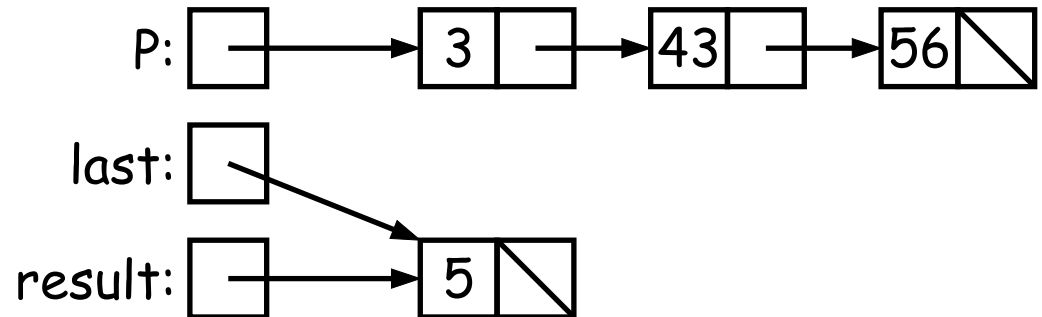
```
static IntList incrList(IntList P, int n) {  
    if (P == null) <<<<  
        return null;  
    IntList result, last;  
    result = last  
        = new IntList(P.head+n, null);  
    while (P.tail != null) {  
        P = P.tail;  
        last.tail  
            = new IntList(P.head+n, null);  
        last = last.tail;  
    }  
    return result;  
}
```



An Iterative Version

An iterative `incrList` is tricky, because it is *not* tail recursive. Easier to build things first-to-last, unlike recursive version:

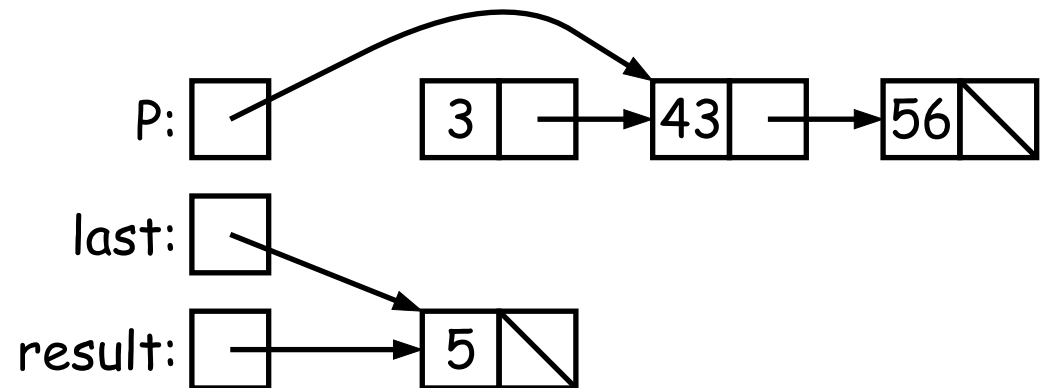
```
static IntList incrList(IntList P, int n) {  
    if (P == null)  
        return null;  
    IntList result, last;  
    result = last      <<<<  
        = new IntList(P.head+n, null);  
    while (P.tail != null) {  
        P = P.tail;  
        last.tail  
            = new IntList(P.head+n, null);  
        last = last.tail;  
    }  
    return result;  
}
```



An Iterative Version

An iterative `incrList` is tricky, because it is *not* tail recursive. Easier to build things first-to-last, unlike recursive version:

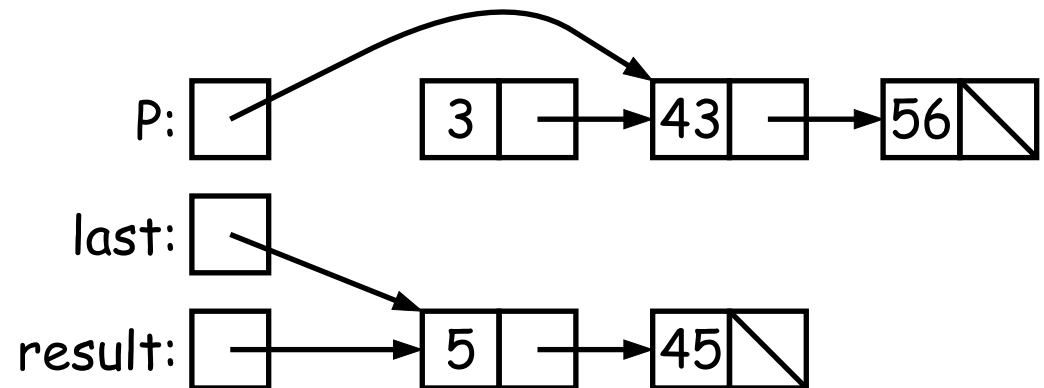
```
static IntList incrList(IntList P, int n) {  
    if (P == null)  
        return null;  
    IntList result, last;  
    result = last  
        = new IntList(P.head+n, null);  
    while (P.tail != null) {  
        P = P.tail;      <<<<  
        last.tail  
            = new IntList(P.head+n, null);  
        last = last.tail;  
    }  
    return result;  
}
```



An Iterative Version

An iterative `incrList` is tricky, because it is *not* tail recursive. Easier to build things first-to-last, unlike recursive version:

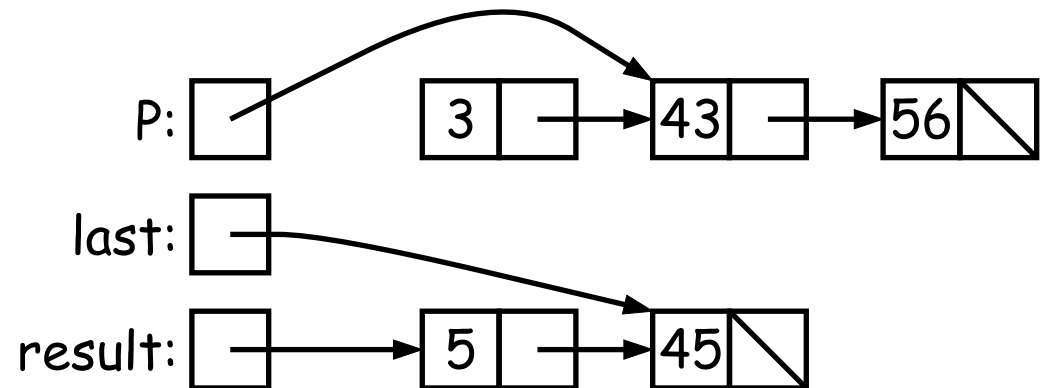
```
static IntList incrList(IntList P, int n) {  
    if (P == null)  
        return null;  
    IntList result, last;  
    result = last  
        = new IntList(P.head+n, null);  
    while (P.tail != null) {  
        P = P.tail;  
        last.tail      <<<  
            = new IntList(P.head+n, null);  
        last = last.tail;  
    }  
    return result;  
}
```



An Iterative Version

An iterative `incrList` is tricky, because it is *not* tail recursive. Easier to build things first-to-last, unlike recursive version:

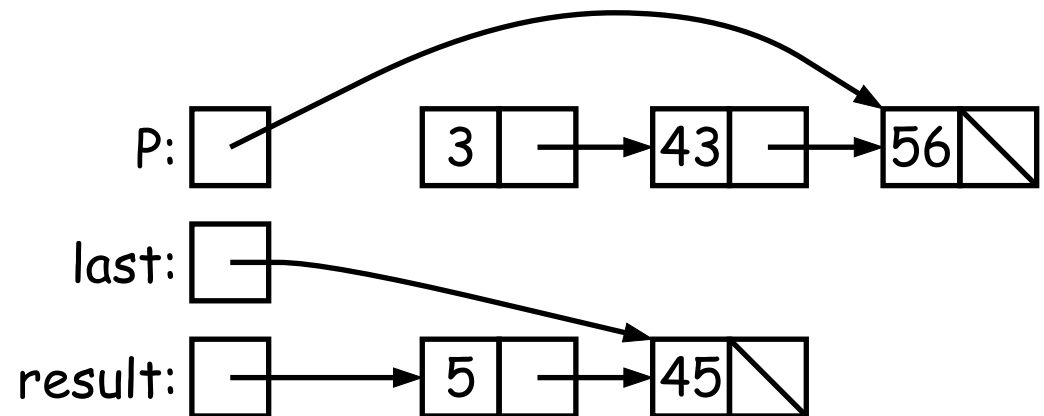
```
static IntList incrList(IntList P, int n) {  
    if (P == null)  
        return null;  
    IntList result, last;  
    result = last  
        = new IntList(P.head+n, null);  
    while (P.tail != null) {  
        P = P.tail;  
        last.tail  
            = new IntList(P.head+n, null);  
        last = last.tail; <<<  
    }  
    return result;  
}
```



An Iterative Version

An iterative `incrList` is tricky, because it is *not* tail recursive. Easier to build things first-to-last, unlike recursive version:

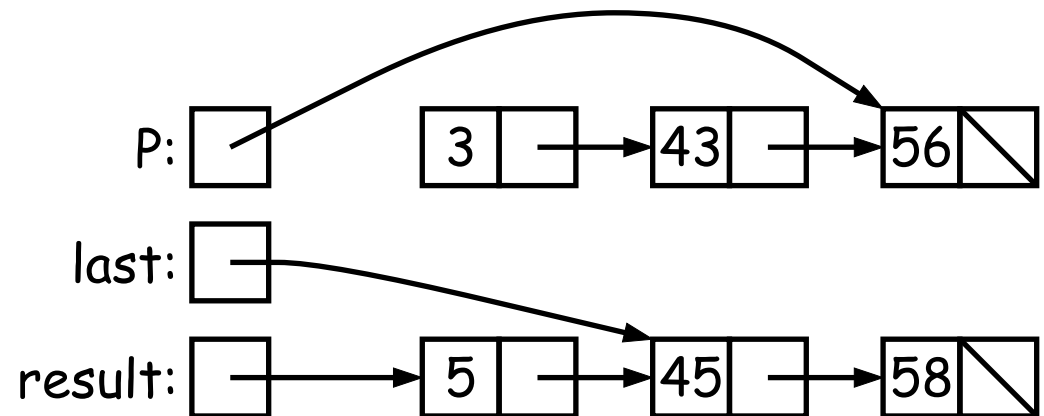
```
static IntList incrList(IntList P, int n) {  
    if (P == null)  
        return null;  
    IntList result, last;  
    result = last  
        = new IntList(P.head+n, null);  
    while (P.tail != null) {  
        P = P.tail;      <<<<  
        last.tail  
            = new IntList(P.head+n, null);  
        last = last.tail;  
    }  
    return result;  
}
```



An Iterative Version

An iterative `incrList` is tricky, because it is *not* tail recursive. Easier to build things first-to-last, unlike recursive version:

```
static IntList incrList(IntList P, int n) {  
    if (P == null)  
        return null;  
    IntList result, last;  
    result = last  
        = new IntList(P.head+n, null);  
    while (P.tail != null) {  
        P = P.tail;  
        last.tail      <<<  
            = new IntList(P.head+n, null);  
        last = last.tail;  
    }  
    return result;  
}
```



An Iterative Version

An iterative `incrList` is tricky, because it is *not* tail recursive. Easier to build things first-to-last, unlike recursive version:

```
static IntList incrList(IntList P, int n) {  
    if (P == null)  
        return null;  
    IntList result, last;  
    result = last  
        = new IntList(P.head+n, null);  
    while (P.tail != null) {  
        P = P.tail;  
        last.tail  
            = new IntList(P.head+n, null);  
        last = last.tail; <<<  
    }  
    return result;  
}
```

