

# Quality of Service

EECS 122: Lecture 15

Department of Electrical Engineering and Computer Sciences  
University of California  
Berkeley

# Today

## End to End QoS

- Network Layer: Multiple routers
  - Intserv
  - Diffserv
- Application Layer
  - Adaptive Playback Buffers
    - Streaming
    - Voice

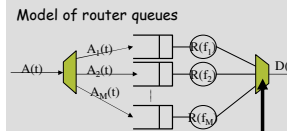
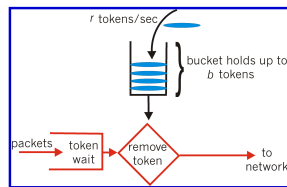
March 7, 2006

EECS122 Lecture 15 (AKP)

4

# Qos Mechanisms

- **Policing** at the edge of the network controls the amount of traffic the network layer has to allocate.
- **Scheduling** in conjunction with packet dropping control performance within a router
- Scheduling mechanisms determine how the bandwidth of an output port is shared
  - Mainly used to manage delay
- **Signaling** allows for flows.



Scheduling Discipline

March 7, 2006

EECS122 Lecture 15 (AKP)

2

# IETF Integrated Services

- architecture for providing QOS guarantees in IP networks for individual application sessions
- resource reservation: routers maintain state info (a la VC) of allocated resources, QoS req's
- admit/deny new call setup requests:

**Question:** can newly arriving flow be admitted with performance guarantees while not violated QoS guarantees made to already admitted flows?

March 7, 2006

EECS122 Lecture 15 (AKP)

5

# Flow Set up

- Flow signals to the network its
  - Statistics (e.g. 24Mb/s constant bit rate)
    - Traffic Spec Service Level requirement **Token Buckets**
    - Max, average, 95% level etc.
- If the network cannot fulfill the requirement it rejects the flow
  - May suggest a change **Admission Control**
- If the network can fulfill the requirement it reserves resources to carry the flow traffic and accepts the flow

**Resource Reservation**

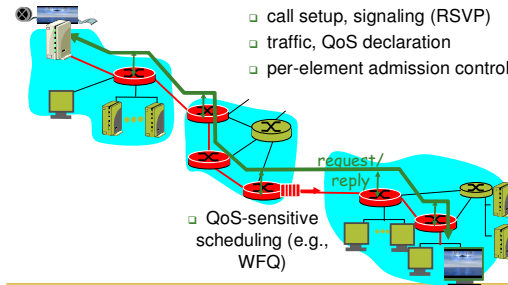
March 7, 2006

EECS122 Lecture 15 (AKP)

3

# Intserv: QoS guarantee scenario

- **Resource reservation**
  - call setup, signaling (RSVP)
  - traffic, QoS declaration
  - per-element admission control
- QoS-sensitive scheduling (e.g., WFQ)



March 7, 2006

EECS122 Lecture 15 (AKP)

6

## Call Admission

Arriving session must :

- declare its QoS requirement
  - **R-spec**: defines the QoS being requested
- characterize traffic it will send into network
  - **T-spec**: defines traffic characteristics
- signaling protocol: needed to carry R-spec and T-spec to routers (where reservation is required)
  - **RSVP (Resource Reservation Protocol)**: will cover this when we discuss multicast

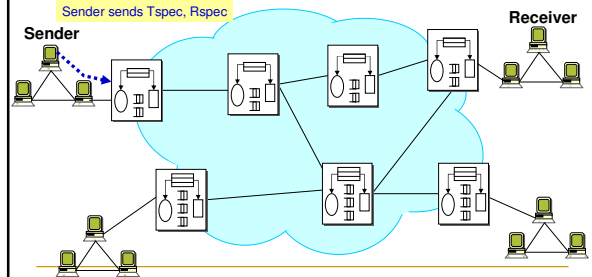
March 7, 2006

EECS122 Lecture 15 (AKP)

7

## Step 1: Ask Permission...

- Example: achieve per-flow bandwidth and delay guarantees



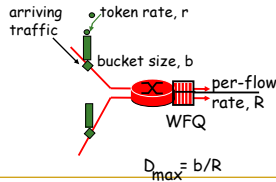
## Intserv QoS: Service models [rfc2211, rfc 2212]

### Guaranteed service:

- worst case traffic arrival: leaky-bucket-policed source
- simple (mathematically provable) *bound* on delay [Parekh 1992, Cruz 1988]

### Controlled load service:

- "a quality of service closely approximating the QoS that same flow would receive from an unloaded network element."



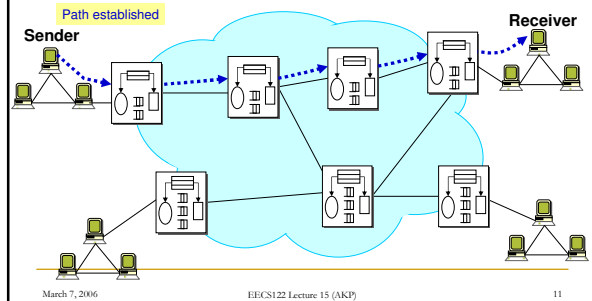
March 7, 2006

EECS122 Lecture 15 (AKP)

8

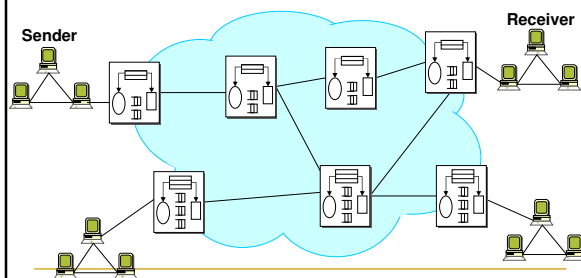
## Step 2: Establish Path

- RSVP Signaling Protocol



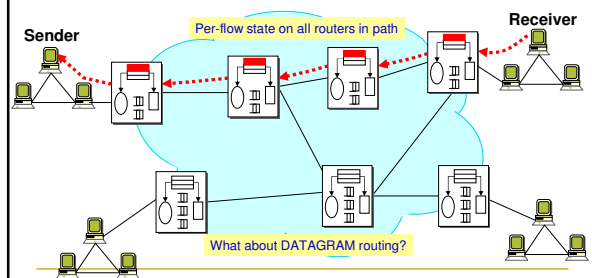
## Intserv Example

- Goal: achieve per-flow bandwidth and delay guarantees



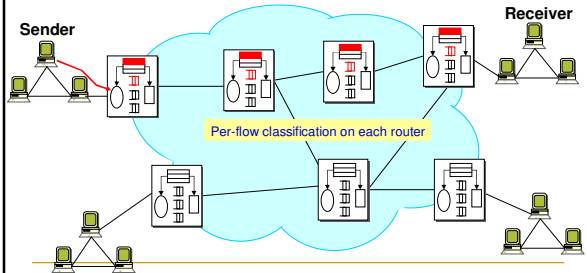
## Step 3: Reserve buffer resources

- Configure router queues



## Step 4: Traffic Flows

- We will discuss joins later...



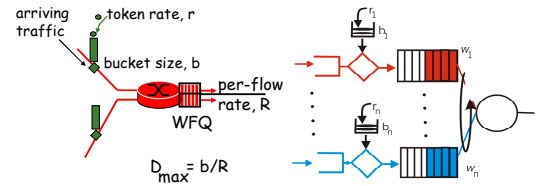
March 7, 2006

EECS122 Lecture 15 (AKP)

13

## Token Bucket + WFQ = Delay Bound

- No packet has a queuing delay of more than  $b/R$  seconds

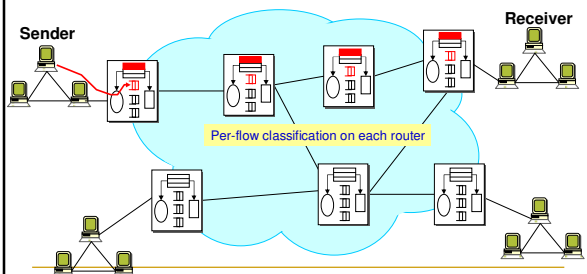


March 7, 2006

EECS122 Lecture 15 (AKP)

16

## Traffic Flows



March 7, 2006

EECS122 Lecture 15 (AKP)

14

## IETF Differentiated Services

Concerns with Intserv:

- **Scalability:** signaling, maintaining per-flow router state difficult with large number of flows
- **Flexible Service Models:** Intserv has only two classes. Also want "qualitative" service classes
  - "behaves like a wire"
  - relative service distinction: Platinum, Gold, Silver

Diffserv approach:

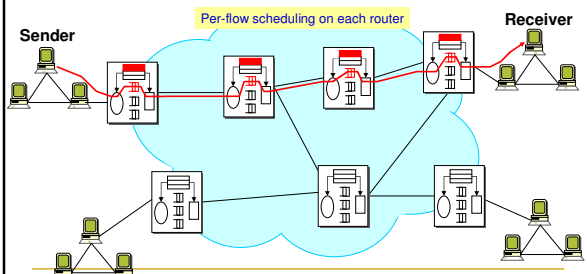
- simple functions in network core, relatively complex functions at edge routers (or hosts)
- Don't define service classes, provide functional components to build service classes

March 7, 2006

EECS122 Lecture 15 (AKP)

17

## Traffic Flows



March 7, 2006

EECS122 Lecture 15 (AKP)

15

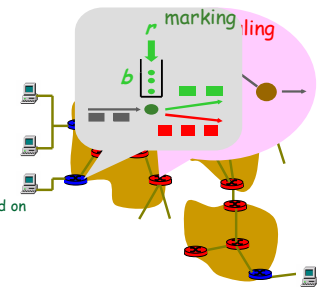
## Diffserv Architecture

**Edge router:**

- per-flow traffic management
- marks packets as **in-profile** and **out-profile**

**Core router:**

- per class traffic management
- buffering and scheduling based on **marking** at edge
- preference given to **in-profile** packets
- Assured Forwarding



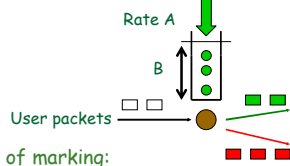
March 7, 2006

EECS122 Lecture 15 (AKP)

18

## Edge-router Packet Marking

- profile: pre-negotiated rate A, bucket size B
- packet marking at edge based on **per-flow** profile



Possible usage of marking:

- class-based marking: packets of different classes marked differently
- intra-class marking: conforming portion of flow marked differently than non-conforming one

March 7, 2006

EECS122 Lecture 15 (AKP)

19

## Classification and Conditioning

- Packet is marked in the Type of Service (TOS) in IPv4, and Traffic Class in IPv6
- 6 bits used for Differentiated Service Code Point (DSCP) and determine PHB that the packet will receive
- 2 bits are currently unused



March 7, 2006

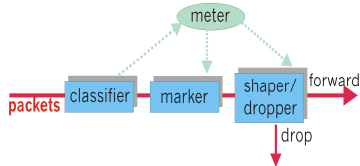
EECS122 Lecture 15 (AKP)

22

## Classification and Shaping

may be desirable to limit traffic injection rate of some class:

- user declares traffic profile (e.g., rate, burst size)
- traffic metered, shaped if non-conforming



March 7, 2006

EECS122 Lecture 15 (AKP)

20

## Forwarding (PHB)

PHBs being developed:

- Expedited Forwarding:** pkt departure rate of a class equals or exceeds specified rate
  - logical link with a minimum guaranteed rate
- Assured Forwarding:** 4 classes of traffic
  - each guaranteed minimum amount of bandwidth
  - each with three drop preference partitions

March 7, 2006

EECS122 Lecture 15 (AKP)

23

## Forwarding: Per Hop Behaviors (PHBs)

- Try to control QoS per router hop rather than end to end.
- PHB specifies observable (measurable) forwarding performance behavior
  - E.g. Don't any packets of class 11 by more than 20ms.
- PHB does not specify what mechanisms to use to ensure required PHB performance behavior
- Examples:
  - Class A gets x% of outgoing link bandwidth over time intervals of a specified length
  - Class A packets leave first before packets from class B

March 7, 2006

EECS122 Lecture 15 (AKP)

21

## Comparison

	Best-Effort	Diffserv	Intserv
Service	Connectivity No isolation No guarantees	Per aggregate isolation Per aggregate guarantee	Per flow isolation Per flow guarantee
Service scope	End-to-end	Domain	End-to-end
Complexity	No setup	Long term setup	Per flow setup
Scalability	Highly scalable (nodes maintain only routing state)	Scalable (edge routers maintain per aggregate state; core routers per class state)	Not scalable (each router maintains per flow state)

March 7, 2006

EECS122 Lecture 15 (AKP)

24

# Multimedia Over Today's Internet

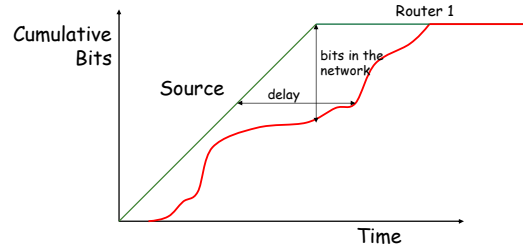
TCP/UDP/IP: "best-effort service"

- no guarantees on delay, loss

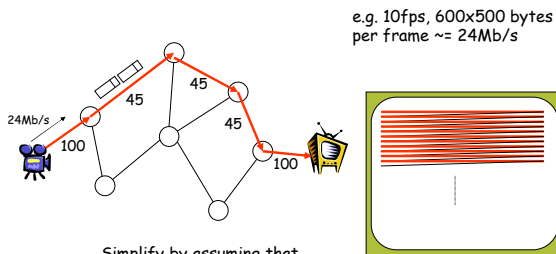
But you said multimedia apps require QoS and level of performance to be effective!

Today's Internet multimedia applications use application-level techniques to mitigate (as best possible) effects of delay, loss

# Router Effects on Traffic



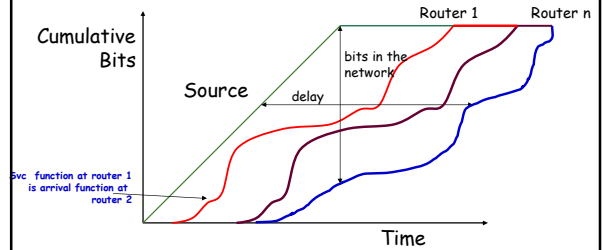
# Example: Video



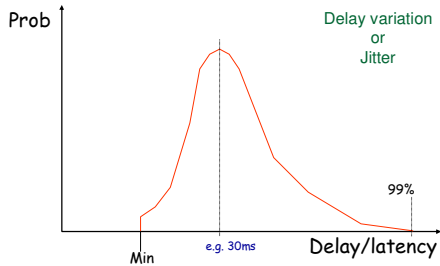
Simplify by assuming that Camera sends at a fixed rate

Nick McKeown

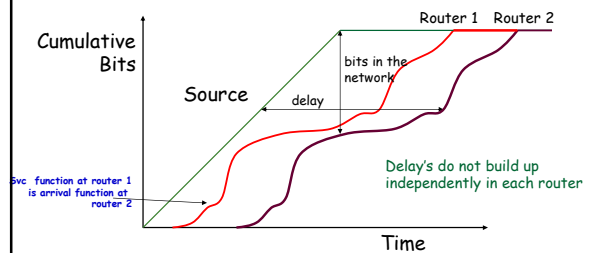
# Network Effects on Traffic



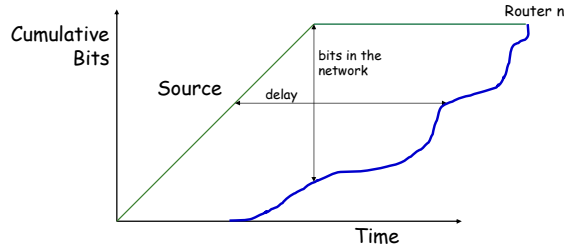
# Router Effect on Delay



# Network Effects on Traffic



## Network Effects on Traffic

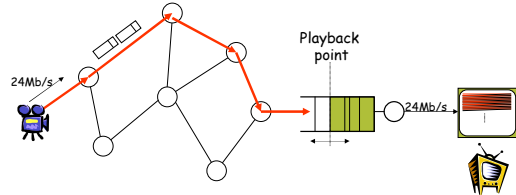


March 7, 2006

EECS122 Lecture 15 (AKP)

31

## Playback Point



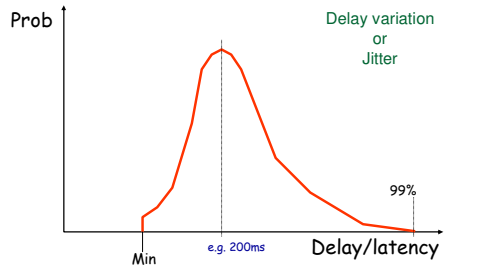
Nick McKeown

March 7, 2006

EECS122 Lecture 15 (AKP)

34

## Network Effect on Delay



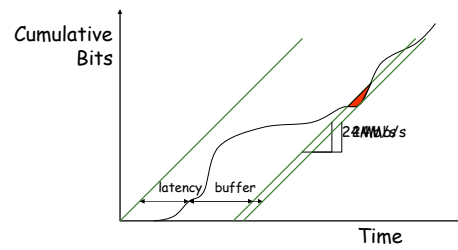
Nick McKeown

March 7, 2006

EECS122 Lecture 15 (AKP)

32

## Playback point adapts



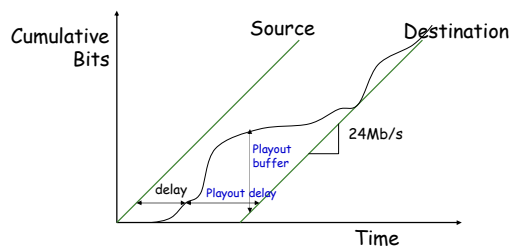
Nick McKeown

March 7, 2006

EECS122 Lecture 15 (AKP)

35

## Smooth out non-interactive traffic with a playback buffer

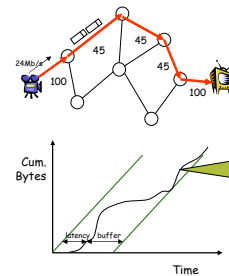


March 7, 2006

EECS122 Lecture 15 (AKP)

33

## The Playout buffer can grow quickly!



1. Has a maximum instantaneous rate of  $\leq 100\text{Mb/s}$
2. Has an average rate of  $\leq 24\text{Mb/s}$
3. Has a short-term average rate of  $\leq 45\text{Mb/s}$

Nick McKeown

March 7, 2006

EECS122 Lecture 15 (AKP)

36

## Streaming Stored Multimedia

Application-level streaming techniques for making the best out of best effort service:

- client side buffering
- use of UDP versus TCP
- multiple encodings of multimedia

### Media Player

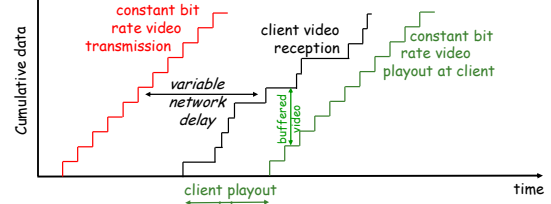
- jitter removal
- decompression
- error concealment
- graphical user interface w/ controls for interactivity

March 7, 2006

EECS122 Lecture 15 (AKP)

37

## Streaming Multimedia: Client Buffering



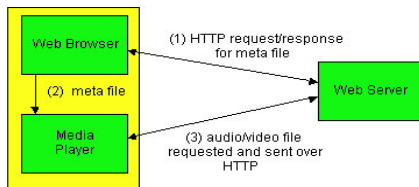
- Client-side buffering, playout delay compensate for network-added delay, delay jitter

March 7, 2006

EECS122 Lecture 15 (AKP)

40

## Streaming over HTTP



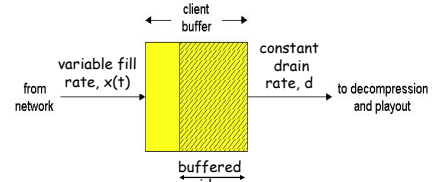
- browser GETs **metafile**
- browser launches player, passing metafile
- player contacts server
- server **streams** audio/video to player

March 7, 2006

EECS122 Lecture 15 (AKP)

38

## Streaming Multimedia: Client Buffering



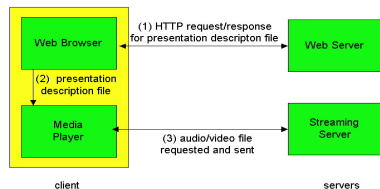
- Client-side buffering, playout delay compensate for network-added delay, delay jitter

March 7, 2006

EECS122 Lecture 15 (AKP)

41

## Streaming from a streaming server



- This architecture allows for non-HTTP protocol between server and media player
- Can also use UDP instead of TCP.

March 7, 2006

EECS122 Lecture 15 (AKP)

39

## Streaming Multimedia: UDP or TCP?

### UDP

- server sends at rate appropriate for client (oblivious to network congestion!)
  - often send rate = encoding rate = constant rate
  - then, fill rate = constant rate - packet loss
- short playout delay (2-5 seconds) to compensate for network delay jitter
- error recover: time permitting

### TCP

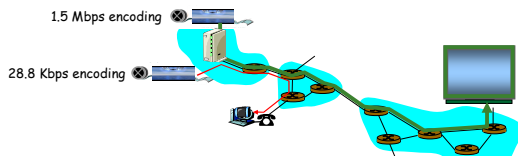
- send at maximum possible rate under TCP
- fill rate fluctuates due to TCP congestion control
- larger playout delay: smooth TCP delivery rate
- HTTP/TCP passes more easily through firewalls

March 7, 2006

EECS122 Lecture 15 (AKP)

42

## Streaming Multimedia: client rate(s)



**Q:** how to handle different client receive rate capabilities?

- 28.8 Kbps dialup
- 100Mbps Ethernet

**A:** server stores, transmits multiple copies of video, encoded at different rates

## Real-time interactive applications Example: Internet Telephony

- Examples
  - PC2PC Phone
  - instant messaging services are providing this
  - videoconference with Webcams
- Late packets are as good as lost!
- Call Set up: Session Initiation Protocol (SIP)
  - No network layer connection assumed
- Packets transported using Real Time Protocol (RTP)
- Most of the work done in the receiver...

## User Control of Streaming Media: RTSP

### HTTP

- Does not target multimedia content
- No commands for fast forward, etc.

### RTSP: RFC 2326

- Client-server application layer protocol.
- For user to control display: rewind, fast forward, pause, resume, repositioning, etc...

### What it doesn't do:

- does not define how audio/video is encapsulated for streaming over network
- does not restrict how streamed media is transported; it can be transported over UDP or TCP
- does not specify how the media player buffers audio/video

## SIP

- Session Initiation Protocol
- Comes from IETF
- SIP long-term vision
  - All telephone calls and video conference calls take place over the Internet
  - People are identified by names or e-mail addresses, rather than by phone numbers.
  - You can reach the callee, no matter where the callee roams, no matter what IP device the callee is currently using.

## RTSP (Real Time Streaming Protocol): Out of band control

### FTP uses an "out-of-band" control channel:

- A file is transferred over one TCP connection.
- Control information (directory changes, file deletion, file renaming, etc.) is sent over a separate TCP connection.
- The "out-of-band" and "in-band" channels use different port numbers.

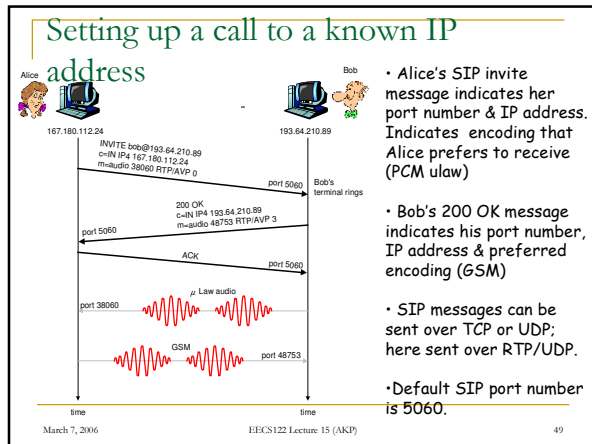
### RTSP messages are also sent out-of-band:

- RTSP control messages use different port numbers than the media stream: out-of-band.
  - Port 554
- The media stream is considered "in-band".

## SIP Services

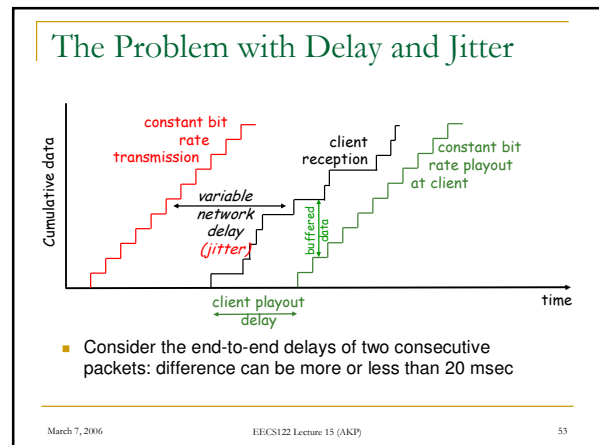
- Setting up a call
  - Provides mechanisms for caller to let callee know she wants to establish a call
  - Provides mechanisms so that caller and callee can agree on media type and encoding.
  - Provides mechanisms to end call.
- Determine current IP address of callee.
  - Maps mnemonic identifier to current IP address
- Call management
  - Add new media streams during call
  - Change encoding during call
  - Invite others
  - Transfer and hold calls





- ### Internet Phone: Packet Loss and Delay
- network loss: IP datagram lost due to network congestion (router buffer overflow)
  - delay loss: IP datagram arrives too late for playout at receiver
    - delays: processing, queuing in network; end-system (sender, receiver) delays
    - typical maximum tolerable delay: 400 ms
  - loss tolerance: depending on voice encoding, losses concealed, packet loss rates between 1% and 10% can be tolerated.
- March 7, 2006 EECS122 Lecture 15 (AKP) 52

- ### Setting up a call (more)
- Codec negotiation:
    - Suppose Bob doesn't have PCM ulaw encoder.
    - Bob will instead reply with 606 Not Acceptable Reply and list encoders he can use.
    - Alice can then send a new INVITE message, advertising an appropriate encoder.
  - Rejecting the call
    - Bob can reject with replies "busy," "gone," "payment required," "forbidden".
  - Media can be sent over RTP or some other protocol.
- March 7, 2006 EECS122 Lecture 15 (AKP) 50

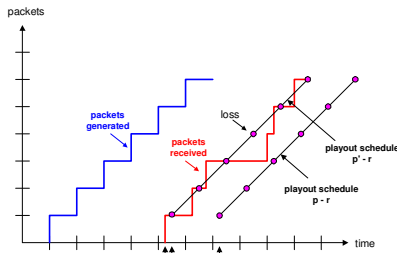


- ### Internet Phone Traffic Characteristics
- speaker's audio: alternating talk spurts, silent periods.
    - 64 kbps during talk spurt
  - pkts generated only during talk spurts
    - 20 msec chunks at 8 Kbytes/sec: 160 bytes data
  - application-layer header added to each chunk.
  - Chunk+header encapsulated into UDP segment.
  - application sends UDP segment into socket every 20 msec during talkspurt.
- March 7, 2006 EECS122 Lecture 15 (AKP) 51

- ### Internet Phone: Fixed Playout Delay
- Receiver attempts to playout each chunk exactly  $q$  msec after chunk was generated.
    - chunk has time stamp  $t$ : play out chunk at  $t+q$
    - chunk arrives after  $t+q$ : data arrives too late for playout, data "lost"
  - Tradeoff for  $q$ :
    - large  $q$ : less packet loss
    - small  $q$ : better interactive experience
- March 7, 2006 EECS122 Lecture 15 (AKP) 54

## Fixed Playout Delay

- Sender generates packets every 20 msec during talk spurt.
- First packet received at time  $r$
- First playout schedule: begins at  $p$
- Second playout schedule: begins at  $p'$



March 7, 2006

EECS122 Lecture 15 (AKP)

55

## Estimating Jitter

Suppose the network delay estimate when packet  $i$  arrives is  $D_i$ , but packet  $i$  itself is delayed by  $d_i$  time units.

The deviation from the estimate is  $|D_i - d_i|$ . The receiver maintains an estimate of this variation for each packet. This is  $J_i$ , its estimate of the jitter. Again, this is a moving average estimate.

When the first packet of a talkspurt is received, hold it in the buffer for  $K J_i$  time units to allow for time for more of the packets from the Talkspurt to arrive. Play the rest of the packets from that talkspurt out periodically...

March 7, 2006

EECS122 Lecture 15 (AKP)

58

## Adaptive Playout Delay, I

- **Goal:** minimize playout delay, keeping late loss rate low
- **Approach:** adaptive playout delay adjustment:
  - Estimate network delay, adjust playout delay at beginning of each talk spurt.
  - Silent periods compressed and elongated.
  - Chunks still played out every 20 msec during talk spurt.
  - Maintain average delay estimate at the receiver
    - Moving Average
  - Also, estimate jitter

March 7, 2006

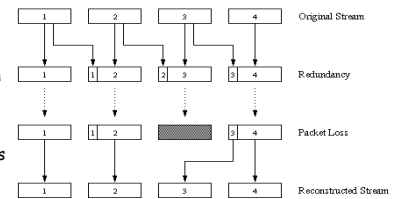
EECS122 Lecture 15 (AKP)

56

## Recovering from loss

### FEC scheme

- "piggyback lower quality stream"
- send lower resolution audio stream as the redundant information
- for example, nominal stream PCM at 64 kbps and redundant stream GSM at 13 kbps.



- Whenever there is non-consecutive loss, the receiver can conceal the loss.
- Can also append (n-1)st and (n-2)nd low-bit rate chunk

March 7, 2006

EECS122 Lecture 15 (AKP)

59

## Marking Talkspurts

**Q:** How does receiver determine whether packet is first in a talkspurt?

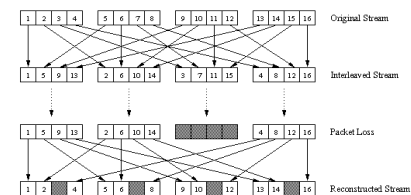
- If no loss, receiver looks at successive timestamps.
  - difference of successive stamps > 20 msec --> talk spurt begins.
- With loss possible, receiver must look at both time stamps and sequence numbers.
  - difference of successive stamps > 20 msec **and** sequence numbers without gaps --> talk spurt begins.

March 7, 2006

EECS122 Lecture 15 (AKP)

57

## Another approach to recover from loss



### Interleaving

- chunks are broken up into smaller units
- for example, 4.5 msec units per chunk
- Packet contains small units from different chunks
- if packet is lost, still have most of every chunk
- has no redundancy overhead
- but adds to playout delay

March 7, 2006

EECS122 Lecture 15 (AKP)

60

## Real-Time Protocol (RTP)

- RTP specifies a packet structure for packets carrying audio and video data
- RFC 1889.
- RTP packet provides
  - payload type identification
  - packet sequence numbering
  - timestamping
- RTP runs in the end systems.
- RTP packets are encapsulated in UDP segments
- Interoperability: If two Internet phone applications run RTP, then they may be able to work together

March 7, 2006

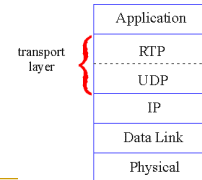
EECS122 Lecture 15 (AKP)

61

## RTP runs on top of UDP

RTP libraries provide a transport-layer interface that extend UDP:

- port numbers, IP addresses
- payload type identification
- packet sequence numbering
- time-stamping



March 7, 2006

EECS122 Lecture 15 (AKP)

64

## RTP Header



**Payload Type (7 bits):** Indicates type of encoding currently being used. If sender changes encoding in middle of conference, sender informs the receiver through this payload type field.

- Payload type 0: PCM mu-law, 64 kbps
- Payload type 3, GSM, 13 kbps
- Payload type 7, LPC, 2.4 kbps
- Payload type 26, Motion JPEG
- Payload type 31, H.261
- Payload type 33, MPEG2 video

**Sequence Number (16 bits):** Increments by one for each RTP packet sent, and may be used to detect packet loss and to restore packet sequence.

March 7, 2006

EECS122 Lecture 15 (AKP)

62

## RTP Example

- Consider sending 64 kbps PCM-encoded voice over RTP.
- Application collects the encoded data in chunks, e.g., every 20 msec = 160 bytes in a chunk.
- The audio chunk along with the RTP header form the RTP packet, which is encapsulated into a UDP segment.
- RTP header indicates type of audio encoding in each packet
  - sender can change encoding during a conference.
- RTP header also contains sequence numbers and timestamps.

March 7, 2006

EECS122 Lecture 15 (AKP)

65

## RTP Header (2)

- **Timestamp field (32 bytes long).** Reflects the sampling instant of the first byte in the RTP data packet.
  - For audio, timestamp clock typically increments by one for each sampling period (for example, each 125 usecs for a 8 KHz sampling clock)
  - if application generates chunks of 160 encoded samples, then timestamp increases by 160 for each RTP packet when source is active. Timestamp clock continues to increase at constant rate when source is inactive.
- **SSRC field (32 bits long).** Identifies the source of the RTP stream. Each stream in a RTP session should have a distinct SSRC.

March 7, 2006

EECS122 Lecture 15 (AKP)

63

## Internet Multimedia: bag of tricks

- **use UDP** to avoid TCP congestion control (delays) for time-sensitive traffic
- client-side **adaptive playout delay**: to compensate for delay
- server side **matches stream bandwidth** to available client-to-server path bandwidth
  - chose among pre-encoded stream rates
  - dynamic server encoding rate
- error recovery (on top of UDP)
  - FEC, interleaving
  - retransmissions, time permitting
  - conceal errors: repeat nearby data
- Has to be VERY application specific...

March 7, 2006

EECS122 Lecture 15 (AKP)

66

## Conclusions

- QoS at the network layer has been studied extensively but implementation has been slow
- Non-Interactive Multimedia applications can be built effectively on today's infrastructure
- Interactive Applications can be deployed at small scale but may ultimately be the reason QoS is more widely deployed