

**Computer Science 162**  
**Sam Kumar**  
**University of California, Berkeley**  
**Quiz 1**  
**July 6, 2020**

|            |  |
|------------|--|
| Name       |  |
| Student ID |  |

---

This is an open-book exam. You may access existing materials, including online materials (such as the course website). During the quiz, you may **not** communicate with other people regarding the quiz questions or answers in any capacity. For example, posting to a forum asking for help is prohibited, as is sharing your exam questions or answers with other people (or soliciting this information from them).

You have 80 minutes to complete it. If there is something in a question that you believe is open to interpretation, please make a private post on Piazza asking for clarification. If you run into technical issues during the quiz, join our open Zoom call and we will try to help you out. The final page is for reference.

We will overlook minor syntax errors in grading coding questions. You do not have to add the necessary `#include` statements at the top.

**Grade Table (for instructor use only)**

|           |   |    |    |    |    |    |   |       |
|-----------|---|----|----|----|----|----|---|-------|
| Question: | 1 | 2  | 3  | 4  | 5  | 6  | 7 | Total |
| Points:   | 1 | 15 | 10 | 10 | 18 | 26 | 0 | 80    |
| Score:    |   |    |    |    |    |    |   |       |

---

1. (1 point) Please check the boxes next to the following statements after you have read through and agreed with them.

- ✓ I will complete this quiz with integrity, doing the work entirely on my own.
- ✓ I will NOT attempt to obtain answers or partial answers from any other people.
- ✓ I will NOT post questions about this quiz on online platforms such as StackOverflow.
- ✓ I will NOT discuss any information about this quiz until 24 hours after it is over.
- ✓ I understand the consequences of violating UC Berkeley's Code of Student Conduct.

2. (15 points) **Operating System Concepts**

Choose **either** True or False for the questions below. You do not need to provide justifications. **Each student received 15 questions, chosen randomly from the ones below.**

- (a) (1 point) The processor can be switched to kernel mode during execution of a user process, if the user process issues a system call.  
 True  
 False
- (b) (1 point) The processor can be switched to kernel mode during execution of a user process, *without* the user process issuing a system call.  
 True  
 False
- (c) (1 point) The number of threads in the system may exceed the number of CPU cores.  
 True  
 False
- (d) (1 point) To safely process system calls, the kernel *must* maintain a separate stack in the kernel for each thread in each user process.  
 True  
 False
- (e) (1 point) When a process issues a system call in Pintos, the kernel must change the active page table (i.e., update the page table base register) so that the system call handler can access kernel memory.  
 True  
 False
- (f) (1 point) Different threads within the same process share the same stack.  
 True  
 False
- (g) (1 point) A thread can overwrite the stack of another thread in the same process.  
 True  
 False
- (h) (1 point) Different threads within the same process share the same heap.  
 True  
 False
- (i) (1 point) On a multi-core system, different threads within the same process may simultaneously run on different cores.  
 True  
 False
- (j) (1 point) The `execve` system call creates a new process.  
 True  
 False
- (k) (1 point) A successful call to `fork` is *guaranteed* to return different values in the parent and child processes.

- True  
 False
- (l) (1 point) A child process can call `wait` to wait for its parent to exit.  
 True  
 False
- (m) (1 point) The `execve` system call closes any open file descriptors in the calling process before executing the new program.  
 True  
 False
- (n) (1 point) When a process issues a system call, the processor uses the type of the system call (e.g., `open` vs. `read` vs. `write`) to determine which element of the interrupt vector table to dispatch to.  
 True  
 False
- (o) (1 point) Every successful call to `fread` *necessarily* results in a `read` system call.  
 True  
 False
- (p) (1 point) Every successful call to `fclose` *necessarily* results in a `close` system call.  
 True  
 False
- (q) (1 point) If a process allocates memory with `malloc` but exits without `freeing` it, then the allocated memory remains unavailable to other processes until the system is rebooted.  
 True  
 False
- (r) (1 point) On a successful call to `open`, the returned file descriptor number is *guaranteed* to be unique across all active file descriptors in all threads/processes in the system.  
 True  
 False
- (s) (1 point) On a successful call to `fork`, the returned child PID is *guaranteed* to be unique across all PIDs of running processes in the system.  
 True  
 False
- (t) (1 point) When a process reads a file using a `FILE*`, the file data is buffered twice, once by the kernel and again in the process address space.  
 True  
 False
- (u) (1 point) In a Unix-like operating system, a process can use the same two system calls, `read` and `write`, for interacting with files, pipes, and sockets.  
 True  
 False

- (v) (1 point) Processes on *different* systems may communicate over the network using sockets.
- True
- False
- (w) (1 point) Processes on *the same* system may communicate using sockets.
- True
- False
- (x) (1 point) An RPC client can communicate with a server by calling `read` and `write` on the socket returned by the `socket` system call.
- True
- False
- (y) (1 point) An RPC server can communicate with a client by calling `read` and `write` on the socket returned by the `socket` system call.
- True
- False

3. (10 points) **Operating System Abstractions**

For each question below, select **all** of the choices that apply. You should assume:

- Calls to `open`, `fopen`, `fork`, `pthread_create`, `malloc`, and `realloc` always succeed.
- Calls to `read`, `write`, `dup`, and `dup2` succeed **if a valid file descriptor is provided**.
- The necessary header files from the C standard library are `#included`.
- Before each program is run, `file.txt` is an empty file.
- All threads *eventually* make progress. Make no other assumptions about the scheduler.

- (a) (2 points) Which of the following could be the contents of `file.txt` after all processes of the program below terminate?

```
int main(int argc, char** argv) {
    if (fork() == 0) {
        int fd1 = open("file.txt", O_WRONLY);
        write(fd1, "a", 1);
    } else {
        int fd2 = open("file.txt", O_WRONLY);
        write(fd2, "b", 1);
    }
}
```

(empty)    a    b    aa    ab    ba    bb

- (b) (2 points) Which of the following could be the contents of `file.txt` after all processes of the program below terminate?

```
char buffer;
int main(int argc, char** argv) {
    int fd = open("file.txt", O_WRONLY);
    if (fork() == 0) {
        buffer = 'a';
    } else {
        buffer = 'b';
    }
    write(fd, &buffer, 1);
}
```

(empty)    a    b    aa    ab    ba    bb

- (c) (2 points) Which of the following could be the contents of `file.txt` after the program below terminates?

```
int fd;
void* helper(void* arg) {
    write(fd, "a", 1);
}
int main(int argc, char** argv) {
    fd = open("file.txt", O_WRONLY);
    pthread_t thread;
    pthread_create(&thread, NULL, helper, NULL);
    write(fd, "b", 1);
}
```

(empty)    a    b    aa    ab    ba    bb

- (d) (2 points) Which of the following could be the contents of `file.txt` after the program below terminates?

```
int fd;
void* helper(void* arg) {
    write(fd, "a", 1);
    pthread_exit(NULL);
}
int main(int argc, char** argv) {
    fd = open("file.txt", O_WRONLY);
    pthread_t thread;
    pthread_create(&thread, NULL, helper, NULL);
    write(fd, "b", 1);
    pthread_exit(NULL);
}
```

(empty)    a    b    aa    ab    ba    bb

- (e) (2 points) Which of the following could be the contents of `file.txt` after the program below terminates?

```
int fd;
char buffer;
void* helper(void* arg) {
    buffer = 'a';
    write(fd, &buffer, 1);
    pthread_exit(NULL);
}
int main(int argc, char** argv) {
    fd = open("file.txt", O_WRONLY);
    pthread_t thread;
    pthread_create(&thread, NULL, helper, NULL);
    buffer = 'b';
    write(fd, &buffer, 1);
    pthread_exit(NULL);
}
```

(empty)    a    b    aa    ab    ba    bb

4. (10 points) **Short Answer**

Answer the following questions. **Each student received 5 questions, taken from the ones below.**

- (a) (2 points) List a disadvantage of the POSIX File I/O abstraction on a single-node system (i.e., non-distributed system).

**Solution:** Its interface requires data to be copied from the kernel into the process' address space. We discussed this in class in the context of "kernel buffering." For high-performance applications, (e.g., reading data over the network at high speed), this copy can become a bottleneck. Instead, zero-copy solutions, which typically use a different interface, are necessary to take full advantage of the hardware's performance.

- (b) (2 points) When might it be appropriate to use FILE\* instead of file descriptors?

**Solution:** If the application reads a few bytes at a time, then using FILE\* would be more appropriate. Using file descriptors directly could lead to significant overhead from system calls. Using FILE\*, data is copied in *large* chunks into a buffer in the process' address space, meaning that system calls are issued more rarely. For each read, the application merely makes a function call to copy bytes out of the buffer in the process' address space, which is significantly cheaper than issuing a system call.

- (c) (2 points) Suppose you are writing an OS for a processor that supports paged address translation but not dual-mode operation. Is it possible to protect processes from each other and the kernel from buggy/malicious processes? Explain.

**Solution:** No. Because there is no dual mode operation, a buggy/malicious process could reconfigure the hardware's address translation to give itself access to other processes' or the OS' memory, making protection impossible.

- (d) (2 points) In Project 0, you saw that when a user program in Pintos is started, it begins executing in `_start`, which calls `main`. What problems might occur if we just started the user process at the beginning of `main`, without using `_start`?

**Solution:** If the user process were started directly at the beginning of `main`, then the program would not cleanly exit when `main` returns. It would return into the dummy return address provided by the OS, likely resulting in a segmentation fault, instead of issuing an `exit` system call. In contrast, `_start` calls `main`, and if `main` returns, it issues an `exit` system call.

- (e) (2 points) What is the role of DNS in RPC?

**Solution:** There are two possible answers here. One is that DNS is used as the *binding* step in RPC, allowing the client to resolve the server's hostname to an IP address. The other acceptable answer is that DNS can be understood as using RPCs—the DNS resolver makes RPC calls to each name server.

- (f) (2 points) Does it ever make sense to make an RPC to a local process on the same machine, as opposed to a remote process on a different machine? Explain.

**Solution:** Yes. It allows one process (the client) to ask another process on the same system to perform a service for it. As discussed in class, this potentially allows services traditionally provided by the kernel to instead be provided by other processes, providing greater modularity.

- (g) (2 points) Suppose that a process has multiple connections open to the same server, obtained by making multiple calls to `connect`. When the OS receives data (e.g., a packet) from the server, how does it know which connection it belongs to?

**Solution:** A connection is determined by five variables: client address, client port, server address, server port, and protocol. Although the client address and server address are the same, the OS can use one of the three other variables to determine which connection each packet belongs to. For example, even if both connections are TCP connections to the same server-side port, the OS will use the client port to disambiguate the connections.

- (h) (2 points) Explain why calling `fork` in a program that uses `FILE*` might lead to unexpected results. What operation can we call on each `FILE*` to prevent this from occurring?

**Solution:** The underlying open file description will be aliased between the two processes, but the buffer will be copied. This could potentially cause the contents of the buffer at the time of the `fork` to be written twice, once by each process. We can call `fflush` to discard the buffer's contents before calling `fork` to avoid these problems.



5. (18 points) **System Programming**

- (a) (2 points) In the 32-bit x86 assembly below, the function `foo` intends to make the function call `bar(1, 2, 3)`. Fill in **one** of the lines below with a single assembly instruction, so that the function call to `bar` is made with a properly aligned stack. **Leave the other lines blank.** You may assume that the stack was properly aligned when calling `foo`.

```
foo:
    pushl %ebp

    _____

    movl %esp, %ebp

    subl $12, %esp
    _____
    pushl $3
    pushl $2
    pushl $1

    _____

    call bar
    leave
    ret
```

**Commentary:**

Some students were given variants of this question where a different number of arguments were used when calling `bar`. If four arguments were used, then the instruction should be `subl $8, %esp`, and if one argument was used, then the instruction should be `subl $4, %esp`.

- (b) (10 points) Write the function `void run(void)` that invokes the program `/bin/foo` and the program `/bin/bar` as follows:
- `foo` should read its standard input from the file `input.txt`.
  - `bar` should write its standard output to the file `output.txt`.
  - `foo`'s standard output should be redirected into the standard input of `bar`.

**For this problem, you may assume that all system calls succeed when provided with valid arguments; for simplicity, you need not check return values to handle error cases. You do not have to add the necessary `#include` statements at the top.** Where possible, you should make sure to close *all* file descriptors that you create once they are no longer necessary. `run` should return after spawning the two processes, without waiting for them to complete.

**Solution:**

```
void run(void) {
    int ifd = open("input.txt", O_RDONLY);
    int ofd = open("output.txt", O_WRONLY);
    int pfd[2];
    pipe(pfd);
    if (fork() == 0) {
        dup2(ifd, STDIN_FILENO);
        dup2(pfd[1], STDOUT_FILENO);
        close(ifd);
        close(ofd);
        close(pfd[0]);
        close(pfd[1]);
        execl("/bin/foo", "/bin/foo");
    }
    if (fork() == 0) {
        dup2(ofd, STDOUT_FILENO);
        dup2(pfd[0], STDIN_FILENO);
        close(ifd);
        close(ofd);
        close(pfd[0]);
        close(pfd[1]);
        execl("/bin/bar", "/bin/bar");
    }
    close(ifd);
    close(ofd);
    close(pfd[0]);
    close(pfd[1]);
}
```

**Commentary:**

The trickiest part of this solution is remembering to close all opened file descriptors before the `exec` calls in each child process. This is especially important for the pipe system calls, so that EOF is propagated as expected if the first process closes its `stdout` or the second process closes its `stdin`. It was possible to receive 9 out of 10 points for this question even if no file descriptors are closed.

- (c) (6 points) Implement `write_all`, a function that writes the contents of `buffer` to the file descriptor `fd`. It should write all `len` bytes, unless an error occurs. It should return `-1` if there was an error, or otherwise the number of bytes written (which should be `len`). Where possible, you must avoid making a separate system call for each byte of the buffer. **Remember that `write` may return short, so use a loop as appropriate. You do not have to add the necessary `#include` statements at the top.**

**Solution:**

```
ssize_t write_all(int fd, char* buffer, size_t len) {
    ssize_t total_written = 0;
    ssize_t rv;
    while ((rv = write(fd, &buffer[total_written],
        len - total_written)) > 0) {
        total_written += rv;
    }

    if (rv == -1) {
        return -1;
    }

    return total_written;
}
```

6. (26 points) **Remote Procedure Calls**

An RPC server's main function is as follows:

```
int main(int argc, char **argv) {
    struct addrinfo *server = setup_address(argv[1]);
    if (server == NULL) {
        return 1;
    }
    int server_socket = socket(server->ai_family, server->ai_socktype,
                              server->ai_protocol);
    if (server_socket == -1) {
        return 1;
    }
    if (bind(server_socket, server->ai_addr, server->ai_addrlen) == -1) {
        return 1;
    }
    if (listen(server_socket, 50) == -1) {
        return 1;
    }
    run_service(server_socket);
    return 0;
}
```

The `run_service` function is intended to receive and process client requests in a loop. Currently, the `run_service` function creates a new process to serve each client, as follows:

```
void run_service(int server_socket) {
    for (;;) {
        int client_socket = accept(server_socket, NULL, NULL);
        if (client_socket == -1) {
            return;
        }
        if (fork() == 0) {
            close(server_socket);
            serve_client(client_socket);
            exit(0);
        } else {
            close(client_socket);
        }
    }
}
```

- (a) (3 points) Suppose that the server has handled  $n$  RPCs from clients. How many times has the server called `socket`, `bind`, `listen`, `connect`, and `accept`? (List a count for each one.)

**Solution:**

```
socket: 1
bind: 1
listen: 1
connect: 0
accept: n
```

- (b) (1 point) Would deleting the line `close(server_socket);` result in a resource leak? Explain.

**Solution:** No, it would not result in a resource leak. When each child exits, the OS will close all open file descriptors in the child process, including this. It is acceptable to rely on this to close the file descriptor because the child process is short-lived; it exits when the connection is closed.

- (c) (1 point) Would deleting the line `close(client_socket);` result in a resource leak? Explain.

**Solution:** Yes, it would result in a resource leak. Each time a connection is handled, a new file descriptor is opened by the call to `accept`, and these open file descriptors accumulate in the server process. It is not acceptable to rely on the parent process to exit to close these file descriptors because the parent process is long-lived.

- (d) (2 points) Suppose that, instead of handling each RPC call in a separate process, we handle each RPC call in a separate thread, within the same process.

- i. (1 point) Should the child thread execute `close(server_socket)`? Explain.

**Solution:** No, because doing so would also close the socket in the parent thread. Threads within the same process share the same table of open file descriptors in the kernel.

- ii. (1 point) Should the parent thread execute `close(client_socket)`? Explain.

**Solution:** No, because doing so would also close the socket in the child thread. Threads within the same process share the same table of open file descriptors in the kernel.

- (e) (3 points) What might be a reason to create a *thread*, rather than a *process*, for each RPC call?

**Solution:** Threads would be more performant (less overhead to switch threads than to switch processes).

- (f) (3 points) Is there any benefit to using a *process* for each RPC call, rather than a *thread*? Explain.

**Solution:** Processes isolate the individual RPC calls.

- (g) (6 points) Implement a new version of `run_service` such that a new process is still created to serve each client, but the maximum number of clients being served at a time is at most 10. You do not have to add the necessary `#include` statements at the top.

**Solution:**

```
void run_service(int server_socket) {
    int num_children = 0;
    for (;;) {
        int client_socket = accept(server_socket, NULL, NULL);
        if (client_socket == -1) {
            return;
        }
        if (num_children == 10) {
            wait(NULL);
        } else {
            num_children++;
        }
        pid_t child = fork();
        if (child == 0) {
            close(server_socket);
            serve_client(client_socket);
            return 0;
        } else if (child > 0) {
            close(client_socket);
        } else {
            return;
        }
    }
}
```

- (h) (6 points) We would like to extend this RPC server by adding support for a new operation, `char* get_student_info(uint32_t);`. This function takes in one argument, the Student

ID (represented as a `uint32_t`). Its return value is the student's email address as a string.

- i. (3 points) Write the function

```
void marshal_student_info(char* email_addr, int sock_fd);
```

which marshals the student's email address and writes it to the connection socket. You may assume that `email_addr` is provided to `marshal_student_info` as a null-terminated string, and you may use your `write_all` implementation from earlier in the exam if it is useful. Assume that no error will occur when writing to the socket (i.e., you may omit error handling for simplicity). You do not have to add the necessary `#include` statements at the top.

**Solution:**

```
void marshal_student_info(const char* email_addr, int sock_fd) {  
    uint32_t len = strlen(email_addr);  
    len = htonl(len);  
    write_all(sock_fd, &len, sizeof(len));  
    write_all(sock_fd, email_addr, strlen(email_addr));  
}
```

- ii. (2 points) Should `marshal_student_info` be called by the server stub or client stub? Explain.











**Solution:** It should be called by server stub, because it is marshalling the return value of the RPC call, which is destined for the client.

- iii. (2 points) After the connection is set up, is there any other data that the client should send to the server other than the Student ID? Explain.

**Solution:** Yes. The client should send an identifier for the `get_student_info` function to indicate to the server that that is the function that the client intends to call.

7. (0 points) **Optional Questions**

(a) (0 points) Having finished the exam, how do you feel about it? Check **all** that apply:

- 
- 
- 
- 
- 
- 
- 
- 
- 
- 
- Other (please draw):

(b) (0 points) If there's anything you'd like to tell the course staff (e.g., feedback about the class or exam, suspicious activity during the exam, new logo suggestions, etc.) you can write it on this page.



```

/***** Threads *****/
int pthread_create(pthread_t *thread, const pthread_attr_t *attr,
                  void *(*start_routine) (void *), void *arg);
int pthread_join(pthread_t thread, void **retval);
int pthread_mutex_init(pthread_mutex_t *restrict mutex,
                       const pthread_mutexattr_t *restrict attr);
int pthread_mutex_lock(pthread_mutex_t *mutex);
int pthread_mutex_unlock(pthread_mutex_t *mutex);
int pthread_cond_init(pthread_cond_t *cond, pthread_condattr_t *cond_attr);
int pthread_cond_signal(pthread_cond_t *cond);
int pthread_cond_broadcast(pthread_cond_t *cond);
int pthread_cond_wait(pthread_cond_t *cond, pthread_mutex_t *mutex);
int sem_init(sem_t *sem, int pshared, unsigned int value);
int sem_post(sem_t *sem);
int sem_wait(sem_t *sem);
/***** Processes *****/
pid_t fork(void);          pid_t wait(int *status);
pid_t waitpid(pid_t pid, int *status, int options);
int execv(const char *path, char *const argv[]);
void exit(int status);
/***** High-Level I/O *****/
FILE *fopen(const char *path, const char *mode);
FILE *fdopen(int fd, const char *mode);
size_t fread(void *ptr, size_t size, size_t nmemb, FILE *stream);
size_t fwrite(const void *ptr, size_t size, size_t nmemb, FILE *stream);
int fclose(FILE *stream);
/***** Low-Level I/O *****/
int open(const char *pathname, int flags); (O_APPEND|O_CREAT|O_TMPFILE|O_TRUNC)
ssize_t read(int fd, void *buf, size_t count);
ssize_t write(int fd, const void *buf, size_t count);
int dup(int oldfd);
int dup2(int oldfd, int newfd);
int pipe(int pipefd[2]);
int close(int fd);
/***** Pintos Lists *****/
void list_init(struct list *list);
struct list_elem *list_begin(struct list *list);
struct list_elem *list_next(struct list_elem *elem);
struct list_elem *list_end(struct list *list);
void list_insert(struct list_elem *before, struct list_elem *elem);
void list_push_front(struct list *list, struct list_elem *elem);
void list_push_back(struct list *list, struct list_elem *elem);
struct list_elem *list_remove(struct list_elem *elem);
struct list_elem *list_pop_front(struct list *list);
struct list_elem *list_pop_back(struct list *list);
bool list_empty(struct list *list);
#define list_entry(LIST_ELEM, STRUCT, MEMBER) ...

```