Conceptual Design and The Entity-Relationship Model

CS 186 Spring 2006
Lectures 19 & 20
R &G - Chapter 2

A relationship, I think, is like a shark, you know? It has to constantly move forward or it dies. And I think what we got on our hands is a dead shark.

Woody Allen (from Annie Hall, 1979)

Steps in Database Design

- Requirements Analysis
  - user needs; what must database do?
- Conceptual Design
  - high level descr (often done w/ER model)
- Logical Design
  - translate ER into DBMS data model
- Schema Refinement
  - consistency, normalization
- Physical Design - indexes, disk layout
- Security Design - who accesses what, and how

Databases Model the Real World

- **"Data Model" allows us to translate real world things into structures computers can store**
- **Many models: Relational, E-R, O-O, Network, Hierarchical, etc.**
- **Relational**
  - Rows & Columns
  - Keys & Foreign Keys to link Relations

Enrolled

sid	cid	grade
53666	Carnatic101	C
53666	Reggae203	B
53650	Topology112	A
53666	History105	B

Students

sid	name	login	age	gpa
53666	Jones	jones@cs	18	3.4
53688	Smith	smith@eecs	18	3.2
53650	Smith	smith@math	19	3.8

Conceptual Design

- What are the *entities* and *relationships* in the enterprise?
- What information about these entities and relationships should we store in the database?
- What are the *integrity constraints* or *business rules* that hold?
- A database `schema' in the ER Model can be represented pictorially (*ER diagrams*).
- Can then map an ER diagram into a relational schema.

ER Model Basics

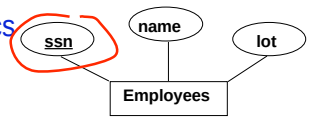

- *Entity:* Real-world object, distinguishable from other objects. An entity is described using a set of *attributes*.
- *Entity Set*: A collection of similar entities. E.g., all employees.
  - All entities in an entity set have the same set of attributes. (Until we consider hierarchies, anyway!)
  - Each entity set has a *key (underlined)*.
  - Each attribute has a *domain*.

ER Model Basics (Contd.)

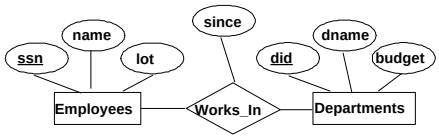

- ***Relationship*: Association among two or more entities. E.g., Attishoo works in Pharmacy department.**
  - relationships can have their own attributes.
- ***Relationship Set*: Collection of similar relationships.**
  - An *n*-ary relationship set *R* relates *n* entity sets $E_1 \ldots E_n$; each relationship in *R* involves entities $e_1 \in E_1, \ldots, e_n \in E_n$

ER Model Basics (Cont.)

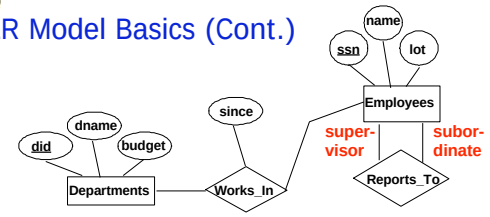

- Same entity set can participate in different relationship sets, or in different "roles" in the same set.

Key Constraints

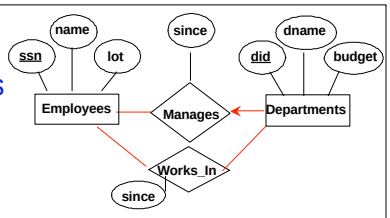

An employee can work in many departments; a dept can have many employees.

In contrast, each dept has at most one manager, according to the *key constraint* on Manages.

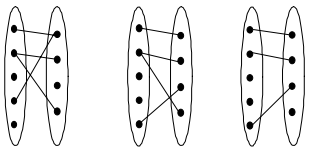

Many-to-Many 1-to Many 1-to-1

Participation Constraints

- **Does every employee work in a department?**
- **If so, this is a *participation constraint***
  - the participation of Employees in Works_In is said to be *total* (vs. *partial*)
  - What if every department has an employee working in it?
- **Basically means "at least one"**

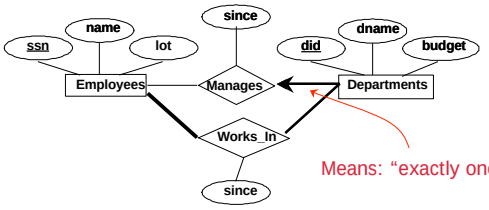

Means: "exactly one"

Weak Entities

A *weak entity* can be identified uniquely only by considering the primary key of another (*owner*) entity.

- Owner entity set and weak entity set must participate in a one-to-many relationship set (one owner, many weak entities).
- Weak entity set must have total participation in this *identifying* relationship set.

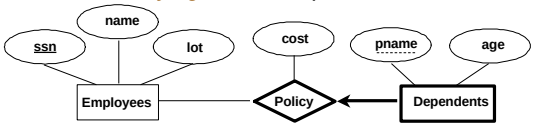

Weak entities have only a "partial key" (dashed underline)

Binary vs. Ternary Relationships

If each policy is owned by just 1 employee:

Key constraint on Policies would mean policy can only cover 1 dependent!

- **Think through *all* the constraints in the 2nd diagram!**

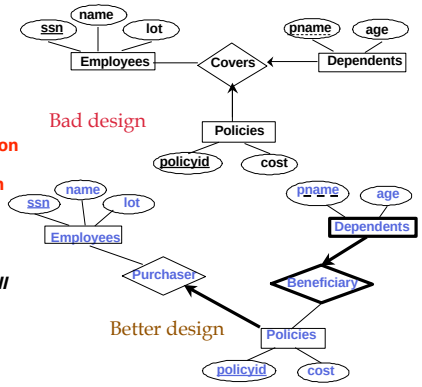

Binary vs. Ternary Relationships (Contd.)

- Previous example illustrated a case when two binary relationships were better than one ternary.
- An example in the other direction: a ternary relation Contracts relates entity sets Parts, Departments and Suppliers, and has descriptive attribute *quantity*.
  - No combination of binary relationships is an adequate substitute.

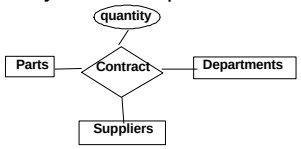

Binary vs. Ternary Relationships (Contd.)

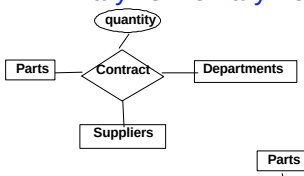

VS.

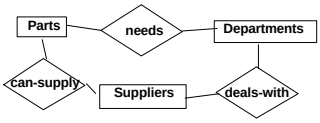

- S "can-supply" P, D "needs" P, and D "deals-with" S does not imply that D has agreed to buy P from S.
- How do we record *qty*?

Aggregation

Used to model a relationship involving a *relationship set*.

Allows us to treat a relationship set as an entity set for purposes of participation in (other) relationships.

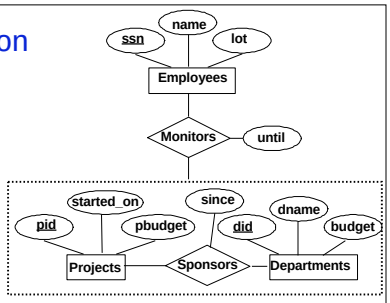

Aggregation vs. ternary relationship?

- Monitors is a distinct relationship, with a descriptive attribute.
- Also, can say that each sponsorship is monitored by at most one employee.

ISA (`is a') Hierarchies

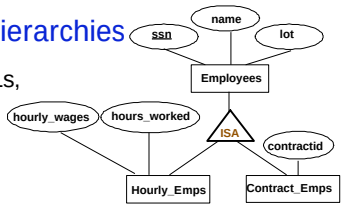

- As in C++, or other PLs, attributes are inherited.
- If we declare A **ISA** B, every A entity is also considered to be a B entity.

- ***Overlap constraints*: Can Simon be an Hourly_Emps as well as a Contract_Emps entity? (*Allowed/disallowed*)**
- ***Covering constraints*: Does every Employees entity also have to be an Hourly_Emps or a Contract_Emps entity? (*Yes/no*)**
- **Reasons for using ISA:**
  - To add descriptive attributes specific to a subclass.
    - i.e. not appropriate for all entities in the superclass
  - To identify entities that participate in a particular relationship
    - i.e., not all superclass entities participate

Review - Our Basic ER Model

- **Entities and Entity Set (boxes)**
- **Relationships and Relationship sets (diamonds)**
  - binary
  - n-ary
- **Key constraints (1-1,1-M, M-M, arrows on 1 side)**
- **Participation constraints (bold for Total)**
- **Weak entities - require strong entity for key**
- **Aggregation - an alternative to n-ary relationships**
- **Isa hierarchies - abstraction and inheritance**

Conceptual Design Using the ER Model

- **ER modeling *can* get tricky!**
- **Design choices:**
  - Should a concept be modeled as an entity or an attribute?
  - Should a concept be modeled as an entity or a relationship?
  - Identifying relationships: Binary or ternary? Aggregation?
- **Note constraints of the ER Model:**
  - A lot of data semantics can (and should) be captured.
  - But some constraints cannot be captured in ER diagrams.
    - We'll refine things in our logical (relational) design

Entity vs. Attribute

- **Should *address* be an attribute of Employees or an entity (related to Employees)?**
- **Depends upon how we want to use address information, and the semantics of the data:**
  - If we have several addresses per employee, *address* must be an entity (since attributes cannot be set-valued).
  - If the structure (city, street, etc.) is important, *address* must be modeled as an entity (since attribute values are atomic).

Entity vs. Attribute (Cont.)

- **Works_In2 does not allow an employee to work in a department for two or more periods.**
- **Similar to the problem of wanting to record several addresses for an employee: we want to record *several values of the descriptive attributes for each instance of this relationship.***

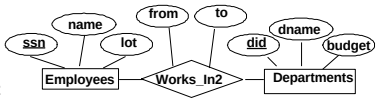

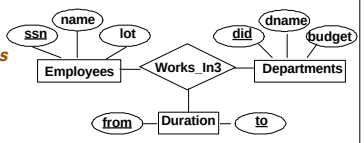

Entity vs. Relationship

OK as long as a manager gets a separate discretionary budget (*dbudget*) for each dept.

What if manager's *dbudget* covers *all* managed depts?

(can repeat value, but such redundancy is problematic)

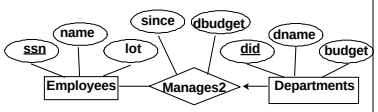

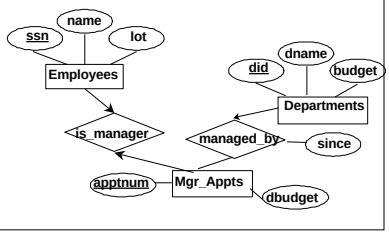

These things get pretty hairy!

- **Many E-R diagrams cover entire walls!**
- **A modest example:**

A Cadastral E-R Diagram

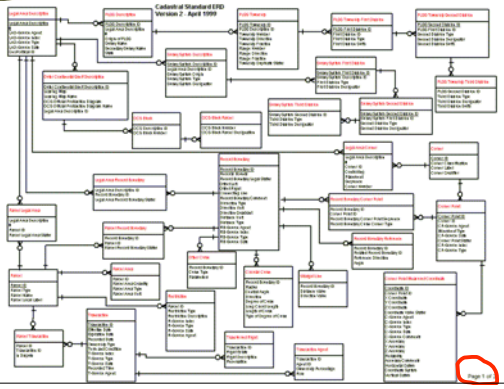

A Cadastral E-R Diagram

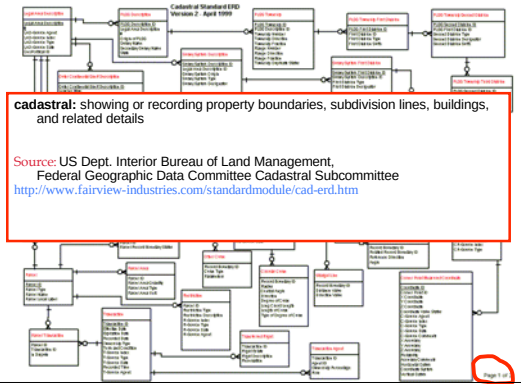

cadastral: showing or recording property boundaries, subdivision lines, buildings, and related details

Source: US Dept. Interior Bureau of Land Management, Federal Geographic Data Committee Cadastral Subcommittee
http://www.fairview-industries.com/standardmodule/cad-erd.htm

Logical DB Design: ER to Relational

- Entity sets to tables.

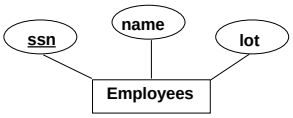

ssn	name	lot
123-22-3666	Attishoo	48
231-31-5368	Smiley	22
131-24-3650	Smethurst	35

```
CREATE TABLE Employees
 (ssn CHAR(11),
  name CHAR(20),
  lot  INTEGER,
  PRIMARY KEY  (ssn))
```

Relationship Sets to Tables

- In translating a many-to-many relationship set to a relation, attributes of the relation must include:
  1) Keys for each participating entity set (as foreign keys). This set of attributes forms a *superkey* for the relation.
  2) All descriptive attributes.

```
CREATE TABLE Works_In(
  ssn  CHAR(1),
  did  INTEGER,
  since  DATE,
  PRIMARY KEY (ssn, did),
  FOREIGN KEY (ssn)
    REFERENCES Employees,
  FOREIGN KEY (did)
    REFERENCES Departments)
```

ssn	did	since
123-22-3666	51	1/1/91
123-22-3666	56	3/3/93
231-31-5368	51	2/2/92

Review: Key Constraints

- **Each dept has at most one manager, according to the *key constraint* on Manages.**

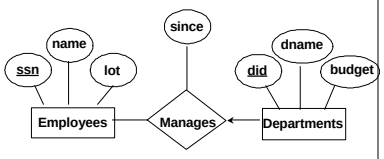

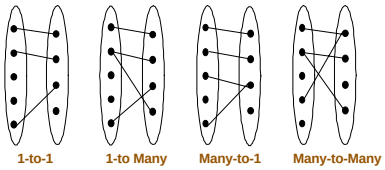

Translation to relational model?

Translating ER with Key Constraints

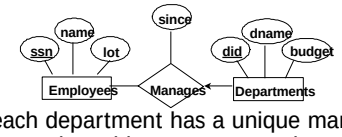

- Since each department has a unique manager, we could instead combine Manages and Departments.

```
CREATE TABLE  Manages(
 ssn  CHAR(11),
 did  INTEGER,
 since  DATE,
 PRIMARY KEY  (did),
 FOREIGN KEY (ssn)
REFERENCES Employees,
   FOREIGN KEY (did)
REFERENCES Departments)
```

Vs.

```
CREATE TABLE  Dept_Mgr(
 did  INTEGER,
 dname  CHAR(20),
 budget  REAL,
 ssn  CHAR(11),
 since  DATE,
 PRIMARY KEY  (did),
 FOREIGN KEY (ssn)
  REFERENCES Employees)
```

Review: Participation Constraints

- **Does every department have a manager?**
  - If so, this is a *participation constraint*: the participation of Departments in Manages is said to be *total* (vs. *partial*).
    - Every *did* value in Departments table must appear in a row of the Manages table (with a non-null *ssn* value!)

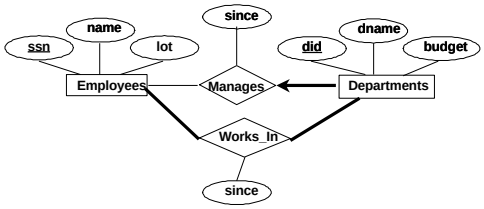

Participation Constraints in SQL

- **We can capture participation constraints involving one entity set in a binary relationship, but little else (without resorting to CHECK constraints).**

```
CREATE TABLE  Dept_Mgr(
  did  INTEGER,
  dname  CHAR(20),
  budget  REAL,
  ssn  CHAR(11) NOT NULL,
  since  DATE,
  PRIMARY KEY  (did),
  FOREIGN KEY  (ssn) REFERENCES Employees,
    ON DELETE NO ACTION)
```

Review: Weak Entities

- **A *weak entity* can be identified uniquely only by considering the primary key of another (*owner*) entity.**
  - Owner entity set and weak entity set must participate in a one-to-many relationship set (1 owner, many weak entities).
  - Weak entity set must have total participation in this *identifying* relationship set.

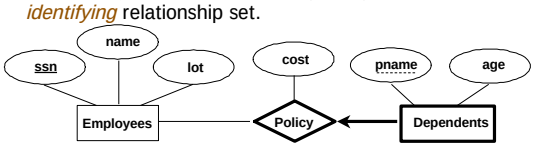

Translating Weak Entity Sets

- **Weak entity set and identifying relationship set are translated into a single table.**
  - When the owner entity is deleted, all owned weak entities must also be deleted.

```
CREATE TABLE  Dep_Policy (
  pname  CHAR(20),
  age  INTEGER,
  cost  REAL,
  ssn  CHAR(11) NOT NULL,
  PRIMARY KEY  (pname, ssn),
  FOREIGN KEY  (ssn) REFERENCES Employees,
    ON DELETE CASCADE)
```

Review: ISA Hierarchies

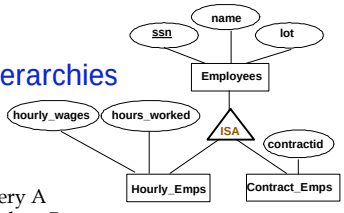

❖As in C++, or other PLs, attributes are inherited.

❖If we declare A **ISA** B, every A entity is also considered to be a B entity.

- ***Overlap constraints*: Can Joe be an Hourly_Emps as well as a Contract_Emps entity? (*Allowed/disallowed*)**
- ***Covering constraints*: Does every Employees entity also have to be an Hourly_Emps or a Contract_Emps entity? *(Yes/no)***

Translating ISA Hierarchies to Relations

- *General approach:*
  - 3 relations: Employees, Hourly_Emps and Contract_Emps.
    - *Hourly_Emps*: Every employee is recorded in Employees. For hourly emps, extra info recorded in Hourly_Emps (*hourly_wages*, *hours_worked*, *ssn*); must delete Hourly_Emps tuple if referenced Employees tuple is deleted).
    - Queries involving all employees easy, those involving just Hourly_Emps require a join to get some attributes.
- **Alternative: Just Hourly_Emps and Contract_Emps.**
  - *Hourly_Emps*: *ssn*, *name, lot, hourly_wages, hours_worked.*
  - Each employee must be in one of these two subclasses.

Now you try it

University database:

- **Courses, Students, Teachers**
- **Courses have ids, titles, credits, ...**
- **Courses have multiple sections that have time/rm and exactly one teacher**
- **Must track students' course schedules and transcripts including grades, semester taken, etc.**
- **Must track which classes a professor has taught**
- **Database should work over multiple semesters**

Other SQL DDL Facilities

- **Integrity Constraints (ICs) - Review**
- **An IC describes conditions that every *legal instance* of a relation must satisfy.**
  - Inserts/deletes/updates that violate IC's are disallowed.
  - Can be used to ensure application semantics (e.g., *sid* is a key), or prevent inconsistencies (e.g., *sname* has to be a string, *age* must be < 200)
- ***Types of IC's*: Domain constraints, primary key constraints, foreign key constraints, general constraints.**
  - *Domain constraints*: Field values must be of right type. Always enforced.
  - *Primary key and foreign key constraints*: you know them.

General Constraints

- **Useful when more general ICs than keys are involved.**
- **Can use queries to express constraint.**
- **Checked on insert or update.**
- **Constraints can be named.**

```
CREATE TABLE  Sailors
  ( sid  INTEGER,
  sname  CHAR(10),
  rating  INTEGER,
  age  REAL,
  PRIMARY KEY  (sid),
  CHECK  ( rating >= 1
      AND rating <= 10 ))

CREATE TABLE  Reserves
  ( sname  CHAR(10),
  bid  INTEGER,
  day  DATE,
  PRIMARY KEY  (bid,day),
  CONSTRAINT  noInterlakeRes
  CHECK  (`Interlake' <>
      ( SELECT  B.bname
      FROM  Boats B
      WHERE  B.bid=bid)))
```

Constraints Over Multiple Relations

```
CREATE TABLE Sailors
( sid INTEGER,
sname CHAR(10),
rating INTEGER,
age REAL,
PRIMARY KEY (sid),
CHECK
( (SELECT COUNT (S.sid) FROM Sailors S)
+ (SELECT COUNT (B.bid) FROM
      Boats B) < 100 )
```

Number of boats plus number of sailors is < 100

- **Awkward and wrong!**
- **Only checks sailors!**
- **Only required to hold if the associated table is non-empty.**
- **ASSERTION is the right solution; not associated with either table.**
- **Unfortunately, not supported in many DBMS.**
- ***Triggers* are another solution.**

```
CREATE ASSERTION smallClub
CHECK
( (SELECT COUNT (S.sid) FROM Sailors S)
+ (SELECT COUNT (B.bid)
 FROM Boats B) < 100 )
```

Or, Use a Trigger

- **Trigger: procedure that starts automatically if specified changes occur to the DBMS**
- **Three parts:**
  - Event (activates the trigger)
  - Condition (tests whether the triggers should run)
  - Action (what happens if the trigger runs)
- **Triggers (in some form) are supported by most DBMSs; Assertions are not.**
- **Support for triggers is defined in the SQL:1999 standard.**

Triggers

```
CREATE TRIGGER trigger_name
ON TABLE
{FOR {[INSERT][,][UPDATE][,][DELETE]}
[WITH APPEND]
AS
sql-statements
```

- **Cannot be called directly – initiated by events on the database.**
- **Can be *synchronous* or *asynchronous* with respect to the transaction that causes it to be fired.**

Triggers: Example

```
CREATE TRIGGER member_delete
ON member FOR DELETE
AS
IF (Select COUNT (*) FROM loan INNER JOIN deleted
      ON loan.member_no = deleted.member_no) > 0
  BEGIN
     PRINT 'ERROR - member has books on loan.'
     ROLLBACK TRANSACTION
  END
ELSE
DELETE reservation WHERE reservation.member_no =
    deleted.member_no
```

Summary: Triggers, Assertions, Constraints

- **Very vendor-specific (although standard has been developed).**
- **Triggers vs. Contraints and Assertions:**
  - Triggers are "operational", others are declarative.
- **Triggers can make the system hard to understand if not used with caution.**
  - ordering of multiple triggers
  - recursive/chain triggers
- **Triggers can be hard to optimize.**
- **But, triggers are also very powerful.**
- **Use to create high-performance, "*active*" databases.**

Summary of Conceptual Design

- *Conceptual design* follows *requirements analysis*,
  - Yields a high-level description of data to be stored
- ER model popular for conceptual design
  - Constructs are expressive, close to the way people think about their applications.
  - Note: There are many variations on ER model
    - Both graphically and conceptually
- Basic constructs: *entities*, *relationships*, and *attributes* (of entities and relationships).
- Some additional constructs: *weak entities*, *ISA hierarchies*, and *aggregation*.

Summary of ER (Cont.)

- Several kinds of integrity constraints:
  - *key constraints*
  - *participation constraints*
  - *overlap/covering* for ISA hierarchies.
- Some *foreign key constraints* are also implicit in the definition of a relationship set.
- Many other constraints (notably, *functional dependencies*) cannot be expressed.
- Constraints play an important role in determining the best database design for an enterprise.

Summary of ER (Cont.)

- ER design is *subjective*. There are often many ways to model a given scenario!
- Analyzing alternatives can be tricky, especially for a large enterprise. Common choices include:
  - Entity vs. attribute, entity vs. relationship, binary or n-ary relationship, whether or not to use ISA hierarchies, aggregation.
- Ensuring good database design: resulting relational schema should be analyzed and refined further.
  - Functional Dependency information and normalization techniques are especially useful.