

These lecture notes are heavily based on notes originally written by Nikhil Sharma.

Agents

In artificial intelligence, the central problem at hand is that of the creation of a rational **agent**, an entity that has goals or preferences and tries to perform a series of **actions** that yield the best/optimal expected outcome given these goals. Rational agents exist in an **environment**, which is specific to the given instantiation of the agent. Agents use sensors to interact with the environment and act on it using actuators. As a very simple example, the environment for a checkers agent is the virtual checkers board on which it plays against opponents, where piece moves are actions. Together, an environment and the agents that reside within it create a **world**.

A **reflex agent** is one that doesn't think about the consequences of its actions, but rather selects an action based solely on the current state of the world. These agents are typically outperformed by **planning agents**, which maintain a model of the world and use this model to simulate performing various actions. Then, the agent can determine hypothesized consequences of the actions and can select the best one. This is simulated "intelligence" in the sense that it's exactly what humans do when trying to determine the best possible move in any situation - thinking ahead.

To define the task environment we use the **PEAS** (**P**erformance Measure, **E**nvironment, **A**ctuators, **S**ensors) description. The performance measure describes what utility the agent tries to increase. The environment summarizes where the agent acts and what affects the agent. The actuators and the sensors are the methods with which the agent acts on the environment and receives information from it.

The **design** of an agent heavily depends on the type of environment the agents acts upon. We can characterize the types of environments in the following ways.

- In *partially observable* environments, the agent does not have full information about the state and thus the agent must have an internal estimate of the state of the world. This is in contrast to *fully observable* environments, where the agent has full information about their state.
- *Stochastic* environments have uncertainty in the transition model, i.e. taking an action in a specific state may have multiple possible outcomes with different probabilities. This is in contrast to *deterministic* environments, where taking an action in a state has a single outcome that is guaranteed to happen.
- In *multi-agent* environments the agent acts in the environments along with other agents. For this reason the agent might need to randomize its actions in order to avoid being "predictable" by other agents.
- If the environment does not change as the agent acts on it, then this environment is called *static*. This is contrast to *dynamic* environments that change as the agent interacts with it.

- If an environment has *known physics*, then the transition model (even if stochastic) is known to the agent and it can use that when planning a path. If the *physics are unknown* the agent will need to take actions deliberately to learn the unknown dynamics.

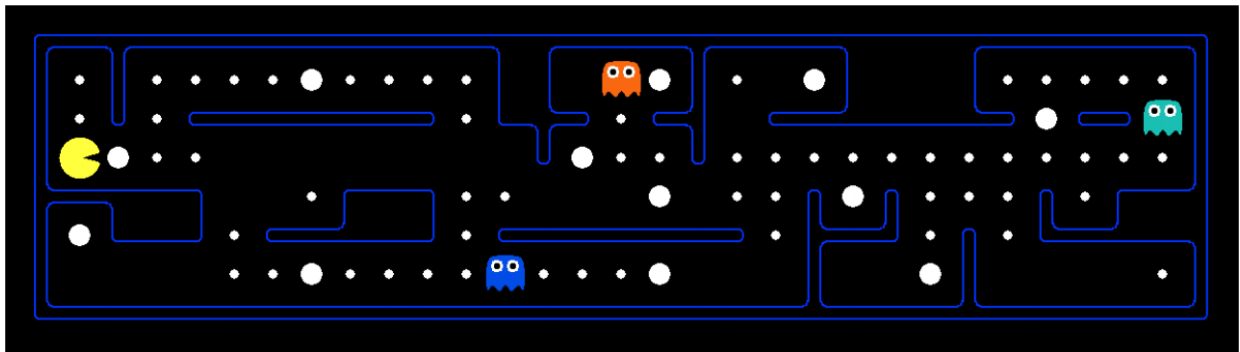
State Spaces and Search Problems

In order to create a rational planning agent, we need a way to mathematically express the given environment in which the agent will exist. To do this, we must formally express a **search problem** - given our agent's current **state** (its configuration within its environment), how can we arrive at a new state that satisfies its goals in the best possible way? A search problem consists of the following elements:

- A **state space** - The set of all possible states that are possible in your given world
- A set of **actions** available in each state
- A **transition** model - Outputs the next state when a specific action is taken at current state
- An action **cost** - Incurred when moving from one state to another after applying an action
- A **start state** - The state in which an agent exists initially
- A **goal test** - A function that takes a state as input, and determines whether it is a goal state

Fundamentally, a search problem is solved by first considering the start state, then exploring the state space using the action and transition and cost methods, iteratively computing children of various states until we arrive at a goal state, at which point we will have determined a path from the start state to the goal state (typically called a **plan**). The order in which states are considered is determined using a predetermined **strategy**. We'll cover types of strategies and their usefulness shortly.

Before we continue with how to solve search problems, it's important to note the difference between a **world state**, and a **search state**. A world state contains all information about a given state, whereas a search state contains only the information about the world that's necessary for planning (primarily for space efficiency reasons). To illustrate these concepts, we'll introduce the hallmark motivating example of this course - Pacman. The game of Pacman is simple: Pacman must navigate a maze and eat all the (small) food pellets in the maze without being eaten by the malicious patrolling ghosts. If Pacman eats one of the (large) power pellets, he becomes ghost-immune for a set period of time and gains the ability to eat ghosts for points.



Let's consider a variation of the game in which the maze contains only Pacman and food pellets. We can pose two distinct search problems in this scenario: pathing and eat-all-dots. Pathing attempts to solve the problem of getting from position (x_1, y_1) to position (x_2, y_2) in the maze optimally, while eat all dots attempts to solve the problem of consuming all food pellets in the maze in the shortest time possible. Below, the states, actions, transition model, and goal test for both problems are listed:

- **Pathing**

- States: (x, y) locations
- Actions: North, South, East, West
- Transition model (getting the next state):
Update location only
- Goal test: Is $(x, y) = \text{END}$?


- **Eat-all-dots**

- States: (x, y) location, dot booleans
- Actions: North, South, East, West
- Transition model (getting the next state):
Update location and booleans
- Goal test: Are all dot booleans false?

Note that for pathing, states contain less information than states for eat-all-dots, because for eat-all-dots we must maintain an array of booleans corresponding to each food pellet and whether or not it's been eaten in the given state. A world state may contain more information still, potentially encoding information about things like total distance traveled by Pacman or all positions visited by Pacman on top of its current (x, y) location and dot booleans.

State Space Size

An important question that often comes up while estimating the computational runtime of solving a search problem is the size of the state space. This is done almost exclusively with the **fundamental counting principle**, which states that if there are n variable objects in a given world which can take on x_1, x_2, \dots, x_n different values respectively, then the total number of states is $x_1 \cdot x_2 \cdot \dots \cdot x_n$. Let's use Pacman to show this concept by example:



Let's say that the variable objects and their corresponding number of possibilities are as follows:

- *Pacman positions* - Pacman can be in 120 distinct (x, y) positions, and there is only one Pacman
- *Pacman Direction* - this can be North, South, East, or West, for a total of 4 possibilities
- *Ghost positions* - There are two ghosts, each of which can be in 12 distinct (x, y) positions

We've already determined that state space graphs themselves can be enormous in size even for simple problems, and so the question arises - how can we perform useful computation on these structures if they're too big to represent in memory? The answer lies in how we compute the children of a current state - we only store states we're immediately working with, and compute new ones on-demand using the corresponding getNextState, getAction, and getActionCost methods. Typically, search problems are solved using search trees, where we very carefully store a select few nodes to observe at a time, iteratively replacing nodes with their children until we arrive at a goal state. There exist various methods by which to decide the order in which to conduct this iterative replacement of search tree nodes, and we'll present these methods now.

Uninformed Search

The standard protocol for finding a plan to get from the start state to a goal state is to maintain an outer **frontier** of partial plans derived from the search tree. We continually **expand** our frontier by removing a node (which is selected using our given **strategy**) corresponding to a partial plan from the frontier, and replacing it on the frontier with all its children. Removing and replacing an element on the frontier with its children corresponds to discarding a single length n plan and bringing all length $(n + 1)$ plans that stem from it into consideration. We continue this until eventually removing a goal state off the frontier, at which point we conclude the partial plan corresponding to the removed goal state is in fact a path to get from the start state to the goal state.

Practically, most implementations of such algorithms will encode information about the parent node, distance to node, and the state inside the node object. This procedure we have just outlined is known as **tree search**, and the pseudocode for it is presented below:

```
function TREE-SEARCH(problem, frontier) return a solution or failure
  frontier ← INSERT(MAKE-NODE(INITIAL-STATE[problem]), frontier)
  while not IS-EMPTY(frontier) do
    node ← POP(frontier)
    if problem.IS-GOAL(node.STATE) then return node
    end if
    for each child-node in EXPAND(problem, node) do
      add child-node to frontier
    end for
  end while
  return failure
```

The EXPAND function appearing in the pseudocode returns all the possible nodes that can be reached from a given node by considering all available actions. The pseudocode of the function is as follows:¹

```
function EXPAND(problem, node) yields nodes
  s ← node.STATE
  for each action in problem.ACTIONS(s) do
    s' ← problem.RESULT(s, action)
    yield NODE(STATE=s', PARENT=node, ACTION=action)
  end for
```

¹For definition of **yield**, refer to Appendix B.2 of the textbook.

One problem with tree search is that it gets stuck searching the same cycle in the state space graph infinitely. Even in situations where our search technique doesn't involve such an infinite loop, it's often the case that we revisit the same node multiple times because there's multiple ways to get to that same node. This leads to exponentially more work, and the natural solution is to simply keep track of which states you've already expanded, and never expand them again. More explicitly, maintain a "reached" set of expanded nodes while utilizing your search method of choice. Then, ensure that each node isn't already in the set before expansion and add it to the set after expansion if it's not. Tree search with this added optimization is known as **graph search**², and the pseudocode for it is presented below:

```

function GRAPH-SEARCH(problem, frontier) return a solution or failure
  reached ← an empty set
  frontier ← INSERT(MAKE-NODE(INITIAL-STATE[problem]), frontier)
  while not IS-EMPTY(frontier) do
    node ← POP(frontier)
    if problem.IS-GOAL(node.STATE) then return node
    end if
    if node.STATE is not in reached then
      add node.STATE in reached
      for each child-node in EXPAND(problem, node) do
        frontier ← INSERT(child-node, frontier)
      end for
    end if
  end while
  return failure

```

Note that in implementation, it's critically important to store the reached set as a disjoint set and not a list. Storing it as a list requires costs $O(n)$ operations to check for membership, which eliminates the performance improvement graph search is intended to provide.

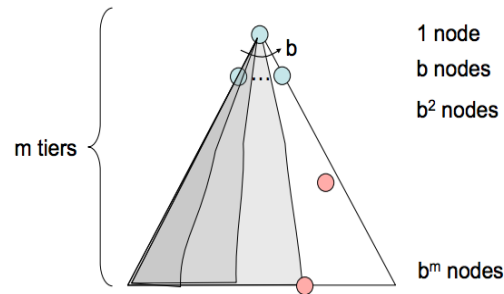
When we have no knowledge of the location of goal states in our search tree, we are forced to select our strategy for tree search from one of the techniques that falls under the umbrella of **uninformed search**. We'll now cover three such strategies in succession: **depth-first search**, **breadth-first search**, and **uniform cost search**. Along with each strategy, some rudimentary properties of the strategy are presented as well, in terms of the following:

- The **completeness** of each search strategy - if there exists a solution to the search problem, is the strategy guaranteed to find it given infinite computational resources?
- The **optimality** of each search strategy - is the strategy guaranteed to find the lowest cost path to a goal state?
- The **branching factor** b - The increase in the number of nodes on the frontier each time a frontier node is dequeued and replaced with its children is $O(b)$. At depth k in the search tree, there exists $O(b^k)$ nodes.
- The maximum depth m .
- The depth of the shallowest solution s .

²In other courses, such as CS70 and CS170, you may have been introduced to "trees" and "graphs" in the graph theory context. Specifically, a tree being a type of graph that satisfies certain constraints (connected and acyclic). This is not the distinction between tree search and graph search that we make in this course.

Depth-First Search

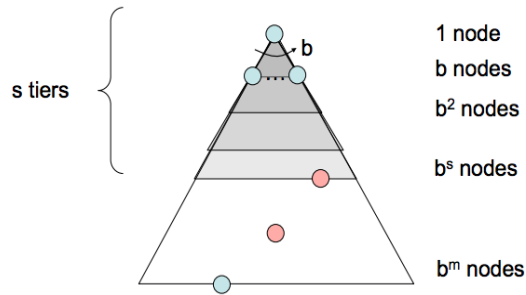
- *Description* - Depth-first search (DFS) is a strategy for exploration that always selects the *deepest* frontier node from the start node for expansion.
- *Frontier Representation* - Removing the deepest node and replacing it on the frontier with its children necessarily means the children are now the new deepest nodes - their depth is one greater than the depth of the previous deepest node. This implies that to implement DFS, we require a structure that always gives the most recently added objects highest priority. A last-in, first-out (LIFO) stack does exactly this, and is what is traditionally used to represent the frontier when implementing DFS.



- *Completeness* - Depth-first tree search is not complete. If there exist cycles in the state space graph, this inevitably means that the corresponding search tree will be infinite in depth. Hence, there exists the possibility that DFS will faithfully yet tragically get "stuck" searching for the deepest node in an infinite-sized search tree, doomed to never find a solution. Depth-first graph search is complete if the state space is finite.
- *Optimality* - Depth-first search simply finds the "leftmost" solution in the search tree without regard for path costs, and so is not optimal.
- *Time Complexity* - In the worst case, depth first search may end up exploring the entire search tree. Hence, given a tree with maximum depth m , the runtime of DFS is $O(b^m)$.
- *Space Complexity* - In the worst case, DFS maintains b nodes at each of m depth levels on the frontier. This is a simple consequence of the fact that once b children of some parent are enqueued, the nature of DFS allows only one of the subtrees of any of these children to be explored at any given point in time. Hence, the space complexity of DFS is $O(bm)$.

Breadth-First Search

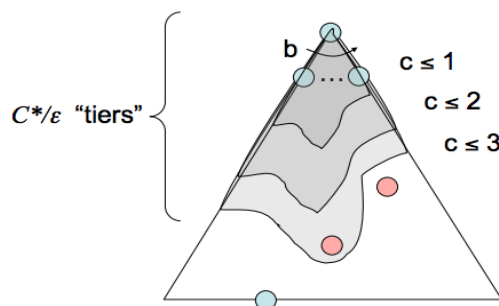
- *Description* - Breadth-first search is a strategy for exploration that always selects the *shallowest* frontier node from the start node for expansion.
- *Frontier Representation* - If we want to visit shallower nodes before deeper nodes, we must visit nodes in their order of insertion. Hence, we desire a structure that outputs the oldest enqueued object to represent our frontier. For this, BFS uses a first-in, first-out (FIFO) queue, which does exactly this.



- *Completeness* - If a solution exists, then the depth of the shallowest node s must be finite, so BFS must eventually search this depth. Hence, it's complete.
- *Optimality* - BFS is generally not optimal because it simply does not take costs into consideration when determining which node to replace on the frontier. The special case where BFS is guaranteed to be optimal is if all edge costs are equivalent, because this reduces BFS to a special case of uniform cost search, which is discussed below.
- *Time Complexity* - We must search $1 + b + b^2 + \dots + b^s$ nodes in the worst case, since we go through all nodes at every depth from 1 to s . Hence, the time complexity is $O(b^s)$.
- *Space Complexity* - The frontier, in the worst case, contains all the nodes in the level corresponding to the shallowest solution. Since the shallowest solution is located at depth s , there are $O(b^s)$ nodes at this depth.

Uniform Cost Search

- *Description* - Uniform cost search (UCS), our last strategy, is a strategy for exploration that always selects the *lowest cost* frontier node from the start node for expansion.
- *Frontier Representation* - To represent the frontier for UCS, the choice is usually a heap-based priority queue, where the priority for a given enqueued node v is the path cost from the start node to v , or the *backward cost* of v . Intuitively, a priority queue constructed in this manner simply reshuffles itself to maintain the desired ordering by path cost as we remove the current minimum cost path and replace it with its children.



- *Completeness* - Uniform cost search is complete. If a goal state exists, it must have some finite length shortest path; hence, UCS must eventually find this shortest length path.

- *Optimality* - UCS is also optimal if we assume all edge costs are nonnegative. By construction, since we explore nodes in order of increasing path cost, we're guaranteed to find the lowest-cost path to a goal state. The strategy employed in Uniform Cost Search is identical to that of Dijkstra's algorithm, and the chief difference is that UCS terminates upon finding a solution state instead of finding the shortest path to all states. Note that having negative edge costs in our graph can make nodes on a path have decreasing length, ruining our guarantee of optimality. (See Bellman-Ford algorithm for a slower algorithm that handles this possibility)
- *Time Complexity* - Let us define the optimal path cost as C^* and the minimal cost between two nodes in the state space graph as ϵ . Then, we must roughly explore all nodes at depths ranging from 1 to C^*/ϵ , leading to a runtime of $O(b^{C^*/\epsilon})$.
- *Space Complexity* - Roughly, the frontier will contain all nodes at the level of the cheapest solution, so the space complexity of UCS is estimated as $O(b^{C^*/\epsilon})$.

As a parting note about uninformed search, it's critical to note that the three strategies outlined above are fundamentally the same - differing only in expansion strategy, with their similarities being captured by the tree search pseudocode presented above.

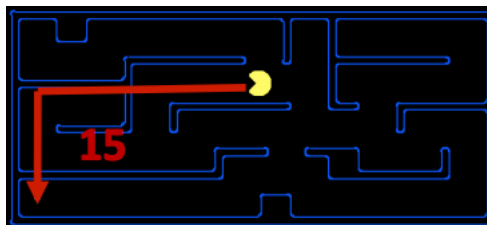
Informed Search

Uniform cost search is good because it's both complete and optimal, but it can be fairly slow because it expands in every direction from the start state while searching for a goal. If we have some notion of the direction in which we should focus our search, we can significantly improve performance and "hone in" on a goal much more quickly. This is exactly the focus of **informed search**.

Heuristics

Heuristics are the driving force that allow estimation of distance to goal states - they're functions that take in a state as input and output a corresponding estimate. The computation performed by such a function is specific to the search problem being solved. For reasons that we'll see in A* search, below, we usually want heuristic functions to be a lower bound on this remaining distance to the goal, and so heuristics are typically solutions to **relaxed problems** (where some of the constraints of the original problem have been removed). Turning to our Pacman example, let's consider the pathing problem described earlier. A common heuristic that's used to solve this problem is the **Manhattan distance**, which for two points (x_1, y_1) and (x_2, y_2) is defined as follows:

$$\text{Manhattan}(x_1, y_1, x_2, y_2) = |x_1 - x_2| + |y_1 - y_2|$$

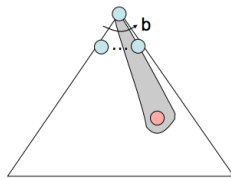


The above visualization shows the relaxed problem that the Manhattan distance helps solve - assuming Pacman desires to get to the bottom left corner of the maze, it computes the distance from Pacman's current location to Pacman's desired location *assuming a lack of walls in the maze*. This distance is the *exact* goal

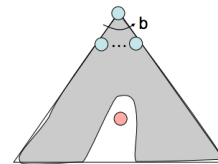
distance in the relaxed search problem, and correspondingly is the *estimated* goal distance in the actual search problem. With heuristics, it becomes very easy to implement logic in our agent that enables them to "prefer" expanding states that are estimated to be closer to goal states when deciding which action to perform. This concept of preference is very powerful, and is utilized by the following two search algorithms that implement heuristic functions: greedy search and A*.

Greedy Search

- *Description* - Greedy search is a strategy for exploration that always selects the frontier node with the *lowest heuristic value* for expansion, which corresponds to the state it believes is nearest to a goal.
- *Frontier Representation* - Greedy search operates identically to UCS, with a priority queue Frontier Representation. The difference is that instead of using *computed backward cost* (the sum of edge weights in the path to the state) to assign priority, greedy search uses *estimated forward cost* in the form of heuristic values.
- *Completeness and Optimality* - Greedy search is not guaranteed to find a goal state if one exists, nor is it optimal, particularly in cases where a very bad heuristic function is selected. It generally acts fairly unpredictably from scenario to scenario, and can range from going straight to a goal state to acting like a badly-guided DFS and exploring all the wrong areas.



(a) Greedy search on a good day :)



(b) Greedy search on a bad day :(

A* Search

- *Description* - A* search is a strategy for exploration that always selects the frontier node with the *lowest estimated total cost* for expansion, where total cost is the entire cost from the start node to the goal node.
- *Frontier Representation* - Just like greedy search and UCS, A* search also uses a priority queue to represent its frontier. Again, the only difference is the method of priority selection. A* combines the total backward cost (sum of edge weights in the path to the state) used by UCS with the estimated forward cost (heuristic value) used by greedy search by adding these two values, effectively yielding an *estimated total cost* from start to goal. Given that we want to minimize the total cost from start to goal, this is an excellent choice.
- *Completeness and Optimality* - A* search is both complete and optimal, given an appropriate heuristic (which we'll cover in a minute). It's a combination of the good from all the other search strategies we've covered so far, incorporating the generally high speed of greedy search with the optimality and completeness of UCS!

Admissibility and Consistency

Now that we've discussed heuristics and how they are applied in both greedy and A* search, let's spend some time discussing what constitutes a good heuristic. To do so, let's first reformulate the methods used for determining priority queue ordering in UCS, greedy search, and A* with the following definitions:

- $g(n)$ - The function representing total backwards cost computed by UCS.
- $h(n)$ - The *heuristic value* function, or estimated forward cost, used by greedy search.
- $f(n)$ - The function representing estimated total cost, used by A* search. $f(n) = g(n) + h(n)$.

Before attacking the question of what constitutes a "good" heuristic, we must first answer the question of whether A* maintains its properties of completeness and optimality regardless of the heuristic function we use. Indeed, it's very easy to find heuristics that break these two coveted properties. As an example, consider the heuristic function $h(n) = 1 - g(n)$. Regardless of the search problem, using this heuristic yields

$$\begin{aligned} f(n) &= g(n) + h(n) \\ &= g(n) + (1 - g(n)) \\ &= 1 \end{aligned}$$

Hence, such a heuristic reduces A* search to BFS, where all edge costs are equivalent. As we've already shown, BFS is not guaranteed to be optimal in the general case where edge weights are not constant.

The condition required for optimality when using A* tree search is known as **admissibility**. The admissibility constraint states that the value estimated by an admissible heuristic is neither negative nor an overestimate. Defining $h^*(n)$ as the true optimal forward cost to reach a goal state from a given node n , we can formulate the admissibility constraint mathematically as follows:

$$\forall n, 0 \leq h(n) \leq h^*(n)$$

Theorem. For a given search problem, if the admissibility constraint is satisfied by a heuristic function h , using A* tree search with h on that search problem will yield an optimal solution.

Proof. Assume two reachable goal states are located in the search tree for a given search problem, an optimal goal A and a suboptimal goal B . Some ancestor n of A (including perhaps A itself) must currently be on the frontier, since A is reachable from the start state. We claim n will be selected for expansion before B , using the following three statements:

1. $g(A) < g(B)$. Because A is given to be optimal and B is given to be suboptimal, we can conclude that A has a lower backwards cost to the start state than B .
2. $h(A) = h(B) = 0$, because we are given that our heuristic satisfies the admissibility constraint. Since both A and B are both goal states, the true optimal cost to a goal state from A or B is simply $h^*(n) = 0$; hence $0 \leq h(n) \leq 0$.
3. $f(n) \leq f(A)$, because, through admissibility of h , $f(n) = g(n) + h(n) \leq g(n) + h^*(n) = g(A) = f(A)$. The total cost through node n is at most the true backward cost of A , which is also the total cost of A .

We can combine statements 1. and 2. to conclude that $f(A) < f(B)$ as follows:

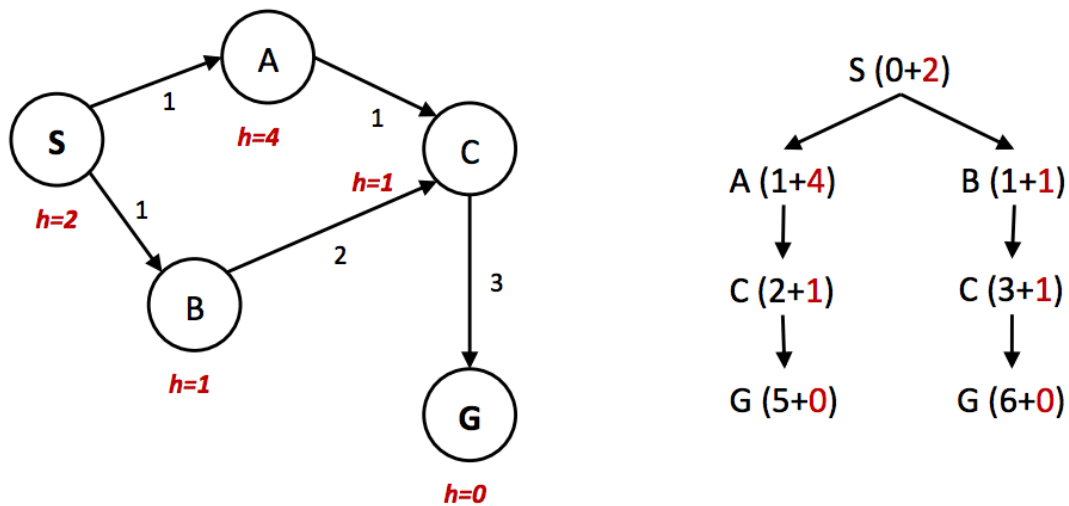
$$f(A) = g(A) + h(A) = g(A) < g(B) = g(B) + h(B) = f(B)$$

A simple consequence of combining the above derived inequality with statement 3. is the following:

$$f(n) \leq f(A) \wedge f(A) < f(B) \implies f(n) < f(B)$$

Hence, we can conclude that n is expanded before B . Because we have proven this for arbitrary n , we can conclude that *all* ancestors of A (including A itself) expand before B . \square

A caveat of graph search is that it tends to ruin the optimality of A^* , even under admissible heuristics. Consider the following simple state space graph and corresponding search tree, annotated with weights and heuristic values:



In the above example, it's clear that the optimal route is to follow $S \rightarrow A \rightarrow C \rightarrow G$, yielding a total path cost of $1 + 1 + 3 = 5$. The only other path to the goal, $S \rightarrow B \rightarrow C \rightarrow G$ has a path cost of $1 + 2 + 3 = 6$. However, because the heuristic value of node A is so much larger than the heuristic value of node B , node C is first expanded along the second, suboptimal path as a child of node B . It's then placed into the "reached" set, and so A^* graph search fails to reexpand it when it visits it as a child of A , so it never finds the optimal solution. Hence, to maintain optimality under A^* graph search, we need an even stronger property than admissibility, **consistency**. The central idea of consistency is that we enforce not only that a heuristic underestimates the *total* distance to a goal from any given node, but also the cost/weight of each edge in the graph. The cost of an edge as measured by the heuristic function is simply the difference in heuristic values for two connected nodes. Mathematically, the consistency constraint can be expressed as follows:

$$\forall A, C \quad h(A) - h(C) \leq \text{cost}(A, C)$$

Theorem. For a given search problem, if the consistency constraint is satisfied by a heuristic function h , using A^* graph search with h on that search problem will yield an optimal solution.

Proof. In order to prove the above theorem, we first prove that when running A^* graph search with a consistent heuristic, whenever we remove a node for expansion, we've found the optimal path to that node.

Using the consistency constraint, we can show that the values of $f(n)$ for nodes along any path are nondecreasing. Define two nodes, n and n' , where n' is a child of n . Then:

$$\begin{aligned} f(n') &= g(n') + h(n') \\ &= g(n) + \text{cost}(n, n') + h(n') \\ &\geq g(n) + h(n) \\ &= f(n) \end{aligned}$$

If for every parent-child pair (n, n') along a path, $f(n') \geq f(n)$, then it must be the case that the values of $f(n)$ are nondecreasing along that path. We can check that the above graph violates this rule between $f(A)$ and $f(C)$. With this information, we can now show that whenever a node n is removed for expansion, its optimal path has been found. Assume towards a contradiction that this is false - that when n is removed from the frontier, the path found to n is suboptimal. This means that there must be some ancestor of n , n'' , on the frontier that was never expanded but is on the optimal path to n . Contradiction! We've already shown that values of f along a path are nondecreasing, and so n'' would have been removed for expansion before n .

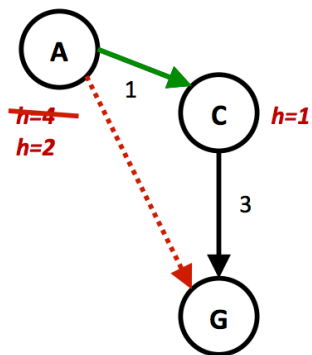
All we have left to show to complete our proof is that an optimal goal A will always be removed for expansion and returned before any suboptimal goal B . This is trivial, since $h(A) = h(B) = 0$, so

$$f(A) = g(A) < g(B) = f(B)$$

just as in our proof of optimality of A* tree search under the admissibility constraint. Hence, we can conclude that A* graph search is optimal under a consistent heuristic. \square

A couple of important highlights from the discussion above before we proceed: for heuristics that are either admissible/consistent to be valid, it must by definition be the case that $h(G) = 0$ for any goal state G . Additionally, consistency is not just a stronger constraint than admissibility, consistency *implies* admissibility. This stems simply from the fact that if no edge costs are overestimates (as guaranteed by consistency), the total estimated cost from any node to a goal will also fail to be an overestimate.

Consider the following three-node network for an example of an admissible but inconsistent heuristic:



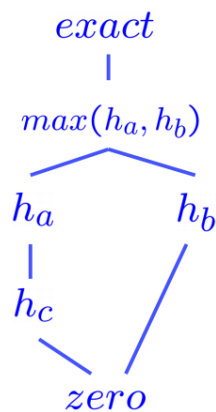
The red dotted line corresponds to the total estimated goal distance. If $h(A) = 4$, then the heuristic is admissible, as the distance from A to the goal is $4 \geq h(A)$, and same for $h(C) = 1 \leq 3$. However, the heuristic cost from A to C is $h(A) - h(C) = 4 - 1 = 3$. Our heuristic estimates the cost of the edge between A and C to be 3 while the true value is $\text{cost}(A, C) = 1$, a smaller value. Since $h(A) - h(C) \not\leq \text{cost}(A, C)$, this heuristic is not consistent. Running the same computation for $h(A) = 2$, however, yields $h(A) - h(C) = 2 - 1 = 1 \leq \text{cost}(A, C)$. Thus, using $h(A) = 2$ makes our heuristic consistent.

Dominance

Now that we've established the properties of admissibility and consistency and their roles in maintaining the optimality of A* search, we can return to our original problem of creating "good" heuristics, and how to tell if one heuristic is better than another. The standard metric for this is that of **dominance**. If heuristic a is dominant over heuristic b , then the estimated goal distance for a is greater than the estimated goal distance for b for every node in the state space graph. Mathematically,

$$\forall n : h_a(n) \geq h_b(n)$$

Dominance very intuitively captures the idea of one heuristic being better than another - if one admissible/consistent heuristic is dominant over another, it must be better because it will always more closely estimate the distance to a goal from any given state. Additionally, the **trivial heuristic** is defined as $h(n) = 0$, and using it reduces A* search to UCS. All admissible heuristics dominate the trivial heuristic. The trivial heuristic is often incorporated at the base of a **semi-lattice** for a search problem, a dominance hierarchy of which it is located at the bottom. Below is an example of a semi-lattice that incorporates various heuristics h_a, h_b , and h_c ranging from the trivial heuristic at the bottom to the exact goal distance at the top:



As a general rule, the max function applied to multiple admissible heuristics will also always be admissible. This is simply a consequence of all values output by the heuristics for any given state being constrained by the admissibility condition, $0 \leq h(n) \leq h^*(n)$. The maximum of numbers in this range must also fall in the same range. The same can be shown easily for multiple consistent heuristics as well. It's common practice to generate multiple admissible/consistent heuristics for any given search problem and compute the max over the values output by them to generate a heuristic that dominates (and hence is better than) all of them individually.

Summary

In this note, we discussed *search problems* and their components: a *state space*, a set of *actions*, a *transition function*, an *action cost*, a *start state* and a *goal state*. The agent interacts with the environment through its sensors and its actuators. The agent function describes what the agent does in all circumstances. Rationality of the agent means that the agent seeks to maximize their expected utility. Finally, we define our task environments using PEAS descriptions.

Regarding the search problems, they can be solved using a variety of search techniques, including but not limited to the five we study in CS 188:

- *Breadth-first Search*
- *Depth-first Search*
- *Uniform Cost Search*
- *Greedy Search*
- *A* Search*

The first three search techniques listed above are examples of *uninformed search*, while the latter two are examples of *informed search* which use *heuristics* to estimate goal distance and optimize performance.

We additionally made a distinction between *tree search* and *graph search* algorithms for the above techniques.