


CS 188: Artificial Intelligence

Probability



Instructors: Oliver Grillmeyer and Ademi Adeniji --- University of California, Berkeley


[These slides were created by Dan Klein and Pieter Abbeel for CS188 Intro to AI at UC Berkeley. All CS188 materials are available at <http://ai.berkeley.edu>.]

Announcements

- HW4 is due **Thursday, July 10, 11:59 PM PT**
- Project 2 is due **Friday, July 11, 11:59 PM PT**
- HW5 is due **Tuesday, July 15, 11:59 PM PT**
- HW6 is due **Thursday, July 17, 11:59 PM PT**
- Project 3 is due **Friday, July 18, 11:59 PM PT**
- Midterm is **Wednesday, July 23, 7-9 PM PT**
- Ignore assessment on HWs part B, but please show your work
- Oliver won't have OH Thursday, July 10


CS188 Outline

- We're done with Part I: Search and Planning!
- Part II: Probabilistic Reasoning
 - Diagnosis
 - Speech recognition
 - Tracking objects
 - Robot mapping
 - Genetics
 - Error correcting codes
 - ... lots more!
- Part III: Machine Learning



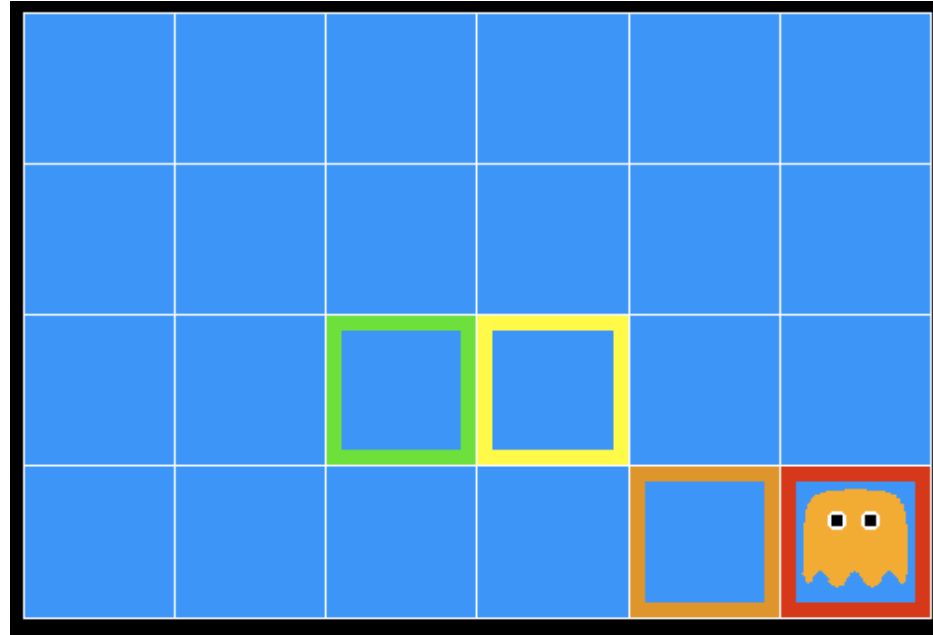
Today

- Probability
 - Random Variables
 - Joint and Marginal Distributions
 - Conditional Distribution
 - Product Rule, Chain Rule, Bayes' Rule
 - Inference
 - Independence
- You'll need all this stuff A LOT for the next few weeks, so make sure you go over it now!



Inference in Ghostbusters

- A ghost is in the grid somewhere
- Sensor readings tell how close a square is to the ghost
 - On the ghost: red
 - 1 or 2 away: orange
 - 3 or 4 away: yellow
 - 5+ away: green



- Sensors are noisy, but we know $P(\text{Color} \mid \text{Distance})$

$P(\text{red} \mid 3)$	$P(\text{orange} \mid 3)$	$P(\text{yellow} \mid 3)$	$P(\text{green} \mid 3)$
0.05	0.15	0.5	0.3

Video of Demo Ghostbuster – No probability

The screenshot shows a window titled "ghostbusters" with the subtitle "Inference in Ghostbusters". The main area is a 10x10 blue grid. To the right of the grid, the following text is displayed:

```
GHOSTS REMAINING: 1  
BUSTS REMAINING: 1  
SCORE: 0  
MESSAGES:
```

Below the text are two buttons: a blue "BUST" button and a grey "TIME+1" button. At the bottom of the window, there is a text area with the following text:

```
Enter any index to play any demo and up to go to the upper menu  
1  
Here are the instructions about how to run it: Click the grid to guess and try t  
o bust the ghost
```

Below the main window, there are two buttons labeled "0.05" and "0.15". To the right of the main window, a small window shows a list of numbers: "7, 18, 19, 2".

Uncertainty

- General situation:
 - **Observed variables (evidence):** Agent knows certain things about the state of the world (e.g., sensor readings or symptoms)
 - **Unobserved variables:** Agent needs to reason about other aspects (e.g. where an object is or what disease is present)
 - **Model:** Agent knows something about how the known variables relate to the unknown variables
- Probabilistic reasoning gives us a framework for managing our beliefs and knowledge


0.11	0.11	0.11
0.11	0.11	0.11
0.11	0.11	0.11

0.17	0.10	0.10
0.09	0.17	0.10
<0.01	0.09	0.17

<0.01	<0.01	0.03
<0.01	0.05	0.05
<0.01	0.05	0.81

Random Variables


- A random variable is some aspect of the world about which we (may) have uncertainty
 - R = Is it raining?
 - T = Is it hot or cold?
 - D = How long will it take to drive to work?
 - L = Where is the ghost?
- We denote random variables with capital letters
- Like variables in a CSP, random variables have domains
 - R in $\{\text{true}, \text{false}\}$ (often write as $\{+r, -r\}$)
 - T in $\{\text{hot}, \text{cold}\}$
 - D in $[0, \infty)$
 - L in possible locations, maybe $\{(0,0), (0,1), \dots\}$



Probability Distributions

- Associate a probability with each value

- Temperature:



$P(T)$

T	P
hot	0.5
cold	0.5

- Weather:



$P(W)$

W	P
sun	0.6
rain	0.1
fog	0.3
meteor	0.0

Probability Distributions

- Unobserved random variables have distributions

$$P(T)$$

T	P
hot	0.5
cold	0.5

$$P(W)$$

W	P
sun	0.6
rain	0.1
fog	0.3
meteor	0.0

- A distribution is a TABLE of probabilities of values
- A probability (lower case value) is a single number

$$P(W = \text{rain}) = 0.1$$

- Must have: $\forall x \ P(X = x) \geq 0$ and $\sum_x P(X = x) = 1$

Shorthand notation:

$$P(\text{hot}) = P(T = \text{hot}),$$

$$P(\text{cold}) = P(T = \text{cold}),$$

$$P(\text{rain}) = P(W = \text{rain}),$$

...

OK if all domain entries are unique

Joint Distributions

- A *joint distribution* over a set of random variables:
specifies a real number for each assignment (or *outcome*):

$$X_1, X_2, \dots, X_n$$

$$P(X_1 = x_1, X_2 = x_2, \dots, X_n = x_n)$$

$$P(x_1, x_2, \dots, x_n)$$

- Must obey:

$$P(x_1, x_2, \dots, x_n) \geq 0$$

$$\sum_{(x_1, x_2, \dots, x_n)} P(x_1, x_2, \dots, x_n) = 1$$

- Size of distribution if n variables with domain sizes d ?
 - For all but the smallest distributions, impractical to write out!

$$P(T, W)$$


T	W	P
hot	sun	0.4
hot	rain	0.1
cold	sun	0.2
cold	rain	0.3

Probabilistic Models

- A probabilistic model is a joint distribution over a set of random variables
- Probabilistic models:
 - (Random) variables with domains
 - Assignments are called *outcomes*
 - Joint distributions: say whether assignments (outcomes) are likely
 - *Normalized*: sum to 1.0
 - Ideally: only certain variables directly interact
- Constraint satisfaction problems:
 - Variables with domains
 - Constraints: state whether assignments are possible
 - Ideally: only certain variables directly interact


Distribution over T,W

T	W	P
hot	sun	0.4
hot	rain	0.1
cold	sun	0.2
cold	rain	0.3



Constraint over T,W

T	W	P
hot	sun	T
hot	rain	F
cold	sun	F
cold	rain	T



Events

- An *event* is a set E of outcomes

$$P(E) = \sum_{(x_1 \dots x_n) \in E} P(x_1 \dots x_n)$$

- From a joint distribution, we can calculate the probability of any event
 - Probability that it's hot AND sunny?
 - Probability that it's hot?
 - Probability that it's hot OR sunny?
- Typically, the events we care about are *partial assignments*, like $P(T=\text{hot})$

$P(T, W)$

T	W	P
hot	sun	0.4
hot	rain	0.1
cold	sun	0.2
cold	rain	0.3

Quiz: Events

■ $P(+x, +y)$?

■ $P(+x)$?


■ $P(-y \text{ OR } +x)$?

$P(X, Y)$

X	Y	P
+x	+y	0.2
+x	-y	0.3
-x	+y	0.4
-x	-y	0.1

Marginal Distributions

- Marginal distributions are sub-tables which eliminate variables
- Marginalization (summing out): Combine collapsed rows by adding



$P(T, W)$

T	W	P
hot	sun	0.4
hot	rain	0.1
cold	sun	0.2
cold	rain	0.3



$$P(t) = \sum_s P(t, s)$$



$$P(s) = \sum_t P(t, s)$$

$P(T)$

T	P
hot	0.5
cold	0.5

$P(W)$

W	P
sun	0.6
rain	0.4

$$P(X_1 = x_1) = \sum_{x_2} P(X_1 = x_1, X_2 = x_2)$$

Quiz: Marginal Distributions

$P(X, Y)$

X	Y	P
+x	+y	0.2
+x	-y	0.3
-x	+y	0.4
-x	-y	0.1



$$P(x) = \sum_y P(x, y)$$




$$P(y) = \sum_x P(x, y)$$

$P(X)$

X	P
+x	
-x	

$P(Y)$

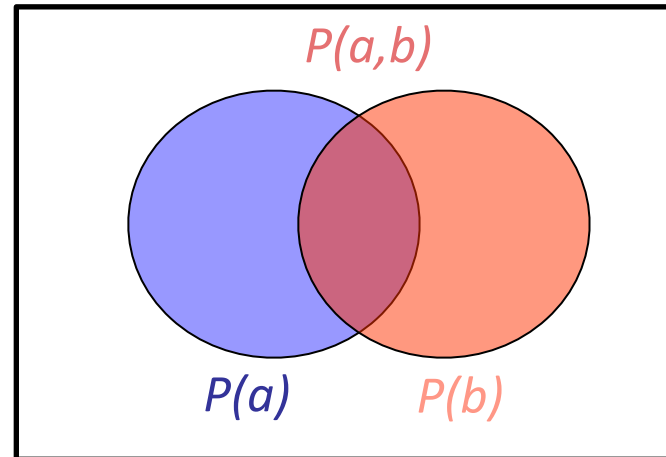
Y	P
+y	
-y	



Conditional Probabilities

- A simple relation between joint and conditional probabilities
 - In fact, this is taken as the *definition* of a conditional probability

$$P(a|b) = \frac{P(a, b)}{P(b)}$$



$P(T, W)$

T	W	P
hot	sun	0.4
hot	rain	0.1
cold	sun	0.2
cold	rain	0.3

$$P(W = s|T = c) = \frac{P(W = s, T = c)}{P(T = c)} = \frac{0.2}{0.5} = 0.4$$

$$\begin{aligned} &= P(W = s, T = c) + P(W = r, T = c) \\ &= 0.2 + 0.3 = 0.5 \end{aligned}$$

Quiz: Conditional Probabilities

- $P(+x \mid +y)$?

$P(X, Y)$

X	Y	P
+x	+y	0.2
+x	-y	0.3
-x	+y	0.4
-x	-y	0.1

- $P(-x \mid +y)$?

- $P(-y \mid +x)$?

Conditional Distributions

- Conditional distributions are probability distributions over some variables given fixed values of others

Conditional Distributions

$P(W|T)$

$P(W T = hot)$	
W	P
sun	0.8
rain	0.2

$P(W T = cold)$	
W	P
sun	0.4
rain	0.6

Joint Distribution

$P(T, W)$

T	W	P
hot	sun	0.4
hot	rain	0.1
cold	sun	0.2
cold	rain	0.3

Normalization Trick

$P(T, W)$

T	W	P
hot	sun	0.4
hot	rain	0.1
cold	sun	0.2
cold	rain	0.3

$$\begin{aligned}P(W = s|T = c) &= \frac{P(W = s, T = c)}{P(T = c)} \\&= \frac{P(W = s, T = c)}{P(W = s, T = c) + P(W = r, T = c)} \\&= \frac{0.2}{0.2 + 0.3} = 0.4\end{aligned}$$



$$\begin{aligned}P(W = r|T = c) &= \frac{P(W = r, T = c)}{P(T = c)} \\&= \frac{P(W = r, T = c)}{P(W = s, T = c) + P(W = r, T = c)} \\&= \frac{0.3}{0.2 + 0.3} = 0.6\end{aligned}$$

$P(W|T = c)$

W	P
sun	0.4
rain	0.6

Normalization Trick

$$\begin{aligned}P(W = s|T = c) &= \frac{P(W = s, T = c)}{P(T = c)} \\ &= \frac{P(W = s, T = c)}{P(W = s, T = c) + P(W = r, T = c)} \\ &= \frac{0.2}{0.2 + 0.3} = 0.4\end{aligned}$$

$P(T, W)$

T	W	P
hot	sun	0.4
hot	rain	0.1
cold	sun	0.2
cold	rain	0.3

SELECT the joint probabilities matching the evidence



$P(c, W)$

T	W	P
cold	sun	0.2
cold	rain	0.3

NORMALIZE the selection (make it sum to one)



$P(W|T = c)$

W	P
sun	0.4
rain	0.6

$$\begin{aligned}P(W = r|T = c) &= \frac{P(W = r, T = c)}{P(T = c)} \\ &= \frac{P(W = r, T = c)}{P(W = s, T = c) + P(W = r, T = c)} \\ &= \frac{0.3}{0.2 + 0.3} = 0.6\end{aligned}$$

Normalization Trick

$P(T, W)$

T	W	P
hot	sun	0.4
hot	rain	0.1
cold	sun	0.2
cold	rain	0.3

SELECT the joint probabilities matching the evidence



$P(c, W)$

T	W	P
cold	sun	0.2
cold	rain	0.3

NORMALIZE the selection (make it sum to one)



$P(W|T = c)$

W	P
sun	0.4
rain	0.6

- Why does this work? Sum of selection is $P(\text{evidence})!$ ($P(T=c)$, here)

$$P(x_1|x_2) = \frac{P(x_1, x_2)}{P(x_2)} = \frac{P(x_1, x_2)}{\sum_{x_1} P(x_1, x_2)}$$

Quiz: Normalization Trick

- $P(X \mid Y=-y)$?

$P(X, Y)$

X	Y	P
+x	+y	0.2
+x	-y	0.3
-x	+y	0.4
-x	-y	0.1

SELECT the joint probabilities matching the evidence



NORMALIZE the selection (make it sum to one)



To Normalize

- (Dictionary) To bring or restore to a normal condition

All entries sum to ONE

- Procedure:

- Step 1: Compute $Z = \text{sum over all entries}$
- Step 2: Divide every entry by Z

- Example 1

W	P
sun	0.2
rain	0.3

Normalize
Z = 0.5

W	P
sun	0.4
rain	0.6

- Example 2

T	W	P
hot	sun	20
hot	rain	5
cold	sun	10
cold	rain	15

Normalize
Z = 50

T	W	P
hot	sun	0.4
hot	rain	0.1
cold	sun	0.2
cold	rain	0.3

Probabilistic Inference

- Probabilistic inference: compute a desired probability from other known probabilities (e.g. conditional from joint)
- We generally compute conditional probabilities
 - $P(\text{on time} \mid \text{no reported accidents}) = 0.90$
 - These represent the agent's *beliefs* given the evidence
- Probabilities change with new evidence:
 - $P(\text{on time} \mid \text{no accidents, 5 a.m.}) = 0.95$
 - $P(\text{on time} \mid \text{no accidents, 5 a.m., raining}) = 0.80$
 - Observing new evidence causes *beliefs to be updated*



Inference by Enumeration

- General case:

- Evidence variables: $E_1 \dots E_k = e_1 \dots e_k$
 - Query* variable: Q
 - Hidden variables: $H_1 \dots H_r$
- } X_1, X_2, \dots, X_n
All variables

- We want:

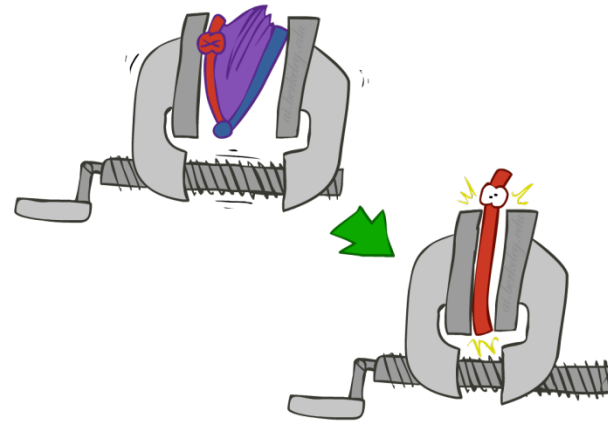
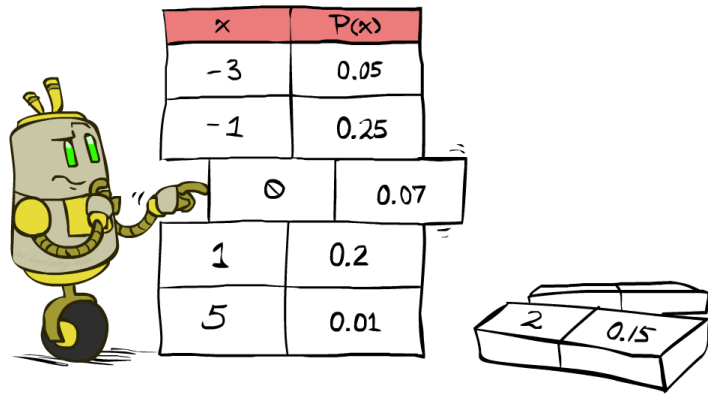
$$P(Q|e_1 \dots e_k)$$

** Works fine with multiple query variables, too*

- Step 1: Select the entries consistent with the evidence

- Step 2: Sum out H to get joint of Query and evidence

- Step 3: Normalize



$$\times \frac{1}{Z}$$

$$P(Q, e_1 \dots e_k) = \sum_{h_1 \dots h_r} P(Q, \underbrace{h_1 \dots h_r, e_1 \dots e_k}_{X_1, X_2, \dots, X_n})$$

$$Z = \sum_q P(Q, e_1 \dots e_k)$$

$$P(Q|e_1 \dots e_k) = \frac{1}{Z} P(Q, e_1 \dots e_k)$$

Inference by Enumeration

- $P(W)$?
- $P(W \mid \text{winter})$?
- $P(W \mid \text{winter, hot})$?

S	T	W	P
summer	hot	sun	0.30
summer	hot	rain	0.05
summer	cold	sun	0.10
summer	cold	rain	0.05
winter	hot	sun	0.10
winter	hot	rain	0.05
winter	cold	sun	0.15
winter	cold	rain	0.20

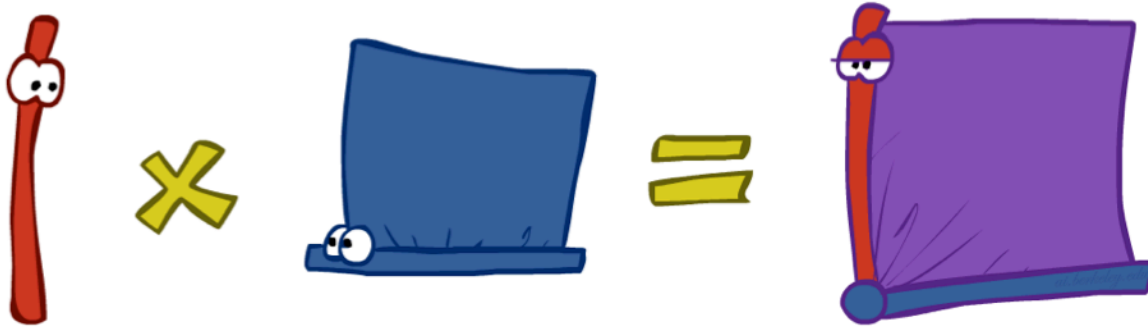
Inference by Enumeration

- Obvious problems:
 - Worst-case time complexity $O(d^n)$
 - Space complexity $O(d^n)$ to store the joint distribution

The Product Rule

- Sometimes have conditional distributions but want the joint

$$P(y)P(x|y) = P(x, y) \quad \longleftrightarrow \quad P(x|y) = \frac{P(x, y)}{P(y)}$$



The Product Rule

$$P(y)P(x|y) = P(x, y)$$

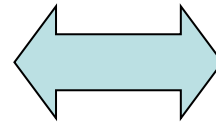
- Example:

$P(W)$

R	P
sun	0.8
rain	0.2

$P(D|W)$

D	W	P
wet	sun	0.1
dry	sun	0.9
wet	rain	0.7
dry	rain	0.3



$P(D, W)$

D	W	P
wet	sun	
dry	sun	
wet	rain	
dry	rain	

The Chain Rule


- More generally, can always write any joint distribution as an incremental product of conditional distributions

$$P(x_1, x_2, x_3) = P(x_1)P(x_2|x_1)P(x_3|x_1, x_2)$$

$$P(x_1, x_2, \dots, x_n) = \prod_i P(x_i|x_1 \dots x_{i-1})$$

- Why is this always true?

Bayes Rule



Bayes' Rule

- Two ways to factor a joint distribution over two variables:

$$P(x, y) = P(x|y)P(y) = P(y|x)P(x)$$

- Dividing, we get:

$$P(x|y) = \frac{P(y|x)P(x)}{P(y)}$$

- Why is this at all helpful?
 - Lets us build one conditional from its reverse
 - Often one conditional is tricky but the other one is simple
 - Foundation of many systems we'll see later (e.g. ASR, MT)
- In the running for most important AI equation!

That's my rule!



Inference with Bayes' Rule

- Example: Diagnostic probability from causal probability:

$$P(\text{cause}|\text{effect}) = \frac{P(\text{effect}|\text{cause})P(\text{cause})}{P(\text{effect})}$$

- Example:

- M: meningitis, S: stiff neck

$$\left. \begin{aligned} P(+m) &= 0.0001 \\ P(+s|+m) &= 0.8 \\ P(+s|-m) &= 0.01 \end{aligned} \right\} \text{Example givens}$$

$$P(+m|+s) = \frac{P(+s|+m)P(+m)}{P(+s)} = \frac{P(+s|+m)P(+m)}{P(+s|+m)P(+m) + P(+s|-m)P(-m)} = \frac{0.8 \times 0.0001}{0.8 \times 0.0001 + 0.01 \times 0.999}$$

- Note: posterior probability of meningitis still very small
- Note: you should still get stiff necks checked out! Why?

Quiz: Bayes' Rule

- Given:

$$P(W)$$

R	P
sun	0.8
rain	0.2

$$P(D|W)$$

D	W	P
wet	sun	0.1
dry	sun	0.9
wet	rain	0.7
dry	rain	0.3

- What is $P(W \mid \text{dry})$?

Ghostbusters, Revisited

- Let's say we have two distributions:
 - **Prior distribution** over ghost location: $P(G)$
 - Let's say this is uniform
 - Sensor reading model: $P(R | G)$
 - Given: we know what our sensors do
 - R = reading color measured at $(1,1)$
 - E.g. $P(R = \text{yellow} | G=(1,1)) = 0.1$
- We can calculate the **posterior distribution** $P(G | r)$ over ghost locations given a reading using Bayes' rule:

$$P(g|r) \propto P(r|g)P(g)$$

0.11	0.11	0.11
0.11	0.11	0.11
0.11	0.11	0.11

0.17	0.10	0.10
0.09	0.17	0.10
<0.01	0.09	0.17

Video of Demo Ghostbusters with Probability

Ghostbusters, Revisited

- Let's say we have two distributions:
 - Prior distribution** over ghost location: $P(G)$
 - Let's say this is uniform
 - Sensor reading model: $P(C | G)$
 - Given: we know what our sensor
 - C = color measured at $(1,1)$
 - E.g. $P(C = \text{yellow} | G=(1,1)) = 0.1$

0.11	0.11	0.11
0.11	0.11	0.11

```
Command Prompt - python demo.py
Here are the instructions about how to run it: Click the grid to guess and try t
o bust the ghost
current dir:
Traceback (most recent call last):
  File "demo.py", line 114, in <module>
    play(commands[int(inp) - 1])
  File "demo.py", line 26, in play
    call('pwd')
  File "C:\Python27\lib\subprocess.py", line 493, in call
    return Popen(*popenargs, **kwargs).wait()
  File "C:\Python27\lib\subprocess.py", line 679, in __init__
    errread, errwrite)
  File "C:\Python27\lib\subprocess.py", line 896, in _execute_child
    startupinfo)
WindowsError: [Error 2] The system cannot find the file specified

C:\Python27\new_workspace>python demo.py
Which lecture do you want [1, 2, 3, 5, 6, 7, 8, 9, 10, 11, 12, 13, 17, 18, 19, 2
1]12
Here are all the demos for lec 12 :
1 : Ghost buster with no probability
2 : Ghost buster with probability
3 : Ghost buster with UPI
Enter any index to play any demo and up to go to the upper menu
```

Next Time: Bayes' Nets
