

61A Lecture 25

Friday, October 31

Announcements

Announcements

- Guerrilla Section 5 on Saturday 11/1

Announcements

- Guerrilla Section 5 on Saturday 11/1
 - Vanguard section 12–2pm in 271 Soda (max 45 people)

Announcements

- Guerrilla Section 5 on Saturday 11/1
 - Vanguard section 12–2pm in 271 Soda (max 45 people)
 - Main section 2:30–4:30pm in 271 Soda (everyone is welcome)

Announcements

- Guerrilla Section 5 on Saturday 11/1
 - Vanguard section 12–2pm in 271 Soda (max 45 people)
 - Main section 2:30–4:30pm in 271 Soda (everyone is welcome)
 - Topics: Scheme and Functional Programming

Announcements

- Guerrilla Section 5 on Saturday 11/1
 - Vanguard section 12–2pm in 271 Soda (max 45 people)
 - Main section 2:30–4:30pm in 271 Soda (everyone is welcome)
 - Topics: Scheme and Functional Programming
- Homework 7 due Wednesday 11/5 @ 11:59pm

Announcements

- Guerrilla Section 5 on Saturday 11/1
 - Vanguard section 12–2pm in 271 Soda (max 45 people)
 - Main section 2:30–4:30pm in 271 Soda (everyone is welcome)
 - Topics: Scheme and Functional Programming
- Homework 7 due Wednesday 11/5 @ 11:59pm
- Project 1 composition revisions due Wednesday 11/5 @ 11:59pm

Announcements

- Guerrilla Section 5 on Saturday 11/1
 - Vanguard section 12–2pm in 271 Soda (max 45 people)
 - Main section 2:30–4:30pm in 271 Soda (everyone is welcome)
 - Topics: Scheme and Functional Programming
- Homework 7 due Wednesday 11/5 @ 11:59pm
- Project 1 composition revisions due Wednesday 11/5 @ 11:59pm
 - Make changes to your project based on the **composition** feedback you received

Announcements

- Guerrilla Section 5 on Saturday 11/1
 - Vanguard section 12–2pm in 271 Soda (max 45 people)
 - Main section 2:30–4:30pm in 271 Soda (everyone is welcome)
 - Topics: Scheme and Functional Programming
- Homework 7 due Wednesday 11/5 @ 11:59pm
- Project 1 composition revisions due Wednesday 11/5 @ 11:59pm
 - Make changes to your project based on the **composition** feedback you received
 - Earn back any points you lost on **project 1 composition**

Announcements

- Guerrilla Section 5 on Saturday 11/1
 - Vanguard section 12–2pm in 271 Soda (max 45 people)
 - Main section 2:30–4:30pm in 271 Soda (everyone is welcome)
 - Topics: Scheme and Functional Programming
- Homework 7 due Wednesday 11/5 @ 11:59pm
- Project 1 composition revisions due Wednesday 11/5 @ 11:59pm
 - Make changes to your project based on the **composition** feedback you received
 - Earn back any points you lost on **project 1 composition**
- Quiz 2 released Wednesday 11/5 & due Thursday 11/6 @ 11:59pm

Announcements

- Guerrilla Section 5 on Saturday 11/1
 - Vanguard section 12–2pm in 271 Soda (max 45 people)
 - Main section 2:30–4:30pm in 271 Soda (everyone is welcome)
 - Topics: Scheme and Functional Programming
- Homework 7 due Wednesday 11/5 @ 11:59pm
- Project 1 composition revisions due Wednesday 11/5 @ 11:59pm
 - Make changes to your project based on the **composition** feedback you received
 - Earn back any points you lost on **project 1 composition**
- Quiz 2 released Wednesday 11/5 & due Thursday 11/6 @ 11:59pm
 - Open note, open interpreter, closed classmates, closed Internet



Exceptions

Today's Topic: Handling Errors

Today's Topic: Handling Errors

Sometimes, computer programs behave in non-standard ways

Today's Topic: Handling Errors

Sometimes, computer programs behave in non-standard ways

- A function receives an argument value of an improper type

Today's Topic: Handling Errors

Sometimes, computer programs behave in non-standard ways

- A function receives an argument value of an improper type
- Some resource (such as a file) is not available

Today's Topic: Handling Errors

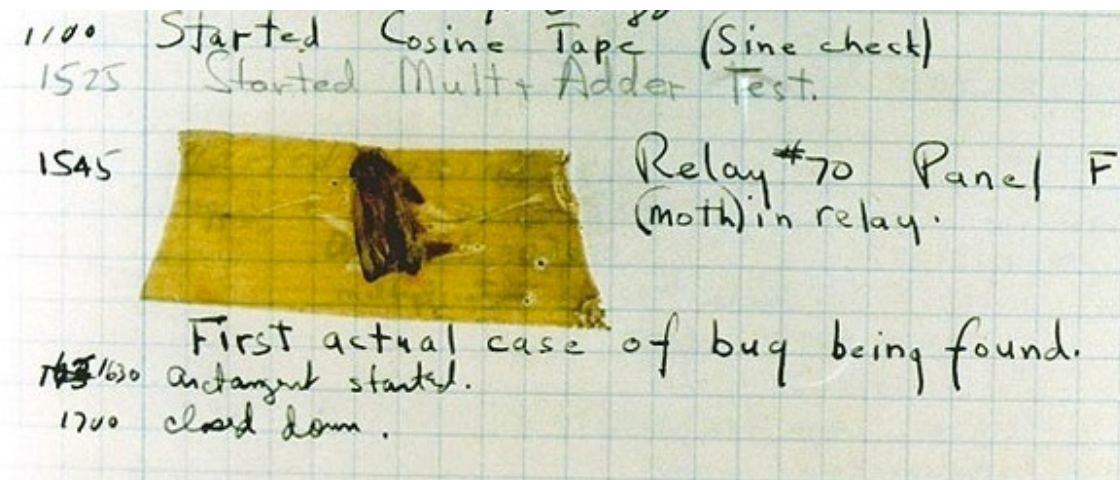
Sometimes, computer programs behave in non-standard ways

- A function receives an argument value of an improper type
- Some resource (such as a file) is not available
- A network connection is lost in the middle of data transmission

Today's Topic: Handling Errors

Sometimes, computer programs behave in non-standard ways

- A function receives an argument value of an improper type
- Some resource (such as a file) is not available
- A network connection is lost in the middle of data transmission



Grace Hopper's Notebook, 1947, Moth found in a Mark II Computer

Exceptions

Exceptions

A built-in mechanism in a programming language to declare and respond to exceptional conditions

Exceptions

A built-in mechanism in a programming language to declare and respond to exceptional conditions

Python raises an exception whenever an error occurs.

Exceptions

A built-in mechanism in a programming language to declare and respond to exceptional conditions

Python raises an exception whenever an error occurs.

Exceptions can be handled by the program, preventing the interpreter from halting.

Exceptions

A built-in mechanism in a programming language to declare and respond to exceptional conditions

Python raises an exception whenever an error occurs.

Exceptions can be handled by the program, preventing the interpreter from halting.

Unhandled exceptions will cause Python to halt execution and print a stack trace.

Exceptions

A built-in mechanism in a programming language to declare and respond to exceptional conditions

Python raises an exception whenever an error occurs.

Exceptions can be handled by the program, preventing the interpreter from halting.

Unhandled exceptions will cause Python to halt execution and print a stack trace.

Mastering exceptions:

Exceptions

A built-in mechanism in a programming language to declare and respond to exceptional conditions

Python raises an exception whenever an error occurs.

Exceptions can be handled by the program, preventing the interpreter from halting.

Unhandled exceptions will cause Python to halt execution and print a stack trace.

Mastering exceptions:

Exceptions are objects! They have classes with constructors.

Exceptions

A built-in mechanism in a programming language to declare and respond to exceptional conditions

Python raises an exception whenever an error occurs.

Exceptions can be handled by the program, preventing the interpreter from halting.

Unhandled exceptions will cause Python to halt execution and print a stack trace.

Mastering exceptions:

Exceptions are objects! They have classes with constructors.

They enable non-local continuations of control:

Exceptions

A built-in mechanism in a programming language to declare and respond to exceptional conditions

Python raises an exception whenever an error occurs.

Exceptions can be handled by the program, preventing the interpreter from halting.

Unhandled exceptions will cause Python to halt execution and print a stack trace.

Mastering exceptions:

Exceptions are objects! They have classes with constructors.

They enable non-local continuations of control:

If `f` calls `g` and `g` calls `h`, exceptions can shift control from `h` to `f` without waiting for `g` to return.

Exceptions

A built-in mechanism in a programming language to declare and respond to exceptional conditions

Python raises an exception whenever an error occurs.

Exceptions can be handled by the program, preventing the interpreter from halting.

Unhandled exceptions will cause Python to halt execution and print a stack trace.

Mastering exceptions:

Exceptions are objects! They have classes with constructors.

They enable non-local continuations of control:

If `f` calls `g` and `g` calls `h`, exceptions can shift control from `h` to `f` without waiting for `g` to return.

(Exception handling tends to be slow.)

Raising Exceptions

Assert Statements

Assert statements raise an exception of type `AssertionError`

Assert Statements

Assert statements raise an exception of type `AssertionError`

```
assert <expression>, <string>
```

Assert Statements

Assert statements raise an exception of type `AssertionError`

```
assert <expression>, <string>
```

Assertions are designed to be used liberally. They can be ignored to increase efficiency by running Python with the `"-O"` flag; `"O"` stands for optimized

Assert Statements

Assert statements raise an exception of type `AssertionError`

```
assert <expression>, <string>
```

Assertions are designed to be used liberally. They can be ignored to increase efficiency by running Python with the `"-O"` flag; `"O"` stands for optimized

```
python3 -O
```

Assert Statements

Assert statements raise an exception of type `AssertionError`

```
assert <expression>, <string>
```

Assertions are designed to be used liberally. They can be ignored to increase efficiency by running Python with the `"-O"` flag; `"O"` stands for optimized

```
python3 -O
```

Whether assertions are enabled is governed by a bool `__debug__`

Assert Statements

Assert statements raise an exception of type `AssertionError`

```
assert <expression>, <string>
```

Assertions are designed to be used liberally. They can be ignored to increase efficiency by running Python with the `"-O"` flag; `"O"` stands for optimized

```
python3 -O
```

Whether assertions are enabled is governed by a bool `__debug__`

(Demo)

Raise Statements

Raise Statements

Exceptions are raised with a raise statement

Raise Statements

Exceptions are raised with a raise statement

```
raise <expression>
```


Raise Statements

Exceptions are raised with a raise statement

```
raise <expression>
```

<expression> must evaluate to a subclass of BaseException or an instance of one

Raise Statements

Exceptions are raised with a raise statement

```
raise <expression>
```

<expression> must evaluate to a subclass of BaseException or an instance of one

Exceptions are constructed like any other object. E.g., `TypeError('Bad argument!')`

Raise Statements

Exceptions are raised with a raise statement

```
raise <expression>
```

<expression> must evaluate to a subclass of BaseException or an instance of one

Exceptions are constructed like any other object. E.g., `TypeError('Bad argument!')`

`TypeError` -- A function was passed the wrong number/type of argument

Raise Statements

Exceptions are raised with a raise statement

```
raise <expression>
```

<expression> must evaluate to a subclass of BaseException or an instance of one

Exceptions are constructed like any other object. E.g., `TypeError('Bad argument!')`

`TypeError` -- A function was passed the wrong number/type of argument

`NameError` -- A name wasn't found

Raise Statements

Exceptions are raised with a raise statement

```
raise <expression>
```

<expression> must evaluate to a subclass of BaseException or an instance of one

Exceptions are constructed like any other object. E.g., `TypeError('Bad argument!')`

`TypeError` -- A function was passed the wrong number/type of argument

`NameError` -- A name wasn't found

`KeyError` -- A key wasn't found in a dictionary

Raise Statements

Exceptions are raised with a raise statement

```
raise <expression>
```

<expression> must evaluate to a subclass of BaseException or an instance of one

Exceptions are constructed like any other object. E.g., `TypeError('Bad argument!')`

`TypeError` -- A function was passed the wrong number/type of argument

`NameError` -- A name wasn't found

`KeyError` -- A key wasn't found in a dictionary

`RuntimeError` -- Catch-all for troubles during interpretation

Raise Statements

Exceptions are raised with a raise statement

```
raise <expression>
```

<expression> must evaluate to a subclass of BaseException or an instance of one

Exceptions are constructed like any other object. E.g., `TypeError('Bad argument!')`

`TypeError` -- A function was passed the wrong number/type of argument

`NameError` -- A name wasn't found

`KeyError` -- A key wasn't found in a dictionary

`RuntimeError` -- Catch-all for troubles during interpretation

(Demo)

Try Statements

Try Statements

Try Statements

Try statements handle exceptions

Try Statements

Try statements handle exceptions

```
try:
    <try suite>
except <exception class> as <name>:
    <except suite>
...
```

Try Statements

Try statements handle exceptions

```
try:
    <try suite>
except <exception class> as <name>:
    <except suite>
...
```

Execution rule:

Try Statements

Try statements handle exceptions

```
try:
    <try suite>
except <exception class> as <name>:
    <except suite>
...
```

Execution rule:

The <try suite> is executed first

Try Statements

Try statements handle exceptions

```
try:
    <try suite>
except <exception class> as <name>:
    <except suite>
...
```

Execution rule:

The <try suite> is executed first

If, during the course of executing the <try suite>, an exception is raised that is not handled otherwise, and

Try Statements

Try statements handle exceptions

```
try:
    <try suite>
except <exception class> as <name>:
    <except suite>
...
```

Execution rule:

The <try suite> is executed first

If, during the course of executing the <try suite>, an exception is raised that is not handled otherwise, and

If the class of the exception inherits from <exception class>, then

Try Statements

Try statements handle exceptions

```
try:
    <try suite>
except <exception class> as <name>:
    <except suite>
...
```

Execution rule:

The <try suite> is executed first

If, during the course of executing the <try suite>, an exception is raised that is not handled otherwise, and

If the class of the exception inherits from <exception class>, then

The <except suite> is executed, with <name> bound to the exception

Handling Exceptions

Handling Exceptions

Exception handling can prevent a program from terminating

Handling Exceptions

Exception handling can prevent a program from terminating

```
>>> try:
```

Handling Exceptions

Exception handling can prevent a program from terminating

```
>>> try:  
    x = 1/0
```

Handling Exceptions

Exception handling can prevent a program from terminating

```
>>> try:  
    x = 1/0  
except ZeroDivisionError as e:
```

Handling Exceptions

Exception handling can prevent a program from terminating

```
>>> try:
    x = 1/0
except ZeroDivisionError as e:
    print('handling a', type(e))
```

Handling Exceptions

Exception handling can prevent a program from terminating

```
>>> try:
    x = 1/0
except ZeroDivisionError as e:
    print('handling a', type(e))
x = 0
```

Handling Exceptions

Exception handling can prevent a program from terminating

```
>>> try:
    x = 1/0
except ZeroDivisionError as e:
    print('handling a', type(e))
x = 0
```


Handling Exceptions

Exception handling can prevent a program from terminating

```
>>> try:
    x = 1/0
except ZeroDivisionError as e:
    print('handling a', type(e))
    x = 0
```

```
handling a <class 'ZeroDivisionError'>
```

Handling Exceptions

Exception handling can prevent a program from terminating

```
>>> try:
    x = 1/0
except ZeroDivisionError as e:
    print('handling a', type(e))
    x = 0

handling a <class 'ZeroDivisionError'>
>>> x
```

Handling Exceptions

Exception handling can prevent a program from terminating

```
>>> try:
    x = 1/0
except ZeroDivisionError as e:
    print('handling a', type(e))
    x = 0

handling a <class 'ZeroDivisionError'>
>>> x
0
```

Handling Exceptions

Exception handling can prevent a program from terminating

```
>>> try:
    x = 1/0
except ZeroDivisionError as e:
    print('handling a', type(e))
    x = 0

handling a <class 'ZeroDivisionError'>
>>> x
0
```

Multiple try statements: Control jumps to the except suite of the most recent try statement that handles that type of exception

Handling Exceptions

Exception handling can prevent a program from terminating

```
>>> try:
    x = 1/0
except ZeroDivisionError as e:
    print('handling a', type(e))
    x = 0

handling a <class 'ZeroDivisionError'>
>>> x
0
```

Multiple try statements: Control jumps to the except suite of the most recent try statement that handles that type of exception

(Demo)

WWPD: What Would Python Do?

How will the Python interpreter respond?

WWPD: What Would Python Do?

How will the Python interpreter respond?



WWPD: What Would Python Do?

How will the Python interpreter respond?

```
def invert(x):  
    inverse = 1/x # Raises a ZeroDivisionError if x is 0  
    print('Never printed if x is 0')  
    return inverse  
  
def invert_safe(x):  
    try:  
        return invert(x)  
    except ZeroDivisionError as e:  
        return str(e)
```



WWPD: What Would Python Do?

How will the Python interpreter respond?

```
def invert(x):
    inverse = 1/x # Raises a ZeroDivisionError if x is 0
    print('Never printed if x is 0')
    return inverse

def invert_safe(x):
    try:
        return invert(x)
    except ZeroDivisionError as e:
        return str(e)

>>> invert_safe(1/0)
```



WWPD: What Would Python Do?

How will the Python interpreter respond?

```
def invert(x):  
    inverse = 1/x # Raises a ZeroDivisionError if x is 0  
    print('Never printed if x is 0')  
    return inverse
```

```
def invert_safe(x):  
    try:  
        return invert(x)  
    except ZeroDivisionError as e:  
        return str(e)
```

```
>>> invert_safe(1/0)  
>>> try:
```



WWPD: What Would Python Do?

How will the Python interpreter respond?

```
def invert(x):  
    inverse = 1/x # Raises a ZeroDivisionError if x is 0  
    print('Never printed if x is 0')  
    return inverse
```

```
def invert_safe(x):  
    try:  
        return invert(x)  
    except ZeroDivisionError as e:  
        return str(e)
```

```
>>> invert_safe(1/0)  
>>> try:  
...     invert_safe(0)
```



WWPD: What Would Python Do?

How will the Python interpreter respond?

```
def invert(x):  
    inverse = 1/x # Raises a ZeroDivisionError if x is 0  
    print('Never printed if x is 0')  
    return inverse
```

```
def invert_safe(x):  
    try:  
        return invert(x)  
    except ZeroDivisionError as e:  
        return str(e)
```

```
>>> invert_safe(1/0)  
>>> try:  
...     invert_safe(0)  
... except ZeroDivisionError as e:
```



WWPD: What Would Python Do?

How will the Python interpreter respond?

```
def invert(x):  
    inverse = 1/x # Raises a ZeroDivisionError if x is 0  
    print('Never printed if x is 0')  
    return inverse
```

```
def invert_safe(x):  
    try:  
        return invert(x)  
    except ZeroDivisionError as e:  
        return str(e)
```

```
>>> invert_safe(1/0)  
>>> try:  
...     invert_safe(0)  
... except ZeroDivisionError as e:  
...     print('Handled!')
```



WWPD: What Would Python Do?

How will the Python interpreter respond?

```
def invert(x):  
    inverse = 1/x # Raises a ZeroDivisionError if x is 0  
    print('Never printed if x is 0')  
    return inverse
```

```
def invert_safe(x):  
    try:  
        return invert(x)  
    except ZeroDivisionError as e:  
        return str(e)
```

```
>>> invert_safe(1/0)  
>>> try:  
...     invert_safe(0)  
... except ZeroDivisionError as e:  
...     print('Handled!')  
>>> invert_safe(1/0)
```



Interpreters

Reading Scheme Lists

Reading Scheme Lists

A Scheme list is written as elements in parentheses:

Reading Scheme Lists

A Scheme list is written as elements in parentheses:

```
(<element_0> <element_1> ... <element_n>)
```

Reading Scheme Lists

A Scheme list is written as elements in parentheses:

```
(<element_0> <element_1> ... <element_n>)
```

Each <element> can be a combination or primitive

Reading Scheme Lists

A Scheme list is written as elements in parentheses:

```
(<element_0> <element_1> ... <element_n>)
```

Each <element> can be a combination or primitive

```
(+ (* 3 (+ (* 2 4) (+ 3 5))) (+ (- 10 7) 6))
```

Reading Scheme Lists

A Scheme list is written as elements in parentheses:

```
(<element_0> <element_1> ... <element_n>)
```

Each <element> can be a combination or primitive

```
(+ (* 3 (+ (* 2 4) (+ 3 5))) (+ (- 10 7) 6))
```

The task of parsing a language involves coercing a string representation of an expression to the expression itself

Reading Scheme Lists

A Scheme list is written as elements in parentheses:

```
(<element_0> <element_1> ... <element_n>)
```

Each <element> can be a combination or primitive

```
(+ (* 3 (+ (* 2 4) (+ 3 5))) (+ (- 10 7) 6))
```

The task of parsing a language involves coercing a string representation of an expression to the expression itself

Parsers must validate that expressions are well-formed

Reading Scheme Lists

A Scheme list is written as elements in parentheses:

```
(<element_0> <element_1> ... <element_n>)
```

Each <element> can be a combination or primitive

```
(+ (* 3 (+ (* 2 4) (+ 3 5))) (+ (- 10 7) 6))
```

The task of parsing a language involves coercing a string representation of an expression to the expression itself

Parsers must validate that expressions are well-formed

(Demo)

http://composingprograms.com/projects/scalc/scheme_reader.py.html

Reading Scheme Lists

A Scheme list is written as elements in parentheses:

`(<element_0> <element_1> ... <element_n>)` A Scheme list

Each <element> can be a combination or primitive

`(+ (* 3 (+ (* 2 4) (+ 3 5))) (+ (- 10 7) 6))`

The task of parsing a language involves coercing a string representation of an expression to the expression itself

Parsers must validate that expressions are well-formed

(Demo)

http://composingprograms.com/projects/scalc/scheme_reader.py.html

Reading Scheme Lists

A Scheme list is written as elements in parentheses:

`(<element_0> <element_1> ... <element_n>)` A Scheme list

Each <element> can be a combination or primitive

`(+ (* 3 (+ (* 2 4) (+ 3 5))) (+ (- 10 7) 6))`

The task of parsing a language involves coercing a string representation of an expression to the expression itself

Parsers must validate that expressions are well-formed

(Demo)

http://composingprograms.com/projects/scalc/scheme_reader.py.html

Reading Scheme Lists

A Scheme list is written as elements in parentheses:



Each `<element>` can be a combination or primitive

```
(+ (* 3 (+ (* 2 4) (+ 3 5))) (+ (- 10 7) 6))
```

The task of parsing a language involves coercing a string representation of an expression to the expression itself

Parsers must validate that expressions are well-formed

(Demo)

http://composingprograms.com/projects/scalc/scheme_reader.py.html

Parsing

Parsing

Parsing

A Parser takes text and returns an expression


Parsing

A Parser takes text and returns an expression



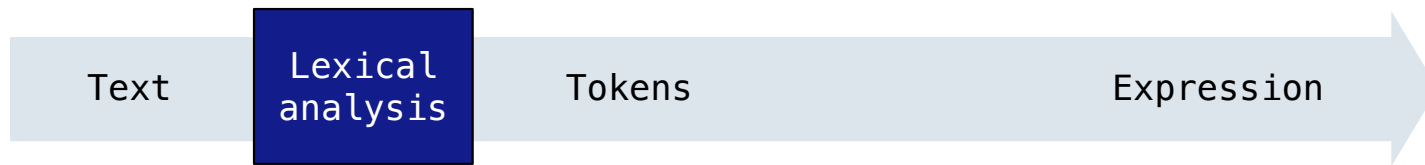
Parsing

A Parser takes text and returns an expression



Parsing

A Parser takes text and returns an expression



Parsing

A Parser takes text and returns an expression



Parsing

A Parser takes text and returns an expression



```
'(+ 1'  
' (- 23) '  
' (* 4 5.6)) '
```

Parsing

A Parser takes text and returns an expression



'(+ 1'
' (- 23)'
' (* 4 5.6))'



Parsing

A Parser takes text and returns an expression



'(+ 1'
' (- 23)'
' (* 4 5.6))'

↳

'(', '+', 1

Parsing

A Parser takes text and returns an expression



'(+ 1'	▶	'(', '+', 1
' (- 23)'		'(', '-', 23, ')'
' (* 4 5.6))'		

Parsing

A Parser takes text and returns an expression



'(+ 1'
'(- 23)'
' (* 4 5.6))'

→

'(', '+', 1
'(', '-', 23, ')'

Parsing

A Parser takes text and returns an expression



'(+ 1'
'(- 23)'
'(* 4 5.6))'

→

'(', '+', 1
'(', '-', 23, ')'

Parsing

A Parser takes text and returns an expression



'(+ 1'
'(- 23)'
'(* 4 5.6))'

→

(', '+', 1
(', '-', 23, ')'
(', '*', 4, 5.6, ')', ')'

Parsing

A Parser takes text and returns an expression



'(+ 1'
'(- 23)'
'(* 4 5.6)'

→

(', '+', 1
(', '-', 23, ')'
(', '*', 4, 5.6, ')', ')'

Parsing

A Parser takes text and returns an expression




'(+ 1'
'(- 23)'
' (* 4 5.6))'

'(', '+', 1
'(', '-', 23, ')'
'(', '*', 4, 5.6, ')', ')'

- Iterative process

Parsing

A Parser takes text and returns an expression



'(+ 1'
'(- 23)'
' (* 4 5.6)'

'(', '+', 1
'(', '-', 23, ')'
'(', '*', 4, 5.6, ')', ')'

- Iterative process
- Checks for malformed tokens

Parsing

A Parser takes text and returns an expression



'(+ 1'
'(- 23)'
' (* 4 5.6)'

'(', '+', 1
'(', '-', 23, ')'
'(', '*', 4, 5.6, ')', ')'

- Iterative process
- Checks for malformed tokens
- Determines types of tokens

Parsing

A Parser takes text and returns an expression



'(+ 1'
'(- 23)'
' (* 4 5.6)'

'(', '+', 1
'(', '-', 23, ')'
'(', '*', 4, 5.6, ')', ')'

- Iterative process
- Checks for malformed tokens
- Determines types of tokens
- Processes one line at a time

Parsing

A Parser takes text and returns an expression



'(+ 1'
'(- 23)'
' (* 4 5.6))'

'(', '+', 1
'(', '-', 23, ')'
'(', '*', 4, 5.6, ')', ')'

- Iterative process
- Checks for malformed tokens
- Determines types of tokens
- Processes one line at a time

Parsing

A Parser takes text and returns an expression



```
'(+ 1'  
'(- 23)'  
'(* 4 5.6)'
```

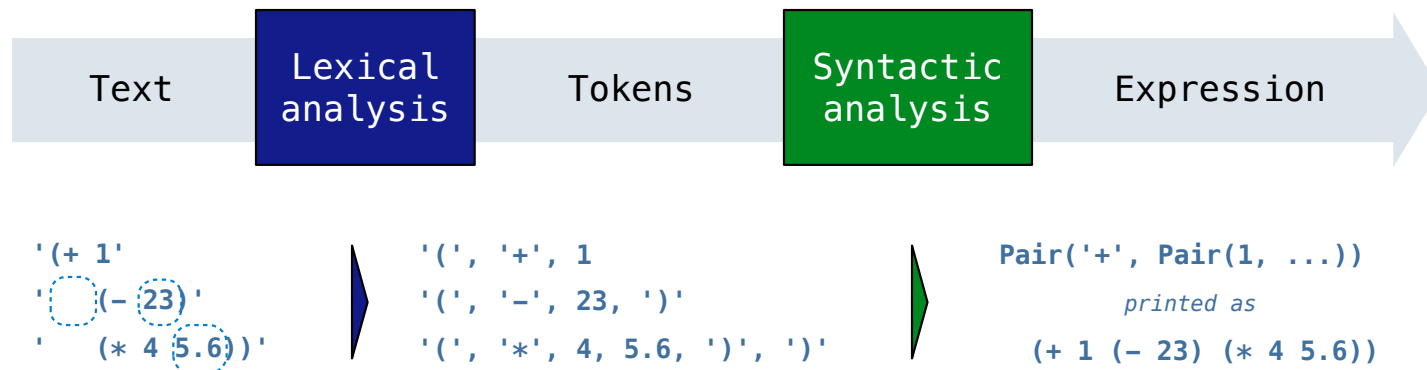
```
(', '+', 1  
(', '-', 23, ')'  
(', '*', 4, 5.6, ')', ')'
```

```
Pair('+', Pair(1, ...))
```

- Iterative process
- Checks for malformed tokens
- Determines types of tokens
- Processes one line at a time

Parsing

A Parser takes text and returns an expression



- Iterative process
- Checks for malformed tokens
- Determines types of tokens
- Processes one line at a time

Parsing

A Parser takes text and returns an expression



```
'(+ 1'  
'(- 23)'  
'(* 4 5.6)'
```

```
('(', '+', 1  
'(', '-', 23, ')'  
'(', '*', 4, 5.6, ')', ')'
```


```
Pair('+', Pair(1, ...))  
printed as  
(+ 1 (- 23) (* 4 5.6))
```

- Iterative process
- Checks for malformed tokens
- Determines types of tokens
- Processes one line at a time

- Tree-recursive process

Parsing

A Parser takes text and returns an expression



```
'(+ 1'  
'(- 23)'  
'(* 4 5.6)'
```

```
('(', '+', 1  
'(', '-', 23, ')'  
'(', '*', 4, 5.6, ')', ')'
```

```
Pair('+', Pair(1, ...))  
printed as  
(+ 1 (- 23) (* 4 5.6))
```

- Iterative process
- Checks for malformed tokens
- Determines types of tokens
- Processes one line at a time

- Tree-recursive process
- Balances parentheses

Parsing

A Parser takes text and returns an expression



```
'(+ 1'  
'(- 23)'  
'(* 4 5.6)'
```

```
(', '+', 1  
(', '-', 23, ')'  
(', '*', 4, 5.6, ')', ')'
```

```
Pair('+', Pair(1, ...))  
printed as  
(+ 1 (- 23) (* 4 5.6))
```

- Iterative process
- Checks for malformed tokens
- Determines types of tokens
- Processes one line at a time

- Tree-recursive process
- Balances parentheses
- Returns tree structure

Parsing

A Parser takes text and returns an expression



```
'(+ 1'  
'(- 23)'  
'(* 4 5.6)'
```

```
(', '+', 1  
(', '-', 23, ')'  
(', '*', 4, 5.6, ')', ')'
```

```
Pair('+', Pair(1, ...))  
printed as  
(+ 1 (- 23) (* 4 5.6))
```

- Iterative process
- Checks for malformed tokens
- Determines types of tokens
- Processes one line at a time

- Tree-recursive process
- Balances parentheses
- Returns tree structure
- Processes multiple lines

Recursive Syntactic Analysis

Recursive Syntactic Analysis

A predictive recursive descent parser inspects only k tokens to decide how to proceed, for some fixed k

Recursive Syntactic Analysis

A predictive recursive descent parser inspects only k tokens to decide how to proceed, for some fixed k

Can English be parsed via predictive recursive descent?

Recursive Syntactic Analysis

A predictive recursive descent parser inspects only k tokens to decide how to proceed, for some fixed k

Can English be parsed via predictive recursive descent?

The horse raced past the barn fell.

Recursive Syntactic Analysis

A predictive recursive descent parser inspects only k tokens to decide how to proceed, for some fixed k

Can English be parsed via predictive recursive descent?

The horse ~~raced~~ past the barn fell.
ridden

Recursive Syntactic Analysis

A predictive recursive descent parser inspects only k tokens to decide how to proceed, for some fixed k

Can English be parsed via predictive recursive descent?

The horse ~~raced~~ past the barn fell.

↑ ridden
(that was)

Recursive Syntactic Analysis

A predictive recursive descent parser inspects only k tokens to decide how to proceed, for some fixed k

Can English be parsed via predictive recursive descent?

_____ sentence subject _____
The horse ~~raced~~ past the barn fell.
 ↑ ridden
 (th~~at~~ was)

Syntactic Analysis

Syntactic Analysis

Syntactic analysis identifies the hierarchical structure of an expression, which may be nested

Syntactic Analysis

Syntactic analysis identifies the hierarchical structure of an expression, which may be nested

Each call to `scheme_read` consumes the input tokens for exactly one expression

Syntactic Analysis

Syntactic analysis identifies the hierarchical structure of an expression, which may be nested

Each call to `scheme_read` consumes the input tokens for exactly one expression

Base case: symbols and numbers

Syntactic Analysis

Syntactic analysis identifies the hierarchical structure of an expression, which may be nested

Each call to `scheme_read` consumes the input tokens for exactly one expression

Base case: symbols and numbers

Recursive call: `scheme_read` sub-expressions and combine them

Syntactic Analysis

Syntactic analysis identifies the hierarchical structure of an expression, which may be nested

Each call to `scheme_read` consumes the input tokens for exactly one expression

```
'(', '+', 1, '(', '-', 23, ')', '(', '*', 4, 5.6, ')', ')'
```

Base case: symbols and numbers

Recursive call: `scheme_read` sub-expressions and combine them

Syntactic Analysis

Syntactic analysis identifies the hierarchical structure of an expression, which may be nested

Each call to `scheme_read` consumes the input tokens for exactly one expression

```
'(', '+', 1, '(', '-', 23, ')', '(', '*', 4, 5.6, ')', ')'
```



Base case: symbols and numbers

Recursive call: `scheme_read` sub-expressions and combine them

Syntactic Analysis

Syntactic analysis identifies the hierarchical structure of an expression, which may be nested

Each call to `scheme_read` consumes the input tokens for exactly one expression

```
'(', '+', 1, '(', '-', 23, ')', '(', '*', 4, 5.6, ')', ')'
```



Base case: symbols and numbers

Recursive call: `scheme_read` sub-expressions and combine them

Syntactic Analysis

Syntactic analysis identifies the hierarchical structure of an expression, which may be nested

Each call to `scheme_read` consumes the input tokens for exactly one expression

```
'(', '+', 1, '(', '-', 23, ')', '(', '*', 4, 5.6, ')', ')'
```



Base case: symbols and numbers

Recursive call: `scheme_read` sub-expressions and combine them

Syntactic Analysis

Syntactic analysis identifies the hierarchical structure of an expression, which may be nested

Each call to `scheme_read` consumes the input tokens for exactly one expression

```
'(', '+', 1, '(', '-', 23, ')', '(', '*', 4, 5.6, ')', ')'
```



Base case: symbols and numbers


Recursive call: `scheme_read` sub-expressions and combine them

Syntactic Analysis

Syntactic analysis identifies the hierarchical structure of an expression, which may be nested

Each call to `scheme_read` consumes the input tokens for exactly one expression

```
'(', '+', 1, '(', '-', 23, ')', '(', '*', 4, 5.6, ')', ')'
```



Base case: symbols and numbers

Recursive call: `scheme_read` sub-expressions and combine them

Syntactic Analysis

Syntactic analysis identifies the hierarchical structure of an expression, which may be nested

Each call to `scheme_read` consumes the input tokens for exactly one expression

```
'(', '+', 1, '(', '-', 23, ')', '(', '*', 4, 5.6, ')', ')'
```



Base case: symbols and numbers


Recursive call: `scheme_read` sub-expressions and combine them

Syntactic Analysis

Syntactic analysis identifies the hierarchical structure of an expression, which may be nested

Each call to `scheme_read` consumes the input tokens for exactly one expression

```
'(', '+', 1, '(', '-', 23, ')', '(', '*', 4, 5.6, ')', ')'
```



Base case: symbols and numbers


Recursive call: `scheme_read` sub-expressions and combine them

Syntactic Analysis

Syntactic analysis identifies the hierarchical structure of an expression, which may be nested

Each call to `scheme_read` consumes the input tokens for exactly one expression

```
'(', '+', 1, '(', '-', 23, ')', '(', '*', 4, 5.6, ')', ')'
```



Base case: symbols and numbers

Recursive call: `scheme_read` sub-expressions and combine them

(Demo)