

61A Lecture 24

Announcements

Scheme

Scheme is a Dialect of Lisp

Scheme is a Dialect of Lisp

What are people saying about Lisp?

Scheme is a Dialect of Lisp

What are people saying about Lisp?

- "If you don't know Lisp, you don't know what it means for a programming language to be powerful and elegant."
 - Richard Stallman, created Emacs & the first free variant of UNIX

Scheme is a Dialect of Lisp

What are people saying about Lisp?

- "If you don't know Lisp, you don't know what it means for a programming language to be powerful and elegant."
 - Richard Stallman, created Emacs & the first free variant of UNIX
- "The only computer language that is beautiful."
 - Neal Stephenson, DeNero's favorite sci-fi author

Scheme is a Dialect of Lisp

What are people saying about Lisp?

- "If you don't know Lisp, you don't know what it means for a programming language to be powerful and elegant."
 - Richard Stallman, created Emacs & the first free variant of UNIX
- "The only computer language that is beautiful."
 - Neal Stephenson, DeNero's favorite sci-fi author
- "The greatest single programming language ever designed."
 - Alan Kay, co-inventor of Smalltalk and OOP (from the user interface video)

Scheme Fundamentals

Scheme Fundamentals

Scheme programs consist of expressions, which can be:

Scheme Fundamentals

Scheme programs consist of expressions, which can be:

- Primitive expressions: 2 3.3 true + quotient

Scheme Fundamentals

Scheme programs consist of expressions, which can be:

- Primitive expressions: `2` `3.3` `true` `+` `quotient`
- Combinations: `(quotient 10 2)` `(not true)`

Scheme Fundamentals

Scheme programs consist of expressions, which can be:

- Primitive expressions: `2` `3.3` `true` `+` `quotient`
- Combinations: `(quotient 10 2)` `(not true)`

Numbers are self-evaluating; symbols are bound to values

Scheme Fundamentals

Scheme programs consist of expressions, which can be:

- Primitive expressions: `2` `3.3` `true` `+` `quotient`
- Combinations: `(quotient 10 2)` `(not true)`

Numbers are self-evaluating; symbols are bound to values

Call expressions include an operator and 0 or more operands in parentheses

Scheme Fundamentals

Scheme programs consist of expressions, which can be:

- Primitive expressions: 2 3.3 true + quotient
- Combinations: (quotient 10 2) (not true)

Numbers are self-evaluating; symbols are bound to values

Call expressions include an operator and 0 or more operands in parentheses

```
> (quotient 10 2)  
5
```

Scheme Fundamentals

Scheme programs consist of expressions, which can be:

- Primitive expressions: 2 3.3 true + quotient
- Combinations: (quotient 10 2) (not true)

Numbers are self-evaluating; symbols are bound to values

Call expressions include an operator and 0 or more operands in parentheses

```
> (quotient 10 2)  
5
```

“quotient” names Scheme’s built-in integer division procedure (i.e., function)

Scheme Fundamentals

Scheme programs consist of expressions, which can be:

- Primitive expressions: 2 3.3 true + quotient
- Combinations: (quotient 10 2) (not true)

Numbers are self-evaluating; symbols are bound to values

Call expressions include an operator and 0 or more operands in parentheses

```
> (quotient 10 2)
5
> (quotient (+ 8 7) 5)
3
```

“quotient” names Scheme’s built-in integer division procedure (i.e., function)

Scheme Fundamentals

Scheme programs consist of expressions, which can be:

- Primitive expressions: 2 3.3 true + quotient
- Combinations: (quotient 10 2) (not true)

Numbers are self-evaluating; symbols are bound to values

Call expressions include an operator and 0 or more operands in parentheses

```
> (quotient 10 2)
5
> (quotient (+ 8 7) 5)
3
> (+ (* 3
      (+ (* 2 4)
          (+ 3 5)))
      (+ (- 10 7)
          6))
```

“quotient” names Scheme’s built-in integer division procedure (i.e., function)

Scheme Fundamentals

Scheme programs consist of expressions, which can be:

- Primitive expressions: 2 3.3 true + quotient
- Combinations: (quotient 10 2) (not true)

Numbers are self-evaluating; symbols are bound to values

Call expressions include an operator and 0 or more operands in parentheses

```
> (quotient 10 2)
5
> (quotient (+ 8 7) 5)
3
> (+ (* 3
      (+ (* 2 4)
          (+ 3 5)))
      (+ (- 10 7)
          6))
```

“quotient” names Scheme’s built-in integer division procedure (i.e., function)

Combinations can span multiple lines (spacing doesn’t matter)

Scheme Fundamentals

Scheme programs consist of expressions, which can be:

- Primitive expressions: 2 3.3 true + quotient
- Combinations: (quotient 10 2) (not true)

Numbers are self-evaluating; symbols are bound to values

Call expressions include an operator and 0 or more operands in parentheses

```
> (quotient 10 2)
5
> (quotient (+ 8 7) 5)
3
> (+ (* 3
      (+ (* 2 4)
          (+ 3 5)))
      (+ (- 10 7)
          6))
```

“quotient” names Scheme’s built-in integer division procedure (i.e., function)

Combinations can span multiple lines (spacing doesn’t matter)

Scheme Fundamentals

Scheme programs consist of expressions, which can be:

- Primitive expressions: 2 3.3 true + quotient
- Combinations: (quotient 10 2) (not true)

Numbers are self-evaluating; symbols are bound to values

Call expressions include an operator and 0 or more operands in parentheses

```
> (quotient 10 2)
5
> (quotient (+ 8 7) 5)
3
> (+ (* 3
      (+ (* 2 4)
          (+ 3 5)))
      (+ (- 10 7)
          6))
```

“quotient” names Scheme’s built-in integer division procedure (i.e., function)

Combinations can span multiple lines (spacing doesn’t matter)

Scheme Fundamentals

Scheme programs consist of expressions, which can be:

- Primitive expressions: 2 3.3 true + quotient
- Combinations: (quotient 10 2) (not true)

Numbers are self-evaluating; symbols are bound to values

Call expressions include an operator and 0 or more operands in parentheses

```
> (quotient 10 2)
5
> (quotient (+ 8 7) 5)
3
> (+ (* 3
      (+ (* 2 4)
          (+ 3 5)))
      (+ (- 10 7)
          6))
```

“quotient” names Scheme’s built-in integer division procedure (i.e., function)

Combinations can span multiple lines (spacing doesn’t matter)

Scheme Fundamentals

Scheme programs consist of expressions, which can be:

- Primitive expressions: 2 3.3 true + quotient
- Combinations: (quotient 10 2) (not true)

Numbers are self-evaluating; symbols are bound to values

Call expressions include an operator and 0 or more operands in parentheses

```
> (quotient 10 2)
5
> (quotient (+ 8 7) 5)
3
> (+ (* 3
      (+ (* 2 4)
          (+ 3 5)))
      (+ (- 10 7)
          6))
```

“quotient” names Scheme’s built-in integer division procedure (i.e., function)

Combinations can span multiple lines (spacing doesn’t matter)

Scheme Fundamentals

Scheme programs consist of expressions, which can be:

- Primitive expressions: 2 3.3 true + quotient
- Combinations: (quotient 10 2) (not true)

Numbers are self-evaluating; symbols are bound to values

Call expressions include an operator and 0 or more operands in parentheses

```
> (quotient 10 2)
5
> (quotient (+ 8 7) 5)
3
> (+ (* 3
      (+ (* 2 4)
          (+ 3 5)))
      (+ (- 10 7)
          6))
```

“quotient” names Scheme’s built-in integer division procedure (i.e., function)

Combinations can span multiple lines (spacing doesn’t matter)

(Demo)

Special Forms

Special Forms

Special Forms

A combination that is not a call expression is a special form:

Special Forms

A combination that is not a call expression is a special form:

- **if** expression: (if <predicate> <consequent> <alternative>)

Special Forms

A combination that is not a call expression is a special form:

- **if** expression: (if <predicate> <consequent> <alternative>)

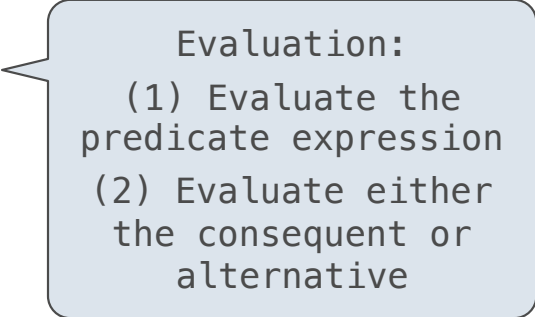
Evaluation:

- (1) Evaluate the predicate expression
- (2) Evaluate either the consequent or alternative

Special Forms

A combination that is not a call expression is a special form:

- **if** expression: (if <predicate> <consequent> <alternative>)
- **and** and **or**: (and <e1> ... <en>), (or <e1> ... <en>)



Evaluation:
(1) Evaluate the predicate expression
(2) Evaluate either the consequent or alternative

Special Forms

A combination that is not a call expression is a special form:

- **if** expression: (if <predicate> <consequent> <alternative>)
- **and** and **or**: (and <e1> ... <en>), (or <e1> ... <en>)
- Binding symbols: (define <symbol> <expression>)

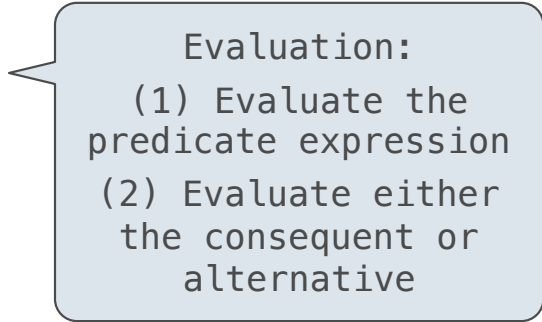
Evaluation:

- (1) Evaluate the predicate expression
- (2) Evaluate either the consequent or alternative

Special Forms

A combination that is not a call expression is a special form:

- **if** expression: (if <predicate> <consequent> <alternative>)
- **and** and **or**: (and <e1> ... <en>), (or <e1> ... <en>)
- Binding symbols: (define <symbol> <expression>)



Evaluation:
(1) Evaluate the predicate expression
(2) Evaluate either the consequent or alternative

```
> (define pi 3.14)
> (* pi 2)
6.28
```


Special Forms

A combination that is not a call expression is a special form:

- **if** expression: (if <predicate> <consequent> <alternative>)
- **and** and **or**: (and <e1> ... <en>), (or <e1> ... <en>)
- Binding symbols: (define <symbol> <expression>)

Evaluation:
(1) Evaluate the predicate expression
(2) Evaluate either the consequent or alternative

```
> (define pi 3.14)  
> (* pi 2)  
6.28
```

The symbol "pi" is bound to 3.14 in the global frame

Special Forms

A combination that is not a call expression is a special form:

- **if** expression: (if <predicate> <consequent> <alternative>)
- **and** and **or**: (and <e1> ... <en>), (or <e1> ... <en>)
- Binding symbols: (define <symbol> <expression>)
- New procedures: (define (<symbol> <formal parameters>) <body>)

Evaluation:
(1) Evaluate the predicate expression
(2) Evaluate either the consequent or alternative

```
> (define pi 3.14)  
> (* pi 2)  
6.28
```

The symbol "pi" is bound to 3.14 in the global frame

Special Forms

A combination that is not a call expression is a special form:

- **if** expression: (if <predicate> <consequent> <alternative>)
- **and** and **or**: (and <e1> ... <en>), (or <e1> ... <en>)
- Binding symbols: (define <symbol> <expression>)
- New procedures: (define (<symbol> <formal parameters>) <body>)

Evaluation:
(1) Evaluate the predicate expression
(2) Evaluate either the consequent or alternative

```
> (define pi 3.14)
> (* pi 2)
6.28
```

The symbol "pi" is bound to 3.14 in the global frame

```
> (define (abs x)
    (if (< x 0)
        (- x)
        x))
> (abs -3)
3
```

Special Forms

A combination that is not a call expression is a special form:

- **if** expression: (if <predicate> <consequent> <alternative>)
- **and** and **or**: (and <e1> ... <en>), (or <e1> ... <en>)
- Binding symbols: (define <symbol> <expression>)
- New procedures: (define (<symbol> <formal parameters>) <body>)

Evaluation:
(1) Evaluate the predicate expression
(2) Evaluate either the consequent or alternative

```
> (define pi 3.14)
> (* pi 2)
6.28
```

The symbol "pi" is bound to 3.14 in the global frame

```
> (define (abs x)
      (if (< x 0)
          (- x)
          x))
> (abs -3)
3
```

A procedure is created and bound to the symbol "abs"

Special Forms

A combination that is not a call expression is a special form:

- **if** expression: (if <predicate> <consequent> <alternative>)
- **and** and **or**: (and <e1> ... <en>), (or <e1> ... <en>)
- Binding symbols: (define <symbol> <expression>)
- New procedures: (define (<symbol> <formal parameters>) <body>)

Evaluation:
(1) Evaluate the predicate expression
(2) Evaluate either the consequent or alternative

```
> (define pi 3.14)
> (* pi 2)
6.28
```

The symbol "pi" is bound to 3.14 in the global frame

```
> (define (abs x)
  (if (< x 0)
      (- x)
      x))
> (abs -3)
3
```

A procedure is created and bound to the symbol "abs"

Special Forms

A combination that is not a call expression is a special form:

- **if** expression: (if <predicate> <consequent> <alternative>)
- **and** and **or**: (and <e1> ... <en>), (or <e1> ... <en>)
- Binding symbols: (define <symbol> <expression>)
- New procedures: (define (<symbol> <formal parameters>) <body>)

Evaluation:
(1) Evaluate the predicate expression
(2) Evaluate either the consequent or alternative

```
> (define pi 3.14)
> (* pi 2)
6.28
```

The symbol "pi" is bound to 3.14 in the global frame

```
> (define (abs x)
  (if (< x 0)
      (- x)
      x))
> (abs -3)
3
```

A procedure is created and bound to the symbol "abs"

(Demo)

Scheme Interpreters

(Demo)

Lambda Expressions

Lambda Expressions

Lambda expressions evaluate to anonymous procedures

Lambda Expressions

Lambda expressions evaluate to anonymous procedures

```
(lambda (<formal-parameters>) <body>)
```

Lambda Expressions

Lambda expressions evaluate to anonymous procedures

`(lambda (<formal-parameters>) <body>)`



Lambda Expressions

Lambda expressions evaluate to anonymous procedures

```
(lambda (<formal-parameters>) <body>)
```

Two equivalent expressions:

```
(define (plus4 x) (+ x 4))
```

```
(define plus4 (lambda (x) (+ x 4)))
```



Lambda Expressions


Lambda expressions evaluate to anonymous procedures

```
(lambda (<formal-parameters>) <body>)
```

Two equivalent expressions:

```
(define (plus4 x) (+ x 4))
```

```
(define plus4 (lambda (x) (+ x 4)))
```



An operator can be a call expression too:

Lambda Expressions


Lambda expressions evaluate to anonymous procedures

```
(lambda (<formal-parameters>) <body>)
```

Two equivalent expressions:

```
(define (plus4 x) (+ x 4))
```

```
(define plus4 (lambda (x) (+ x 4)))
```



An operator can be a call expression too:

```
((lambda (x y z) (+ x y (square z))) 1 2 3)
```

Lambda Expressions

Lambda expressions evaluate to anonymous procedures

```
(lambda (<formal-parameters>) <body>)
```

Two equivalent expressions:

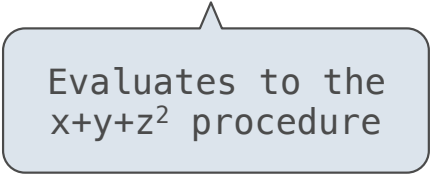
```
(define (plus4 x) (+ x 4))
```

```
(define plus4 (lambda (x) (+ x 4)))
```

A large black lambda symbol (λ) is centered within a yellow rounded rectangular box with a thin black border. A small tail of the box points towards the lambda expression in the code above.

An operator can be a call expression too:

```
((lambda (x y z) (+ x y (square z))) 1 2 3)
```


A light blue rounded rectangular box with a thin black border and a tail pointing to the call expression above. It contains the text "Evaluates to the x+y+z² procedure".

Evaluates to the
 $x+y+z^2$ procedure

Lambda Expressions

Lambda expressions evaluate to anonymous procedures

```
(lambda (<formal-parameters>) <body>)
```



Two equivalent expressions:

```
(define (plus4 x) (+ x 4))
```

```
(define plus4 (lambda (x) (+ x 4)))
```

An operator can be a call expression too:

```
((lambda (x y z) (+ x y (square z))) 1 2 3) ► 12
```

Evaluates to the
 $x+y+z^2$ procedure

Pairs and Lists

Pairs and Lists

Pairs and Lists

In the late 1950s, computer scientists used confusing names

Pairs and Lists

In the late 1950s, computer scientists used confusing names

- **cons**: Two-argument procedure that creates a pair

Pairs and Lists

In the late 1950s, computer scientists used confusing names

- **cons**: Two-argument procedure that creates a pair

(cons 1 2)

1	2
---	---

Pairs and Lists

In the late 1950s, computer scientists used confusing names

- **cons**: Two-argument procedure that creates a pair
- **car**: Procedure that returns the first element of a pair

(cons 1 2)

1	2
---	---

Pairs and Lists

In the late 1950s, computer scientists used confusing names

- **cons**: Two-argument procedure that creates a pair
- **car**: Procedure that returns the first element of a pair
- **cdr**: Procedure that returns the second element of a pair

(cons 1 2)


1	2
---	---

Pairs and Lists

In the late 1950s, computer scientists used confusing names

- **cons**: Two-argument procedure that creates a pair
- **car**: Procedure that returns the first element of a pair
- **cdr**: Procedure that returns the second element of a pair
- **nil**: The empty list

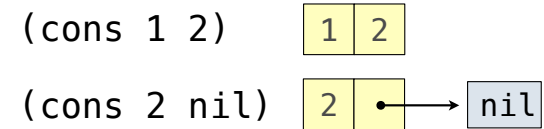
(cons 1 2)



Pairs and Lists

In the late 1950s, computer scientists used confusing names

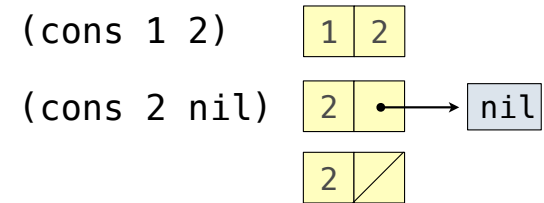
- **cons**: Two-argument procedure that creates a pair
- **car**: Procedure that returns the first element of a pair
- **cdr**: Procedure that returns the second element of a pair
- **nil**: The empty list



Pairs and Lists

In the late 1950s, computer scientists used confusing names

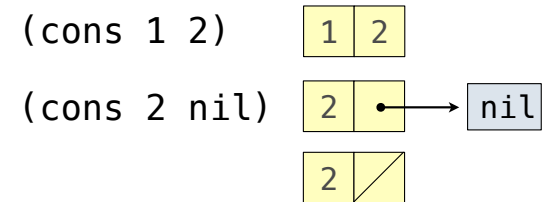
- **cons**: Two-argument procedure that creates a pair
- **car**: Procedure that returns the first element of a pair
- **cdr**: Procedure that returns the second element of a pair
- **nil**: The empty list



Pairs and Lists

In the late 1950s, computer scientists used confusing names

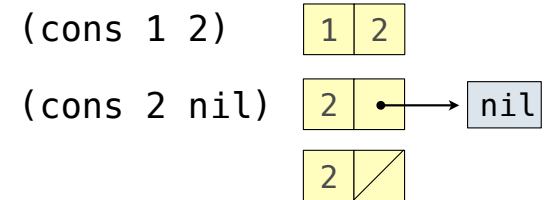
- **cons**: Two-argument procedure that creates a pair
- **car**: Procedure that returns the first element of a pair
- **cdr**: Procedure that returns the second element of a pair
- **nil**: The empty list
- A (non-empty) list in Scheme is a pair in which the second element is **nil** or a Scheme list




Pairs and Lists

In the late 1950s, computer scientists used confusing names

- **cons**: Two-argument procedure that creates a pair
- **car**: Procedure that returns the first element of a pair
- **cdr**: Procedure that returns the second element of a pair
- **nil**: The empty list
- A (non-empty) list in Scheme is a pair in which the second element is **nil** or a Scheme list



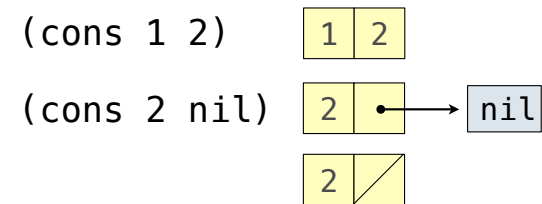
(cons 2 nil)



Pairs and Lists

In the late 1950s, computer scientists used confusing names

- **cons**: Two-argument procedure that creates a pair
- **car**: Procedure that returns the first element of a pair
- **cdr**: Procedure that returns the second element of a pair
- **nil**: The empty list
- A (non-empty) list in Scheme is a pair in which the second element is **nil** or a Scheme list



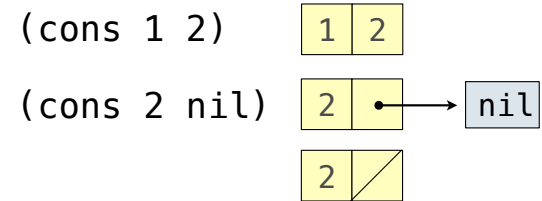
> (cons 1 (cons 2 nil))



Pairs and Lists

In the late 1950s, computer scientists used confusing names

- **cons**: Two-argument procedure that creates a pair
- **car**: Procedure that returns the first element of a pair
- **cdr**: Procedure that returns the second element of a pair
- **nil**: The empty list
- A (non-empty) list in Scheme is a pair in which the second element is **nil** or a Scheme list
- **Important!** Scheme lists are written in parentheses separated by spaces



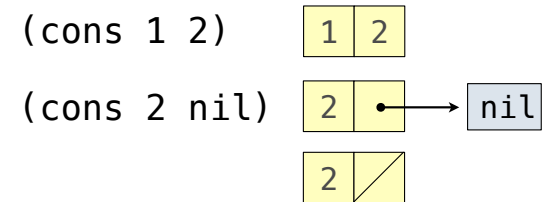
```
> (cons 1 (cons 2 nil))
```



Pairs and Lists

In the late 1950s, computer scientists used confusing names

- **cons**: Two-argument procedure that creates a pair
- **car**: Procedure that returns the first element of a pair
- **cdr**: Procedure that returns the second element of a pair
- **nil**: The empty list
- A (non-empty) list in Scheme is a pair in which the second element is **nil** or a Scheme list
- **Important!** Scheme lists are written in parentheses separated by spaces



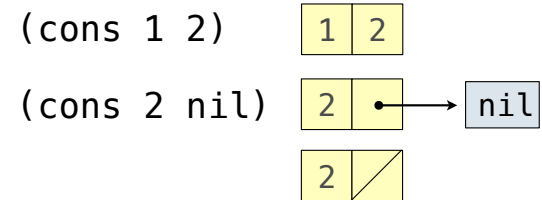
```
> (cons 1 (cons 2 nil))  
(1 2)
```



Pairs and Lists

In the late 1950s, computer scientists used confusing names

- **cons**: Two-argument procedure that creates a pair
- **car**: Procedure that returns the first element of a pair
- **cdr**: Procedure that returns the second element of a pair
- **nil**: The empty list
- A (non-empty) list in Scheme is a pair in which the second element is **nil** or a Scheme list
- **Important!** Scheme lists are written in parentheses separated by spaces
- A dotted list has some value for the second element of the last pair that is not a list



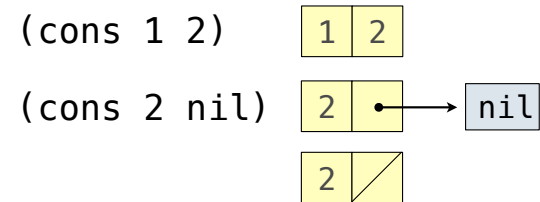
```
> (cons 1 (cons 2 nil))  
(1 2)
```



Pairs and Lists

In the late 1950s, computer scientists used confusing names

- **cons**: Two-argument procedure that creates a pair
- **car**: Procedure that returns the first element of a pair
- **cdr**: Procedure that returns the second element of a pair
- **nil**: The empty list
- A (non-empty) list in Scheme is a pair in which the second element is **nil** or a Scheme list
- **Important!** Scheme lists are written in parentheses separated by spaces
- A dotted list has some value for the second element of the last pair that is not a list



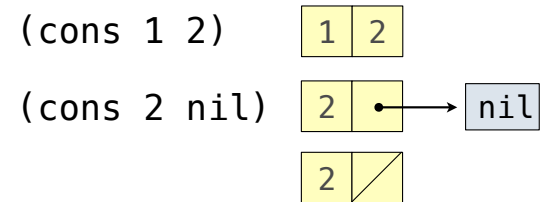
```
> (cons 1 (cons 2 nil))  
(1 2)  
> (define x (cons 1 2))
```



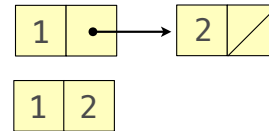
Pairs and Lists

In the late 1950s, computer scientists used confusing names

- **cons**: Two-argument procedure that creates a pair
- **car**: Procedure that returns the first element of a pair
- **cdr**: Procedure that returns the second element of a pair
- **nil**: The empty list
- A (non-empty) list in Scheme is a pair in which the second element is **nil** or a Scheme list
- **Important!** Scheme lists are written in parentheses separated by spaces
- A dotted list has some value for the second element of the last pair that is not a list



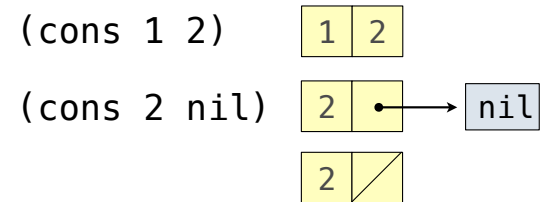
```
> (cons 1 (cons 2 nil))  
(1 2)  
> (define x (cons 1 2))
```



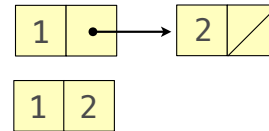
Pairs and Lists

In the late 1950s, computer scientists used confusing names

- **cons**: Two-argument procedure that creates a pair
- **car**: Procedure that returns the first element of a pair
- **cdr**: Procedure that returns the second element of a pair
- **nil**: The empty list
- A (non-empty) list in Scheme is a pair in which the second element is **nil** or a Scheme list
- **Important!** Scheme lists are written in parentheses separated by spaces
- A dotted list has some value for the second element of the last pair that is not a list



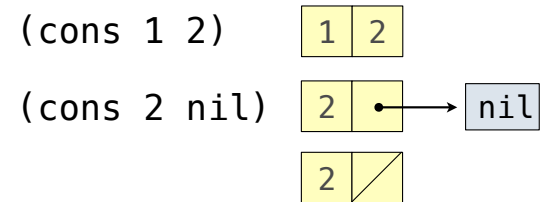
```
> (cons 1 (cons 2 nil))  
(1 2)  
> (define x (cons 1 2))  
> x
```



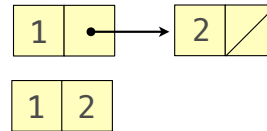
Pairs and Lists

In the late 1950s, computer scientists used confusing names

- **cons**: Two-argument procedure that creates a pair
- **car**: Procedure that returns the first element of a pair
- **cdr**: Procedure that returns the second element of a pair
- **nil**: The empty list
- A (non-empty) list in Scheme is a pair in which the second element is **nil** or a Scheme list
- **Important!** Scheme lists are written in parentheses separated by spaces
- A dotted list has some value for the second element of the last pair that is not a list



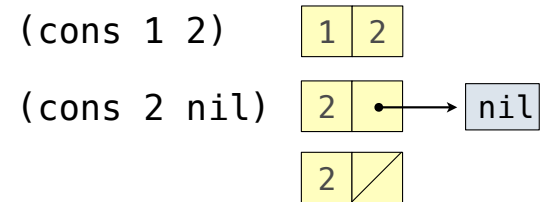
```
> (cons 1 (cons 2 nil))  
(1 2)  
> (define x (cons 1 2))  
> x  
(1 . 2)
```



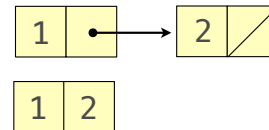
Pairs and Lists

In the late 1950s, computer scientists used confusing names

- **cons**: Two-argument procedure that creates a pair
- **car**: Procedure that returns the first element of a pair
- **cdr**: Procedure that returns the second element of a pair
- **nil**: The empty list
- A (non-empty) list in Scheme is a pair in which the second element is **nil** or a Scheme list
- **Important!** Scheme lists are written in parentheses separated by spaces
- A dotted list has some value for the second element of the last pair that is not a list



```
> (cons 1 (cons 2 nil))  
(1 2)  
> (define x (cons 1 2))  
> x  
(1 . 2)
```

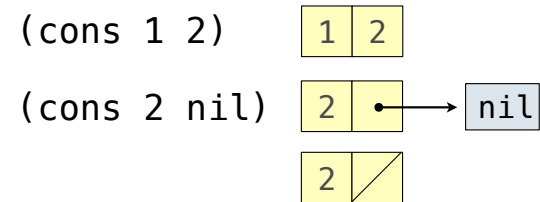


Not a well-formed list!

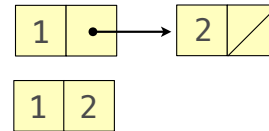
Pairs and Lists

In the late 1950s, computer scientists used confusing names

- **cons**: Two-argument procedure that creates a pair
- **car**: Procedure that returns the first element of a pair
- **cdr**: Procedure that returns the second element of a pair
- **nil**: The empty list
- A (non-empty) list in Scheme is a pair in which the second element is **nil** or a Scheme list
- **Important!** Scheme lists are written in parentheses separated by spaces
- A dotted list has some value for the second element of the last pair that is not a list



```
> (cons 1 (cons 2 nil))  
(1 2)  
> (define x (cons 1 2))  
> x  
(1 . 2)  
> (car x)
```

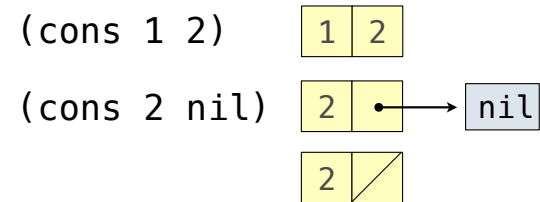


Not a well-formed list!

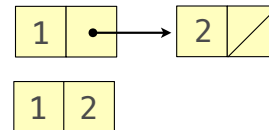
Pairs and Lists

In the late 1950s, computer scientists used confusing names

- **cons**: Two-argument procedure that creates a pair
- **car**: Procedure that returns the first element of a pair
- **cdr**: Procedure that returns the second element of a pair
- **nil**: The empty list
- A (non-empty) list in Scheme is a pair in which the second element is **nil** or a Scheme list
- **Important!** Scheme lists are written in parentheses separated by spaces
- A dotted list has some value for the second element of the last pair that is not a list



```
> (cons 1 (cons 2 nil))  
(1 2)  
> (define x (cons 1 2))  
> x  
(1 . 2)  
> (car x)  
1
```

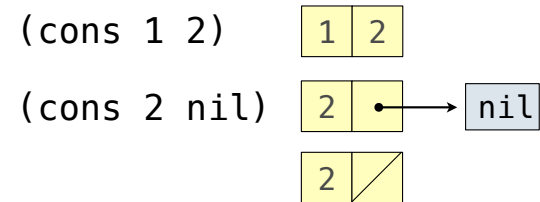


Not a well-formed list!

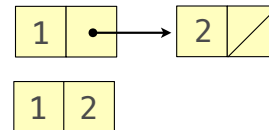
Pairs and Lists

In the late 1950s, computer scientists used confusing names

- **cons**: Two-argument procedure that creates a pair
- **car**: Procedure that returns the first element of a pair
- **cdr**: Procedure that returns the second element of a pair
- **nil**: The empty list
- A (non-empty) list in Scheme is a pair in which the second element is **nil** or a Scheme list
- **Important!** Scheme lists are written in parentheses separated by spaces
- A dotted list has some value for the second element of the last pair that is not a list



```
> (cons 1 (cons 2 nil))
(1 2)
> (define x (cons 1 2))
> x
(1 . 2)
> (car x)
1
> (cdr x)
```

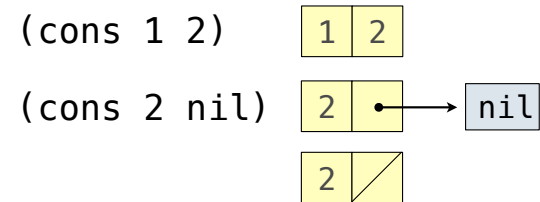


Not a well-formed list!

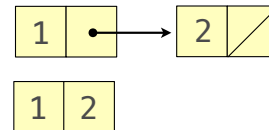
Pairs and Lists

In the late 1950s, computer scientists used confusing names

- **cons**: Two-argument procedure that creates a pair
- **car**: Procedure that returns the first element of a pair
- **cdr**: Procedure that returns the second element of a pair
- **nil**: The empty list
- A (non-empty) list in Scheme is a pair in which the second element is **nil** or a Scheme list
- **Important!** Scheme lists are written in parentheses separated by spaces
- A dotted list has some value for the second element of the last pair that is not a list



```
> (cons 1 (cons 2 nil))
(1 2)
> (define x (cons 1 2))
> x
(1 . 2)
> (car x)
1
> (cdr x)
2
```

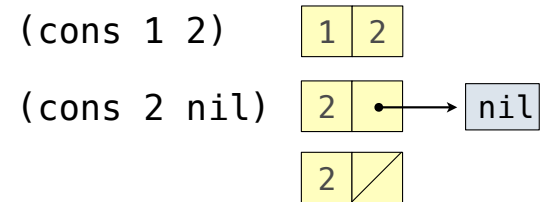


Not a well-formed list!

Pairs and Lists

In the late 1950s, computer scientists used confusing names

- **cons**: Two-argument procedure that creates a pair
- **car**: Procedure that returns the first element of a pair
- **cdr**: Procedure that returns the second element of a pair
- **nil**: The empty list
- A (non-empty) list in Scheme is a pair in which the second element is **nil** or a Scheme list
- **Important!** Scheme lists are written in parentheses separated by spaces
- A dotted list has some value for the second element of the last pair that is not a list



```
> (cons 1 (cons 2 nil))
```

```
(1 2)
```

```
> (define x (cons 1 2))
```

```
> x
```

```
(1 . 2)
```


```
> (car x)
```

```
1
```

```
> (cdr x)
```

```
2
```

```
> (cons 1 (cons 2 (cons 3 (cons 4 nil))))
```

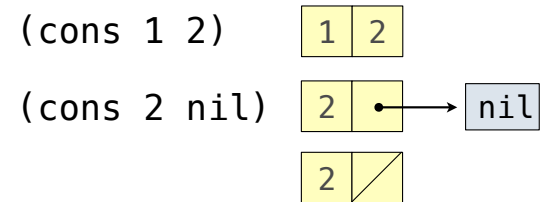


Not a well-formed list!

Pairs and Lists

In the late 1950s, computer scientists used confusing names

- **cons**: Two-argument procedure that creates a pair
- **car**: Procedure that returns the first element of a pair
- **cdr**: Procedure that returns the second element of a pair
- **nil**: The empty list
- A (non-empty) list in Scheme is a pair in which the second element is **nil** or a Scheme list
- **Important!** Scheme lists are written in parentheses separated by spaces
- A dotted list has some value for the second element of the last pair that is not a list



```
> (cons 1 (cons 2 nil))
```

```
(1 2)
```

```
> (define x (cons 1 2))
```

```
> x
```

```
(1 . 2)
```


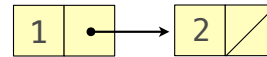
```
> (car x)
```

```
1
```

```
> (cdr x)
```

```
2
```

```
> (cons 1 (cons 2 (cons 3 (cons 4 nil))))
```

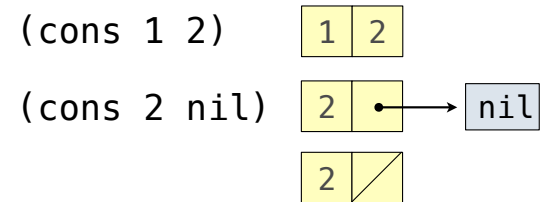


Not a well-formed list!

Pairs and Lists

In the late 1950s, computer scientists used confusing names

- **cons**: Two-argument procedure that creates a pair
- **car**: Procedure that returns the first element of a pair
- **cdr**: Procedure that returns the second element of a pair
- **nil**: The empty list
- A (non-empty) list in Scheme is a pair in which the second element is **nil** or a Scheme list
- **Important!** Scheme lists are written in parentheses separated by spaces
- A dotted list has some value for the second element of the last pair that is not a list



```
> (cons 1 (cons 2 nil))
```

```
(1 2)
```

```
> (define x (cons 1 2))
```

```
> x
```

```
(1 . 2)
```

```
> (car x)
```

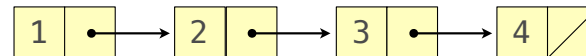

```
1
```

```
> (cdr x)
```

```
2
```

```
> (cons 1 (cons 2 (cons 3 (cons 4 nil))))
```

```
(1 2 3 4)
```

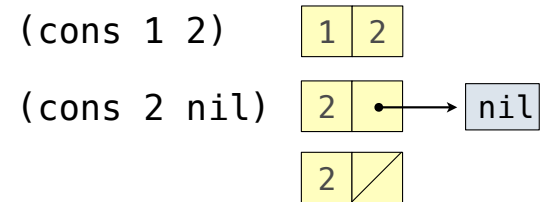


Not a well-formed list!

Pairs and Lists

In the late 1950s, computer scientists used confusing names

- **cons**: Two-argument procedure that creates a pair
- **car**: Procedure that returns the first element of a pair
- **cdr**: Procedure that returns the second element of a pair
- **nil**: The empty list
- A (non-empty) list in Scheme is a pair in which the second element is **nil** or a Scheme list
- **Important!** Scheme lists are written in parentheses separated by spaces
- A dotted list has some value for the second element of the last pair that is not a list



```
> (cons 1 (cons 2 nil))
```

```
(1 2)
```

```
> (define x (cons 1 2))
```

```
> x
```

```
(1 . 2)
```

```
> (car x)
```

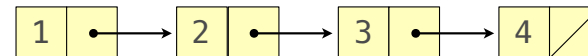

```
1
```

```
> (cdr x)
```

```
2
```

```
> (cons 1 (cons 2 (cons 3 (cons 4 nil))))
```

```
(1 2 3 4)
```



Not a well-formed list!

(Demo)

Symbolic Programming

Symbolic Programming

Symbolic Programming

Symbols normally refer to values; how do we refer to symbols?

Symbolic Programming

Symbols normally refer to values; how do we refer to symbols?

```
> (define a 1)
```

Symbolic Programming

Symbols normally refer to values; how do we refer to symbols?

```
> (define a 1)
> (define b 2)
```

Symbolic Programming

Symbols normally refer to values; how do we refer to symbols?

```
> (define a 1)
> (define b 2)
> (list a b)
```

Symbolic Programming

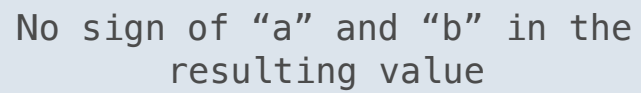
Symbols normally refer to values; how do we refer to symbols?

```
> (define a 1)
> (define b 2)
> (list a b)
(1 2)
```

Symbolic Programming

Symbols normally refer to values; how do we refer to symbols?

```
> (define a 1)
> (define b 2)
> (list a b)
(1 2)
```

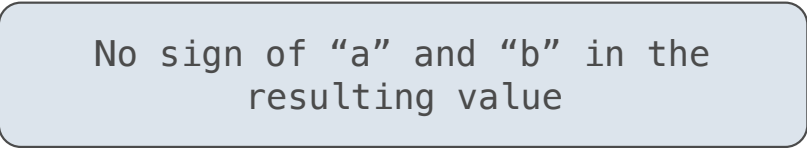


No sign of “a” and “b” in the resulting value

Symbolic Programming

Symbols normally refer to values; how do we refer to symbols?

```
> (define a 1)
> (define b 2)
> (list a b)
(1 2)
```



No sign of “a” and “b” in the resulting value

Quotation is used to refer to symbols directly in Lisp.

Symbolic Programming

Symbols normally refer to values; how do we refer to symbols?

```
> (define a 1)
> (define b 2)
> (list a b)
(1 2)
```

No sign of "a" and "b" in the resulting value

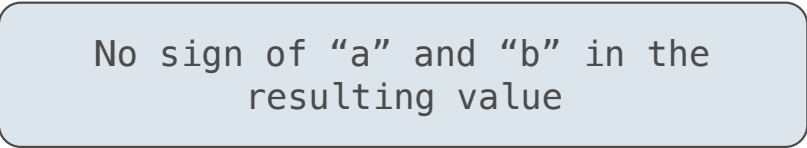
Quotation is used to refer to symbols directly in Lisp.

```
> (list 'a 'b)
```

Symbolic Programming

Symbols normally refer to values; how do we refer to symbols?

```
> (define a 1)
> (define b 2)
> (list a b)
(1 2)
```



No sign of "a" and "b" in the resulting value

Quotation is used to refer to symbols directly in Lisp.

```
> (list 'a 'b)
(a b)
```


Symbolic Programming

Symbols normally refer to values; how do we refer to symbols?

```
> (define a 1)
> (define b 2)
> (list a b)
(1 2)
```

No sign of "a" and "b" in the resulting value

Quotation is used to refer to symbols directly in Lisp.

```
> (list 'a 'b)
(a b)
> (list 'a b)
```

Symbolic Programming

Symbols normally refer to values; how do we refer to symbols?

```
> (define a 1)
> (define b 2)
> (list a b)
(1 2)
```

No sign of "a" and "b" in the resulting value

Quotation is used to refer to symbols directly in Lisp.

```
> (list 'a 'b)
(a b)
> (list 'a b)
(a 2)
```

Symbolic Programming

Symbols normally refer to values; how do we refer to symbols?

```
> (define a 1)
> (define b 2)
> (list a b)
(1 2)
```

No sign of "a" and "b" in the resulting value

Quotation is used to refer to symbols directly in Lisp.

```
> (list 'a 'b)
(a b)
> (list 'a b)
(a 2)
```

Symbols are now values

Symbolic Programming

Symbols normally refer to values; how do we refer to symbols?

```
> (define a 1)
> (define b 2)
> (list a b)
(1 2)
```

No sign of "a" and "b" in the resulting value

Quotation is used to refer to symbols directly in Lisp.

```
> (list 'a 'b)
(a b)
> (list 'a b)
(a 2)
```

Symbols are now values

Quotation can also be applied to combinations to form lists.

Symbolic Programming

Symbols normally refer to values; how do we refer to symbols?

```
> (define a 1)
> (define b 2)
> (list a b)
(1 2)
```

No sign of "a" and "b" in the resulting value

Quotation is used to refer to symbols directly in Lisp.

```
> (list 'a 'b)
(a b)
> (list 'a b)
(a 2)
```

Symbols are now values

Quotation can also be applied to combinations to form lists.

```
> (car '(a b c))
```

Symbolic Programming

Symbols normally refer to values; how do we refer to symbols?

```
> (define a 1)
> (define b 2)
> (list a b)
(1 2)
```

No sign of "a" and "b" in the resulting value

Quotation is used to refer to symbols directly in Lisp.

```
> (list 'a 'b)
(a b)
> (list 'a b)
(a 2)
```

Symbols are now values

Quotation can also be applied to combinations to form lists.

```
> (car '(a b c))
a
```

Symbolic Programming

Symbols normally refer to values; how do we refer to symbols?

```
> (define a 1)
> (define b 2)
> (list a b)
(1 2)
```

No sign of "a" and "b" in the resulting value

Quotation is used to refer to symbols directly in Lisp.

```
> (list 'a 'b)
(a b)
> (list 'a b)
(a 2)
```

Symbols are now values

Quotation can also be applied to combinations to form lists.

```
> (car '(a b c))
a
> (cdr '(a b c))
```

Symbolic Programming

Symbols normally refer to values; how do we refer to symbols?

```
> (define a 1)
> (define b 2)
> (list a b)
(1 2)
```

No sign of "a" and "b" in the resulting value

Quotation is used to refer to symbols directly in Lisp.

```
> (list 'a 'b)
(a b)
> (list 'a b)
(a 2)
```

Symbols are now values

Quotation can also be applied to combinations to form lists.

```
> (car '(a b c))
a
> (cdr '(a b c))
(b c)
```


Scheme Lists and Quotation

Scheme Lists and Quotation

Dots can be used in a quoted list to specify the second element of the final pair.

Scheme Lists and Quotation

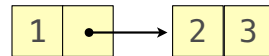
Dots can be used in a quoted list to specify the second element of the final pair.

```
'(1 2 . 3)
```

Scheme Lists and Quotation

Dots can be used in a quoted list to specify the second element of the final pair.

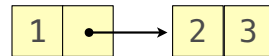
`'(1 2 . 3)`



Scheme Lists and Quotation

Dots can be used in a quoted list to specify the second element of the final pair.

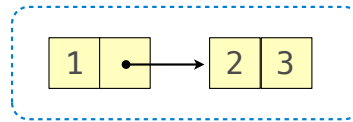
```
> (cdr (cdr '(1 2 . 3)))
```



Scheme Lists and Quotation

Dots can be used in a quoted list to specify the second element of the final pair.

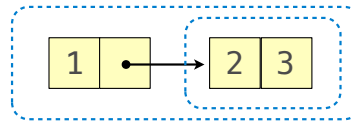
```
> (cdr (cdr '(1 2 . 3)))
```



Scheme Lists and Quotation

Dots can be used in a quoted list to specify the second element of the final pair.

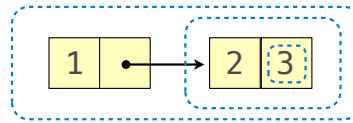
```
> (cdr (cdr '(1 2 . 3)))
```



Scheme Lists and Quotation

Dots can be used in a quoted list to specify the second element of the final pair.

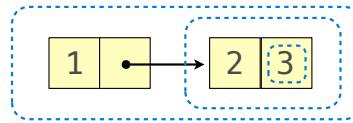
```
> (cdr (cdr '(1 2 . 3)))
```



Scheme Lists and Quotation

Dots can be used in a quoted list to specify the second element of the final pair.

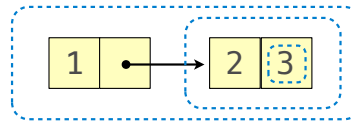
```
> (cdr (cdr '(1 2 . 3)))  
3
```



Scheme Lists and Quotation

Dots can be used in a quoted list to specify the second element of the final pair.

```
> (cdr (cdr '(1 2 . 3)))  
3
```

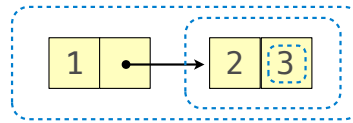


However, dots appear in the output only of ill-formed lists.

Scheme Lists and Quotation

Dots can be used in a quoted list to specify the second element of the final pair.

```
> (cdr (cdr '(1 2 . 3)))  
3
```



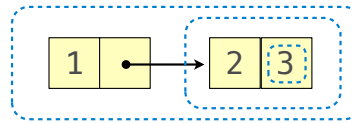
However, dots appear in the output only of ill-formed lists.

```
> '(1 2 . 3)
```

Scheme Lists and Quotation

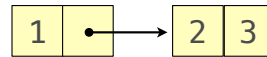
Dots can be used in a quoted list to specify the second element of the final pair.

```
> (cdr (cdr '(1 2 . 3)))  
3
```



However, dots appear in the output only of ill-formed lists.

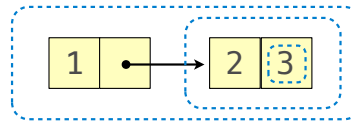
```
> '(1 2 . 3)
```



Scheme Lists and Quotation

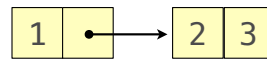
Dots can be used in a quoted list to specify the second element of the final pair.

```
> (cdr (cdr '(1 2 . 3)))  
3
```



However, dots appear in the output only of ill-formed lists.

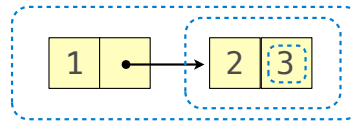
```
> '(1 2 . 3)  
(1 2 . 3)
```



Scheme Lists and Quotation

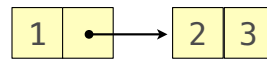
Dots can be used in a quoted list to specify the second element of the final pair.

```
> (cdr (cdr '(1 2 . 3)))  
3
```



However, dots appear in the output only of ill-formed lists.

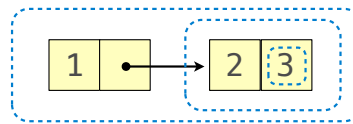
```
> '(1 2 . 3)  
(1 2 . 3)  
> '(1 2 . (3 4))
```



Scheme Lists and Quotation

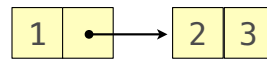
Dots can be used in a quoted list to specify the second element of the final pair.

```
> (cdr (cdr '(1 2 . 3)))  
3
```



However, dots appear in the output only of ill-formed lists.

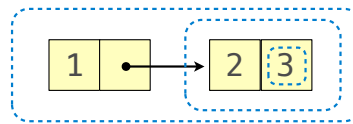
```
> '(1 2 . 3)  
(1 2 . 3)  
> '(1 2 . (3 4))
```



Scheme Lists and Quotation

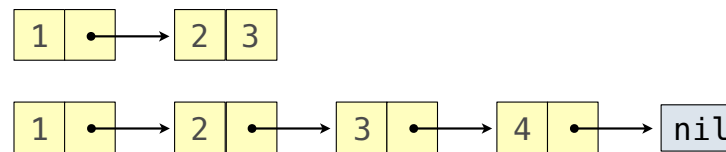
Dots can be used in a quoted list to specify the second element of the final pair.

```
> (cdr (cdr '(1 2 . 3)))  
3
```



However, dots appear in the output only of ill-formed lists.

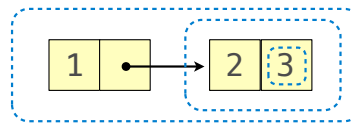
```
> '(1 2 . 3)  
(1 2 . 3)  
> '(1 2 . (3 4))
```



Scheme Lists and Quotation

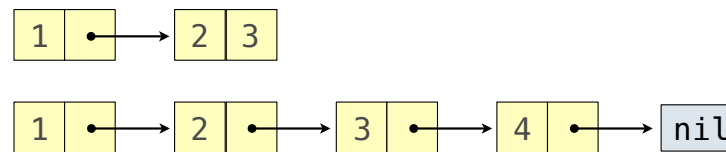
Dots can be used in a quoted list to specify the second element of the final pair.

```
> (cdr (cdr '(1 2 . 3)))  
3
```



However, dots appear in the output only of ill-formed lists.

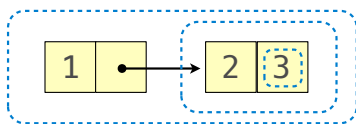
```
> '(1 2 . 3)  
(1 2 . 3)  
> '(1 2 . (3 4))  
(1 2 3 4)
```



Scheme Lists and Quotation

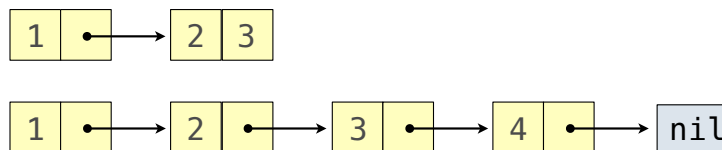
Dots can be used in a quoted list to specify the second element of the final pair.

```
> (cdr (cdr '(1 2 . 3)))  
3
```



However, dots appear in the output only of ill-formed lists.

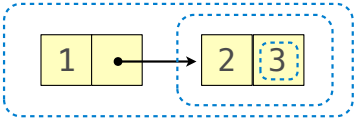
```
> '(1 2 . 3)  
(1 2 . 3)  
> '(1 2 . (3 4))  
(1 2 3 4)  
> '(1 2 3 . nil)
```



Scheme Lists and Quotation

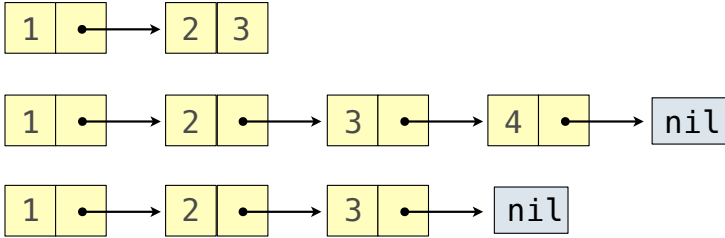
Dots can be used in a quoted list to specify the second element of the final pair.

```
> (cdr (cdr '(1 2 . 3)))  
3
```



However, dots appear in the output only of ill-formed lists.

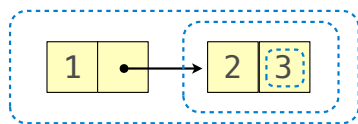
```
> '(1 2 . 3)  
(1 2 . 3)  
> '(1 2 . (3 4))  
(1 2 3 4)  
> '(1 2 3 . nil)  
(1 2 3)
```



Scheme Lists and Quotation

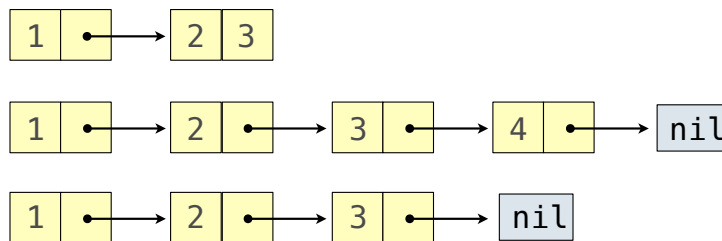
Dots can be used in a quoted list to specify the second element of the final pair.

```
> (cdr (cdr '(1 2 . 3)))  
3
```



However, dots appear in the output only of ill-formed lists.

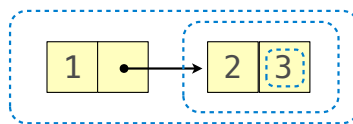
```
> '(1 2 . 3)  
(1 2 . 3)  
> '(1 2 . (3 4))  
(1 2 3 4)  
> '(1 2 3 . nil)  
(1 2 3)
```



Scheme Lists and Quotation

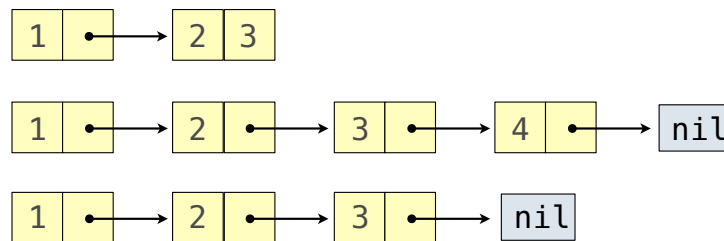
Dots can be used in a quoted list to specify the second element of the final pair.

```
> (cdr (cdr '(1 2 . 3)))  
3
```



However, dots appear in the output only of ill-formed lists.

```
> '(1 2 . 3)  
(1 2 . 3)  
> '(1 2 . (3 4))  
(1 2 3 4)  
> '(1 2 3 . nil)  
(1 2 3)
```

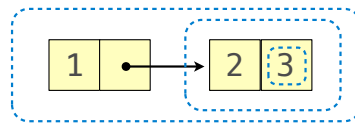


What is the printed result of evaluating this expression?

Scheme Lists and Quotation

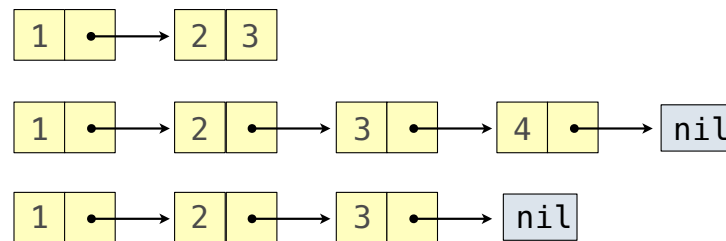
Dots can be used in a quoted list to specify the second element of the final pair.

```
> (cdr (cdr '(1 2 . 3)))  
3
```



However, dots appear in the output only of ill-formed lists.

```
> '(1 2 . 3)  
(1 2 . 3)  
> '(1 2 . (3 4))  
(1 2 3 4)  
> '(1 2 3 . nil)  
(1 2 3)
```



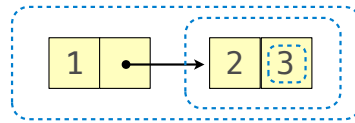
What is the printed result of evaluating this expression?

```
> (cdr '((1 2) . (3 4 . (5))))
```

Scheme Lists and Quotation

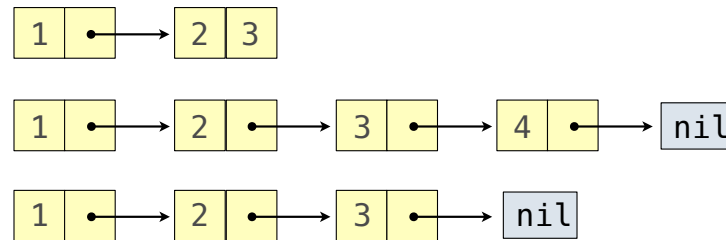
Dots can be used in a quoted list to specify the second element of the final pair.

```
> (cdr (cdr '(1 2 . 3)))  
3
```



However, dots appear in the output only of ill-formed lists.

```
> '(1 2 . 3)  
(1 2 . 3)  
> '(1 2 . (3 4))  
(1 2 3 4)  
> '(1 2 3 . nil)  
(1 2 3)
```



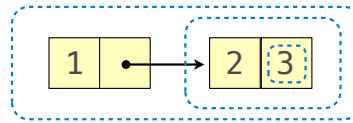
What is the printed result of evaluating this expression?

```
> (cdr '((1 2) . (3 4 . (5))))  
(3 4 5)
```

Scheme Lists and Quotation

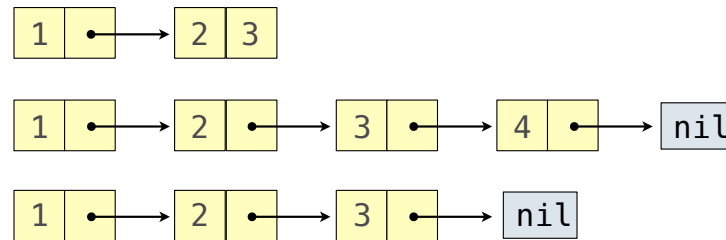
Dots can be used in a quoted list to specify the second element of the final pair.

```
> (cdr (cdr '(1 2 . 3)))  
3
```



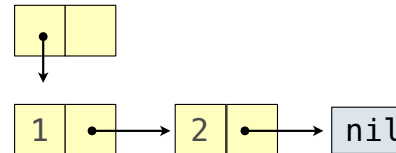
However, dots appear in the output only of ill-formed lists.

```
> '(1 2 . 3)  
(1 2 . 3)  
> '(1 2 . (3 4))  
(1 2 3 4)  
> '(1 2 3 . nil)  
(1 2 3)
```



What is the printed result of evaluating this expression?

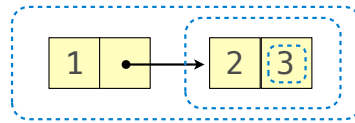
```
> (cdr '((1 2) . (3 4 . (5))))  
(3 4 5)
```



Scheme Lists and Quotation

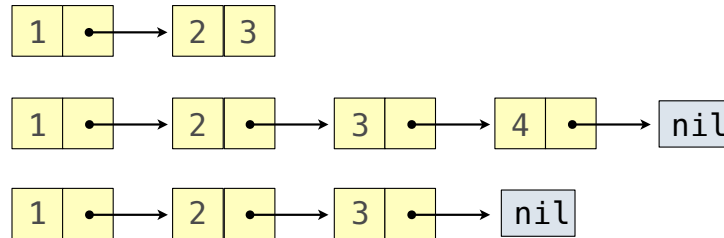
Dots can be used in a quoted list to specify the second element of the final pair.

```
> (cdr (cdr '(1 2 . 3)))  
3
```



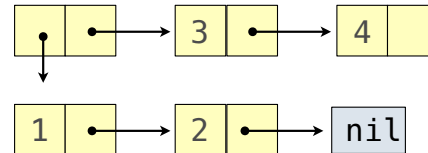
However, dots appear in the output only of ill-formed lists.

```
> '(1 2 . 3)  
(1 2 . 3)  
> '(1 2 . (3 4))  
(1 2 3 4)  
> '(1 2 3 . nil)  
(1 2 3)
```



What is the printed result of evaluating this expression?

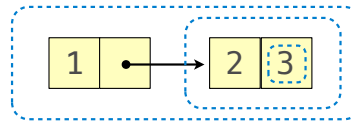
```
> (cdr '((1 2) . (3 4 . (5))))  
(3 4 5)
```



Scheme Lists and Quotation

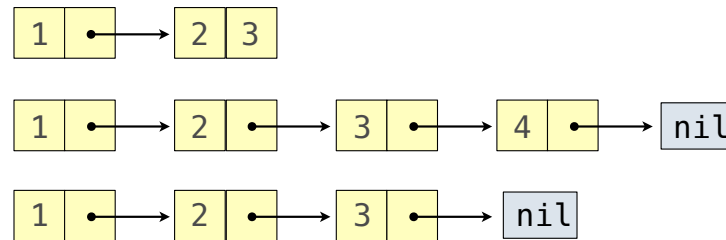
Dots can be used in a quoted list to specify the second element of the final pair.

```
> (cdr (cdr '(1 2 . 3)))  
3
```



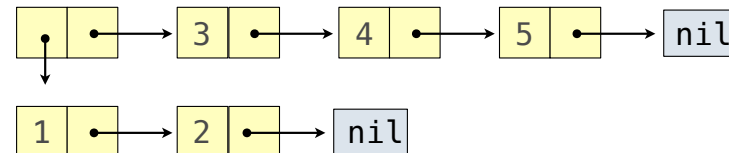
However, dots appear in the output only of ill-formed lists.

```
> '(1 2 . 3)  
(1 2 . 3)  
> '(1 2 . (3 4))  
(1 2 3 4)  
> '(1 2 3 . nil)  
(1 2 3)
```



What is the printed result of evaluating this expression?

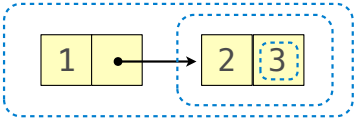
```
> (cdr '((1 2) . (3 4 . (5))))  
(3 4 5)
```



Scheme Lists and Quotation

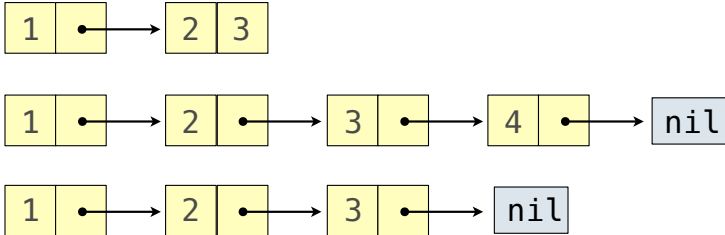
Dots can be used in a quoted list to specify the second element of the final pair.

```
> (cdr (cdr '(1 2 . 3)))
3
```



However, dots appear in the output only of ill-formed lists.

```
> '(1 2 . 3)
(1 2 . 3)
> '(1 2 . (3 4))
(1 2 3 4)
> '(1 2 3 . nil)
(1 2 3)
```



What is the printed result of evaluating this expression?

```
> (cdr '((1 2) . (3 4 . (5))))
(3 4 5)
```

