

61A Lecture 8

Announcements

Abstraction

Functional Abstractions

Functional Abstractions

```
def square(x):  
    return mul(x, x)
```

Functional Abstractions

```
def square(x):  
    return mul(x, x)
```

```
def sum_squares(x, y):  
    return square(x) + square(y)
```

Functional Abstractions

```
def square(x):  
    return mul(x, x)
```

```
def sum_squares(x, y):  
    return square(x) + square(y)
```

What does `sum_squares` need to know about `square`?

Functional Abstractions

```
def square(x):  
    return mul(x, x)
```

```
def sum_squares(x, y):  
    return square(x) + square(y)
```

What does `sum_squares` need to know about `square`?

- `square` takes one argument.

Functional Abstractions

```
def square(x):  
    return mul(x, x)
```

```
def sum_squares(x, y):  
    return square(x) + square(y)
```

What does `sum_squares` need to know about `square`?

- `square` takes one argument.

Yes

Functional Abstractions

```
def square(x):  
    return mul(x, x)
```

```
def sum_squares(x, y):  
    return square(x) + square(y)
```

What does `sum_squares` need to know about `square`?

- Square takes one argument.
- Square has the intrinsic name `square`.

Yes

Functional Abstractions

```
def square(x):  
    return mul(x, x)
```

```
def sum_squares(x, y):  
    return square(x) + square(y)
```

What does `sum_squares` need to know about `square`?

- Square takes one argument. Yes
- Square has the intrinsic name `square`. No

Functional Abstractions

```
def square(x):  
    return mul(x, x)
```

```
def sum_squares(x, y):  
    return square(x) + square(y)
```

What does `sum_squares` need to know about `square`?

- Square takes one argument. **Yes**
- Square has the intrinsic name `square`. **No**
- Square computes the square of a number.

Functional Abstractions

```
def square(x):  
    return mul(x, x)
```

```
def sum_squares(x, y):  
    return square(x) + square(y)
```

What does `sum_squares` need to know about `square`?

- Square takes one argument. **Yes**
- Square has the intrinsic name `square`. **No**
- Square computes the square of a number. **Yes**

Functional Abstractions

```
def square(x):  
    return mul(x, x)
```

```
def sum_squares(x, y):  
    return square(x) + square(y)
```

What does `sum_squares` need to know about `square`?

- Square takes one argument. **Yes**
- Square has the intrinsic name `square`. **No**
- Square computes the square of a number. **Yes**
- Square computes the square by calling `mul`.

Functional Abstractions

```
def square(x):  
    return mul(x, x)
```

```
def sum_squares(x, y):  
    return square(x) + square(y)
```

What does `sum_squares` need to know about `square`?

- Square takes one argument. **Yes**
- Square has the intrinsic name `square`. **No**
- Square computes the square of a number. **Yes**
- Square computes the square by calling `mul`. **No**

Functional Abstractions

```
def square(x):  
    return mul(x, x)
```

```
def sum_squares(x, y):  
    return square(x) + square(y)
```

What does `sum_squares` need to know about `square`?

- Square takes one argument. **Yes**
- Square has the intrinsic name `square`. **No**
- Square computes the square of a number. **Yes**
- Square computes the square by calling `mul`. **No**

```
def square(x):  
    return pow(x, 2)
```


Functional Abstractions

```
def square(x):  
    return mul(x, x)
```

```
def sum_squares(x, y):  
    return square(x) + square(y)
```

What does `sum_squares` need to know about `square`?

- Square takes one argument. **Yes**
- Square has the intrinsic name `square`. **No**
- Square computes the square of a number. **Yes**
- Square computes the square by calling `mul`. **No**

```
def square(x):  
    return pow(x, 2)
```

```
def square(x):  
    return mul(x, x-1) + x
```

Functional Abstractions

```
def square(x):  
    return mul(x, x)
```

```
def sum_squares(x, y):  
    return square(x) + square(y)
```

What does `sum_squares` need to know about `square`?

- Square takes one argument. **Yes**
- Square has the intrinsic name `square`. **No**
- Square computes the square of a number. **Yes**
- Square computes the square by calling `mul`. **No**

```
def square(x):  
    return pow(x, 2)
```

```
def square(x):  
    return mul(x, x-1) + x
```

If the name “`square`” were bound to a built-in function, `sum_squares` would still work identically.

Choosing Names

Choosing Names

Names typically don't matter for correctness

but

they matter a lot for composition

Choosing Names

Names typically don't matter for correctness

but

they matter a lot for composition

Names should convey the meaning or purpose
of the values to which they are bound.

Choosing Names

Names typically don't matter for correctness

but

they matter a lot for composition

Names should convey the meaning or purpose of the values to which they are bound.

The type of value bound to the name is best documented in a function's docstring.

Choosing Names

Names typically don't matter for correctness

but

they matter a lot for composition

Names should convey the meaning or purpose of the values to which they are bound.

The type of value bound to the name is best documented in a function's docstring.

Function names typically convey their effect (**print**), their behavior (**triple**), or the value returned (**abs**).

Choosing Names

Names typically don't matter for correctness

but

they matter a lot for composition

From:

To:

Names should convey the meaning or purpose of the values to which they are bound.

The type of value bound to the name is best documented in a function's docstring.

Function names typically convey their effect (**print**), their behavior (**triple**), or the value returned (**abs**).

Choosing Names

Names typically don't matter for correctness

but

they matter a lot for composition

From:

true_false

To:

rolled_a_one

Names should convey the meaning or purpose of the values to which they are bound.

The type of value bound to the name is best documented in a function's docstring.

Function names typically convey their effect (**print**), their behavior (**triple**), or the value returned (**abs**).

Choosing Names

Names typically don't matter for correctness

but

they matter a lot for composition

From:

true_false

d

To:

rolled_a_one

dice

Names should convey the meaning or purpose of the values to which they are bound.

The type of value bound to the name is best documented in a function's docstring.

Function names typically convey their effect (**print**), their behavior (**triple**), or the value returned (**abs**).

Choosing Names

Names typically don't matter for correctness

but

they matter a lot for composition

From:

true_false

d

helper

To:

rolled_a_one

dice

take_turn

Names should convey the meaning or purpose of the values to which they are bound.

The type of value bound to the name is best documented in a function's docstring.

Function names typically convey their effect (**print**), their behavior (**triple**), or the value returned (**abs**).

Choosing Names

Names typically don't matter for correctness

but

they matter a lot for composition

From:	To:
true_false	rolled_a_one
d	dice
helper	take_turn
my_int	num_rolls

Names should convey the meaning or purpose of the values to which they are bound.

The type of value bound to the name is best documented in a function's docstring.

Function names typically convey their effect (**print**), their behavior (**triple**), or the value returned (**abs**).

Choosing Names

Names typically don't matter for correctness

but

they matter a lot for composition

From:	To:
true_false	rolled_a_one
d	dice
helper	take_turn
my_int	num_rolls
l, I, 0	k, i, m

Names should convey the meaning or purpose of the values to which they are bound.

The type of value bound to the name is best documented in a function's docstring.

Function names typically convey their effect (**print**), their behavior (**triple**), or the value returned (**abs**).

Which Values Deserve a Name

Reasons to add a new name

Which Values Deserve a Name

Reasons to add a new name

Repeated compound expressions:

Which Values Deserve a Name

Reasons to add a new name

Repeated compound expressions:

```
if sqrt(square(a) + square(b)) > 1:  
    x = x + sqrt(square(a) + square(b))
```


Which Values Deserve a Name

Reasons to add a new name

Repeated compound expressions:

```
if sqrt(square(a) + square(b)) > 1:  
    x = x + sqrt(square(a) + square(b))
```



```
hypotenuse = sqrt(square(a) + square(b))  
if hypotenuse > 1:  
    x = x + hypotenuse
```

Which Values Deserve a Name

Reasons to add a new name

Repeated compound expressions:

```
if sqrt(square(a) + square(b)) > 1:  
    x = x + sqrt(square(a) + square(b))
```



```
hypotenuse = sqrt(square(a) + square(b))  
if hypotenuse > 1:  
    x = x + hypotenuse
```

Meaningful parts of complex expressions:

Which Values Deserve a Name

Reasons to add a new name

Repeated compound expressions:

```
if sqrt(square(a) + square(b)) > 1:  
    x = x + sqrt(square(a) + square(b))
```



```
hypotenuse = sqrt(square(a) + square(b))  
if hypotenuse > 1:  
    x = x + hypotenuse
```

Meaningful parts of complex expressions:

```
x1 = (-b + sqrt(square(b) - 4 * a * c)) / (2 * a)
```

Which Values Deserve a Name

Reasons to add a new name

Repeated compound expressions:

```
if sqrt(square(a) + square(b)) > 1:  
    x = x + sqrt(square(a) + square(b))
```



```
hypotenuse = sqrt(square(a) + square(b))  
if hypotenuse > 1:  
    x = x + hypotenuse
```

Meaningful parts of complex expressions:

```
x1 = (-b + sqrt(square(b) - 4 * a * c)) / (2 * a)
```



```
discriminant = square(b) - 4 * a * c  
x1 = (-b + sqrt(discriminant)) / (2 * a)
```

Which Values Deserve a Name

Reasons to add a new name

More Naming Tips

Repeated compound expressions:

```
if sqrt(square(a) + square(b)) > 1:  
    x = x + sqrt(square(a) + square(b))
```



```
hypotenuse = sqrt(square(a) + square(b))  
if hypotenuse > 1:  
    x = x + hypotenuse
```

Meaningful parts of complex expressions:

```
x1 = (-b + sqrt(square(b) - 4 * a * c)) / (2 * a)
```



```
discriminant = square(b) - 4 * a * c  
x1 = (-b + sqrt(discriminant)) / (2 * a)
```

Which Values Deserve a Name

Reasons to add a new name

Repeated compound expressions:

```
if sqrt(square(a) + square(b)) > 1:  
    x = x + sqrt(square(a) + square(b))
```



```
hypotenuse = sqrt(square(a) + square(b))  
if hypotenuse > 1:  
    x = x + hypotenuse
```

Meaningful parts of complex expressions:

```
x1 = (-b + sqrt(square(b) - 4 * a * c)) / (2 * a)
```



```
discriminant = square(b) - 4 * a * c  
x1 = (-b + sqrt(discriminant)) / (2 * a)
```

More Naming Tips

- Names can be long if they help document your code:

```
average_age = average(age, students)
```

is preferable to

```
# Compute average age of students  
aa = avg(a, st)
```

Which Values Deserve a Name

Reasons to add a new name

Repeated compound expressions:

```
if sqrt(square(a) + square(b)) > 1:  
    x = x + sqrt(square(a) + square(b))
```



```
hypotenuse = sqrt(square(a) + square(b))  
if hypotenuse > 1:  
    x = x + hypotenuse
```

Meaningful parts of complex expressions:

```
x1 = (-b + sqrt(square(b) - 4 * a * c)) / (2 * a)
```



```
discriminant = square(b) - 4 * a * c  
x1 = (-b + sqrt(discriminant)) / (2 * a)
```

More Naming Tips

- Names can be long if they help document your code:

```
average_age = average(age, students)
```

is preferable to

```
# Compute average age of students  
aa = avg(a, st)
```

- Names can be short if they represent generic quantities: counts, arbitrary functions, arguments to mathematical operations, etc.

n, k, i - Usually integers

x, y, z - Usually real numbers

f, g, h - Usually functions

Which Values Deserve a Name

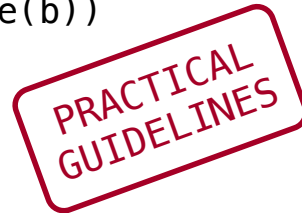
Reasons to add a new name

Repeated compound expressions:

```
if sqrt(square(a) + square(b)) > 1:  
    x = x + sqrt(square(a) + square(b))
```



```
hypotenuse = sqrt(square(a) + square(b))  
if hypotenuse > 1:  
    x = x + hypotenuse
```



Meaningful parts of complex expressions:

```
x1 = (-b + sqrt(square(b) - 4 * a * c)) / (2 * a)
```



```
discriminant = square(b) - 4 * a * c  
x1 = (-b + sqrt(discriminant)) / (2 * a)
```

More Naming Tips

- Names can be long if they help document your code:

```
average_age = average(age, students)
```

is preferable to

```
# Compute average age of students  
aa = avg(a, st)
```

- Names can be short if they represent generic quantities: counts, arbitrary functions, arguments to mathematical operations, etc.

n, k, i - Usually integers

x, y, z - Usually real numbers

f, g, h - Usually functions

Testing

Test-Driven Development

Test-Driven Development

Write the test of a function before you write the function.

Test-Driven Development

Write the test of a function before you write the function.

A test will clarify the domain, range, & behavior of a function.

Test-Driven Development

Write the test of a function before you write the function.

A test will clarify the domain, range, & behavior of a function.

Tests can help identify tricky edge cases.

Test-Driven Development

Write the test of a function before you write the function.

A test will clarify the domain, range, & behavior of a function.

Tests can help identify tricky edge cases.

Develop incrementally and test each piece before moving on.

Test-Driven Development

Write the test of a function before you write the function.

A test will clarify the domain, range, & behavior of a function.

Tests can help identify tricky edge cases.

Develop incrementally and test each piece before moving on.

You can't depend upon code that hasn't been tested.

Test-Driven Development

Write the test of a function before you write the function.

A test will clarify the domain, range, & behavior of a function.

Tests can help identify tricky edge cases.

Develop incrementally and test each piece before moving on.

You can't depend upon code that hasn't been tested.

Run your old tests again after you make new changes.

Test-Driven Development

Write the test of a function before you write the function.

A test will clarify the domain, range, & behavior of a function.

Tests can help identify tricky edge cases.

Develop incrementally and test each piece before moving on.

You can't depend upon code that hasn't been tested.

Run your old tests again after you make new changes.

Bonus idea: Run your code interactively.

Test-Driven Development

Write the test of a function before you write the function.

A test will clarify the domain, range, & behavior of a function.

Tests can help identify tricky edge cases.

Develop incrementally and test each piece before moving on.

You can't depend upon code that hasn't been tested.

Run your old tests again after you make new changes.

Bonus idea: Run your code interactively.

Don't be afraid to experiment with a function after you write it.

Test-Driven Development

Write the test of a function before you write the function.

A test will clarify the domain, range, & behavior of a function.

Tests can help identify tricky edge cases.

Develop incrementally and test each piece before moving on.

You can't depend upon code that hasn't been tested.

Run your old tests again after you make new changes.

Bonus idea: Run your code interactively.

Don't be afraid to experiment with a function after you write it.

Interactive sessions can become doctests. Just copy and paste.

Test-Driven Development

Write the test of a function before you write the function.

A test will clarify the domain, range, & behavior of a function.

Tests can help identify tricky edge cases.

Develop incrementally and test each piece before moving on.

You can't depend upon code that hasn't been tested.

Run your old tests again after you make new changes.

Bonus idea: Run your code interactively.

Don't be afraid to experiment with a function after you write it.

Interactive sessions can become doctests. Just copy and paste.

(Demo)

Currying

Function Currying

Function Currying

```
def make_adder(n):  
    return lambda k: n + k
```

Function Currying

```
def make_adder(n):  
    return lambda k: n + k
```

```
>>> make_adder(2)(3)  
5  
>>> add(2, 3)  
5
```


Function Currying

```
def make_adder(n):  
    return lambda k: n + k
```

```
>>> make_adder(2)(3)  
5  
>>> add(2, 3)  
5
```

There's a general
relationship between
these functions

Function Currying

```
def make_adder(n):  
    return lambda k: n + k
```

```
>>> make_adder(2)(3)  
5  
>>> add(2, 3)  
5
```

There's a general
relationship between
these functions

(Demo)

Function Currying

```
def make_adder(n):  
    return lambda k: n + k
```

```
>>> make_adder(2)(3)  
5  
>>> add(2, 3)  
5
```

There's a general
relationship between
these functions

(Demo)

Curry: Transform a multi-argument function into a single-argument, higher-order function

Decorators

Function Decorators

(Demo)

Function Decorators

(Demo)

```
@trace1
def triple(x):
    return 3 * x
```

Function Decorators

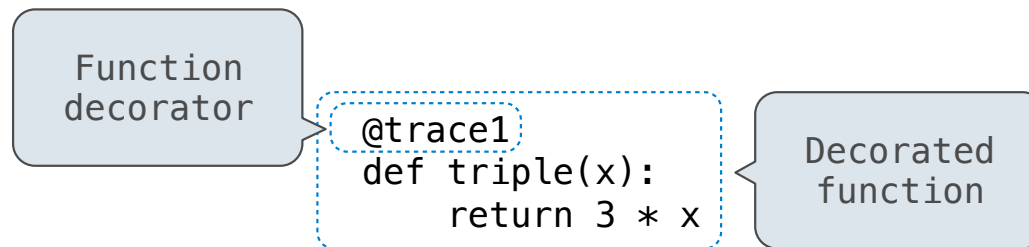
(Demo)

Function
decorator

```
@trace1  
def triple(x):  
    return 3 * x
```

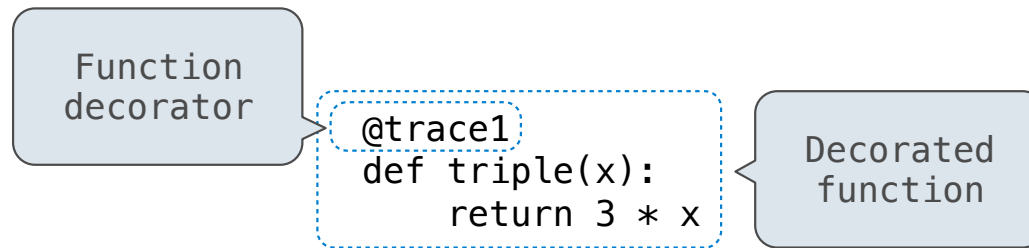
Function Decorators

(Demo)



Function Decorators

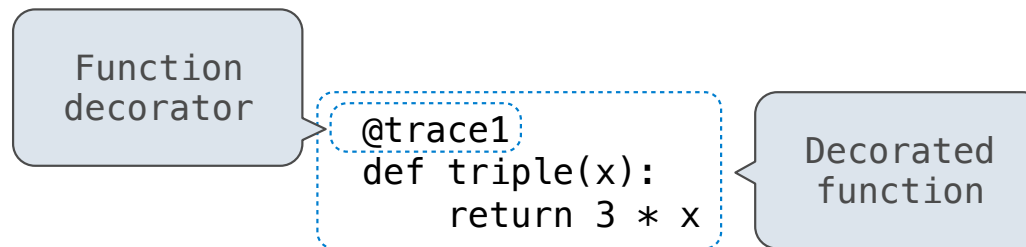
(Demo)



is identical to

Function Decorators

(Demo)

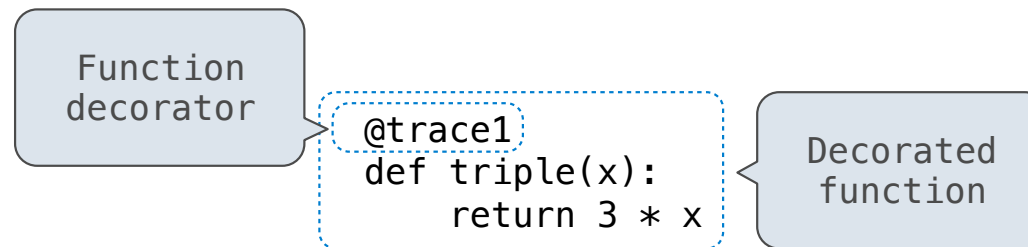


is identical to

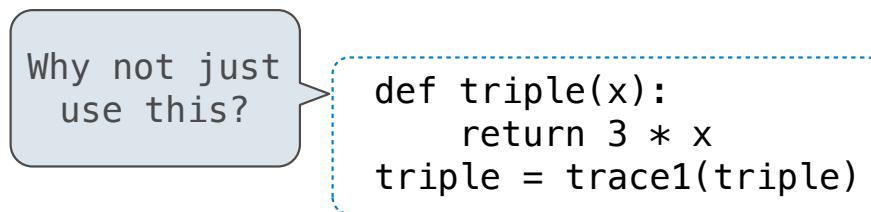
```
def triple(x):  
    return 3 * x  
triple = trace1(triple)
```

Function Decorators

(Demo)



is identical to



Review

What Would Python Display?

What Would Python Display?

The `print` function returns `None`. It also displays its arguments (separated by spaces) when it is called.

What Would Python Display?

The print function returns None. It also displays its arguments (separated by spaces) when it is called.

```
from operator import add, mul
def square(x):
    return mul(x, x)
```

What Would Python Display?

The print function returns None. It also displays its arguments (separated by spaces) when it is called.

```
from operator import add, mul
def square(x):
    return mul(x, x)
```

This expression

Evaluates to

Interactive Output

What Would Python Display?

The print function returns None. It also displays its arguments (separated by spaces) when it is called.

```
from operator import add, mul
def square(x):
    return mul(x, x)
```

This expression

5

Evaluates to

5

Interactive Output

What Would Python Display?

The print function returns None. It also displays its arguments (separated by spaces) when it is called.

```
from operator import add, mul
def square(x):
    return mul(x, x)
```

This expression

5

Evaluates to

5

Interactive Output

5

What Would Python Display?

The `print` function returns `None`. It also displays its arguments (separated by spaces) when it is called.

```
from operator import add, mul
def square(x):
    return mul(x, x)
```

<u>This expression</u>	<u>Evaluates to</u>	<u>Interactive Output</u>
5	5	5
<code>print(5)</code>		

What Would Python Display?

The print function returns None. It also displays its arguments (separated by spaces) when it is called.

```
from operator import add, mul
def square(x):
    return mul(x, x)
```

<u>This expression</u>	<u>Evaluates to</u>	<u>Interactive Output</u>
5	5	5
print(5)	None	

What Would Python Display?

The print function returns None. It also displays its arguments (separated by spaces) when it is called.

```
from operator import add, mul
def square(x):
    return mul(x, x)
```

<u>This expression</u>	<u>Evaluates to</u>	<u>Interactive Output</u>
5	5	5
print(5)	None	5

What Would Python Display?

The `print` function returns `None`. It also displays its arguments (separated by spaces) when it is called.

```
from operator import add, mul
def square(x):
    return mul(x, x)
```

<u>This expression</u>	<u>Evaluates to</u>	<u>Interactive Output</u>
<code>5</code>	<code>5</code>	<code>5</code>
<code>print(5)</code>	<code>None</code>	<code>5</code>
<code>print(print(5))</code>		

What Would Python Display?

The print function returns None. It also displays its arguments (separated by spaces) when it is called.

```
from operator import add, mul
def square(x):
    return mul(x, x)
```

<u>This expression</u>	<u>Evaluates to</u>	<u>Interactive Output</u>
5	5	5
print(5)	None	5
print(<u>print(5)</u>)		
None		

What Would Python Display?

The print function returns None. It also displays its arguments (separated by spaces) when it is called.

```
from operator import add, mul
def square(x):
    return mul(x, x)
```

<u>This expression</u>	<u>Evaluates to</u>	<u>Interactive Output</u>
5	5	5
print(5)	None	5
print(<u>print(5)</u>) None		5 None

What Would Python Display?

The print function returns None. It also displays its arguments (separated by spaces) when it is called.

```
from operator import add, mul
def square(x):
    return mul(x, x)
```

<u>This expression</u>	<u>Evaluates to</u>	<u>Interactive Output</u>
5	5	5
print(5)	None	5
print(<u>print(5)</u>) None	None	5 None

What Would Python Display?

The print function returns None. It also displays its arguments (separated by spaces) when it is called.

```
from operator import add, mul
def square(x):
    return mul(x, x)
```

<u>This expression</u>	<u>Evaluates to</u>	<u>Interactive Output</u>
5	5	5
print(5)	None	5
print(<u>print(5)</u>) None	None	5 None

```
def delay(arg):
    print('delayed')
    def g():
        return arg
    return g
```

What Would Python Display?

The print function returns None. It also displays its arguments (separated by spaces) when it is called.

```
from operator import add, mul
def square(x):
    return mul(x, x)
```

<u>This expression</u>	<u>Evaluates to</u>	<u>Interactive Output</u>
5	5	5
print(5)	None	5
print(<u>print(5)</u>) None	None	5 None
def delay(arg): print('delayed') def g(): return arg return g	delay(delay)()(6)()	

What Would Python Display?

The print function returns None. It also displays its arguments (separated by spaces) when it is called.

```
from operator import add, mul
def square(x):
    return mul(x, x)
```

```
def delay(arg):
    print('delayed')
    def g():
        return arg
    return g
```

Names in nested def statements can refer to their enclosing scope

<u>This expression</u>	<u>Evaluates to</u>	<u>Interactive Output</u>
5	5	5
print(5)	None	5
print(<u>print(5)</u>) None	None	5 None
delay(delay)()(6)()		

What Would Python Display?

The print function returns None. It also displays its arguments (separated by spaces) when it is called.

```
from operator import add, mul
def square(x):
    return mul(x, x)
```

A function that takes any argument and returns a function that returns that arg

```
def delay(arg):
    print('delayed')
    def g():
        return arg
    return g
```

Names in nested def statements can refer to their enclosing scope

<u>This expression</u>	<u>Evaluates to</u>	<u>Interactive Output</u>
5	5	5
print(5)	None	5
print(<u>print(5)</u>) None	None	5 None
delay(delay)()(6)()		

What Would Python Display?

The print function returns None. It also displays its arguments (separated by spaces) when it is called.

```
from operator import add, mul
def square(x):
    return mul(x, x)
```

A function that takes any argument and returns a function that returns that arg

```
def delay(arg):
    print('delayed')
    def g():
        return arg
    return g
```

Names in nested def statements can refer to their enclosing scope

<u>This expression</u>	<u>Evaluates to</u>	<u>Interactive Output</u>
5	5	5
print(5)	None	5
print(<u>print(5)</u>)	None	5 None
<u>delay(delay)()(6)()</u>		

What Would Python Display?

The print function returns None. It also displays its arguments (separated by spaces) when it is called.

```
from operator import add, mul
def square(x):
    return mul(x, x)
```

A function that takes any argument and returns a function that returns that arg

```
def delay(arg):
    print('delayed')
    def g():
        return arg
    return g
```

Names in nested def statements can refer to their enclosing scope

<u>This expression</u>	<u>Evaluates to</u>	<u>Interactive Output</u>
5	5	5
print(5)	None	5
print(<u>print(5)</u>)	None	5 None
<u>delay(delay)()(6)()</u>		

What Would Python Display?

The print function returns None. It also displays its arguments (separated by spaces) when it is called.

```
from operator import add, mul
def square(x):
    return mul(x, x)
```

A function that takes any argument and returns a function that returns that arg

```
def delay(arg):
    print('delayed')
    def g():
        return arg
    return g
```

Names in nested def statements can refer to their enclosing scope

<u>This expression</u>	<u>Evaluates to</u>	<u>Interactive Output</u>
5	5	5
print(5)	None	5
print(<u>print(5)</u>)	None	5 None
<u>delay(delay)()(6)()</u>		

What Would Python Display?

The print function returns None. It also displays its arguments (separated by spaces) when it is called.

```
from operator import add, mul
def square(x):
    return mul(x, x)
```

A function that takes any argument and returns a function that returns that arg

```
def delay(arg):
    print('delayed')
    def g():
        return arg
    return g
```

Names in nested def statements can refer to their enclosing scope

<u>This expression</u>	<u>Evaluates to</u>	<u>Interactive Output</u>
5	5	5
print(5)	None	5
print(<u>print(5)</u>)	None	5 None
<u>delay(delay)</u> (6)()		

What Would Python Display?

The print function returns None. It also displays its arguments (separated by spaces) when it is called.

```
from operator import add, mul
def square(x):
    return mul(x, x)
```

A function that takes any argument and returns a function that returns that arg

```
def delay(arg):
    print('delayed')
    def g():
        return arg
    return g
```

Names in nested def statements can refer to their enclosing scope

<u>This expression</u>	<u>Evaluates to</u>	<u>Interactive Output</u>
5	5	5
print(5)	None	5
print(<u>print(5)</u>)	None	5 None
<u>delay(delay)</u> (6)()		delayed

What Would Python Display?

The print function returns None. It also displays its arguments (separated by spaces) when it is called.

```
from operator import add, mul
def square(x):
    return mul(x, x)
```

A function that takes any argument and returns a function that returns that arg

```
def delay(arg):
    print('delayed')
    def g():
        return arg
    return g
```

Names in nested def statements can refer to their enclosing scope

<u>This expression</u>	<u>Evaluates to</u>	<u>Interactive Output</u>
5	5	5
print(5)	None	5
print(<u>print(5)</u>)	None	5 None
<u>delay(delay)()(6)()</u>		delayed delayed

What Would Python Display?

The print function returns None. It also displays its arguments (separated by spaces) when it is called.

```
from operator import add, mul
def square(x):
    return mul(x, x)
```

A function that takes any argument and returns a function that returns that arg

```
def delay(arg):
    print('delayed')
    def g():
        return arg
    return g
```

Names in nested def statements can refer to their enclosing scope

<u>This expression</u>	<u>Evaluates to</u>	<u>Interactive Output</u>
5	5	5
print(5)	None	5
print(<u>print(5)</u>)	None	5 None
<u>delay(delay)()(6)()</u>		delayed delayed 6

What Would Python Display?

The print function returns None. It also displays its arguments (separated by spaces) when it is called.

```
from operator import add, mul
def square(x):
    return mul(x, x)
```

A function that takes any argument and returns a function that returns that arg

```
def delay(arg):
    print('delayed')
    def g():
        return arg
    return g
```

Names in nested def statements can refer to their enclosing scope

<u>This expression</u>	<u>Evaluates to</u>	<u>Interactive Output</u>
5	5	5
print(5)	None	5
print(<u>print(5)</u>)	None	5 None
<u>delay(delay)()(6)()</u>	6	delayed delayed 6

What Would Python Display?

The print function returns None. It also displays its arguments (separated by spaces) when it is called.

```
from operator import add, mul
def square(x):
    return mul(x, x)
```

A function that takes any argument and returns a function that returns that arg

```
def delay(arg):
    print('delayed')
    def g():
        return arg
    return g
```

Names in nested def statements can refer to their enclosing scope

<u>This expression</u>	<u>Evaluates to</u>	<u>Interactive Output</u>
5	5	5
print(5)	None	5
print(<u>print(5)</u>)	None	5 None
<u>delay(delay)</u> (6)()	6	delayed delayed 6
print(delay(print)()(4))		

What Would Python Display?

The print function returns None. It also displays its arguments (separated by spaces) when it is called.

```
from operator import add, mul
def square(x):
    return mul(x, x)
```

A function that takes any argument and returns a function that returns that arg

```
def delay(arg):
    print('delayed')
    def g():
        return arg
    return g
```

Names in nested def statements can refer to their enclosing scope

<u>This expression</u>	<u>Evaluates to</u>	<u>Interactive Output</u>
5	5	5
print(5)	None	5
print(<u>print(5)</u>)	None	5 None
<u>delay(delay)()(6)()</u>	6	delayed delayed 6
print(delay(print)()(4))		delayed

What Would Python Display?

The print function returns None. It also displays its arguments (separated by spaces) when it is called.

```
from operator import add, mul
def square(x):
    return mul(x, x)
```

A function that takes any argument and returns a function that returns that arg

```
def delay(arg):
    print('delayed')
    def g():
        return arg
    return g
```

Names in nested def statements can refer to their enclosing scope

<u>This expression</u>	<u>Evaluates to</u>	<u>Interactive Output</u>
5	5	5
print(5)	None	5
print(<u>print(5)</u>)	None	5 None
<u>delay(delay)()(6)()</u>	6	delayed delayed 6
print(delay(print)()(4))		delayed 4

What Would Python Display?

The print function returns None. It also displays its arguments (separated by spaces) when it is called.

```
from operator import add, mul
def square(x):
    return mul(x, x)
```

A function that takes any argument and returns a function that returns that arg

```
def delay(arg):
    print('delayed')
    def g():
        return arg
    return g
```

Names in nested def statements can refer to their enclosing scope

<u>This expression</u>	<u>Evaluates to</u>	<u>Interactive Output</u>
5	5	5
print(5)	None	5
print(<u>print(5)</u>)	None	5 None
<u>delay(delay)</u> (6)(6)	6	delayed delayed 6
print(delay(print)) (4)		delayed 4 None

What Would Python Display?

The print function returns None. It also displays its arguments (separated by spaces) when it is called.

```
from operator import add, mul
def square(x):
    return mul(x, x)
```

A function that takes any argument and returns a function that returns that arg

```
def delay(arg):
    print('delayed')
    def g():
        return arg
    return g
```

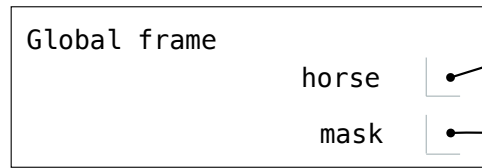
Names in nested def statements can refer to their enclosing scope

<u>This expression</u>	<u>Evaluates to</u>	<u>Interactive Output</u>
5	5	5
print(5)	None	5
print(<u>print(5)</u>)	None	5 None
<u>delay(delay)</u> (6)()	6	delayed delayed 6
print(delay(print)()(4))	None	delayed 4 None

```
def horse(mask):  
    horse = mask  
    def mask(horse):  
        return horse  
    return horse(mask)
```

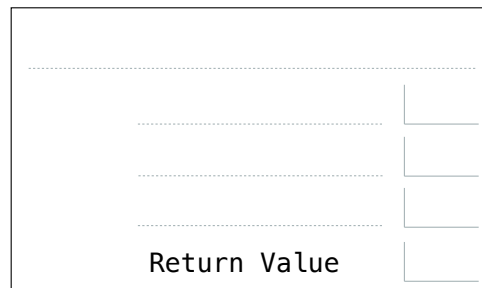
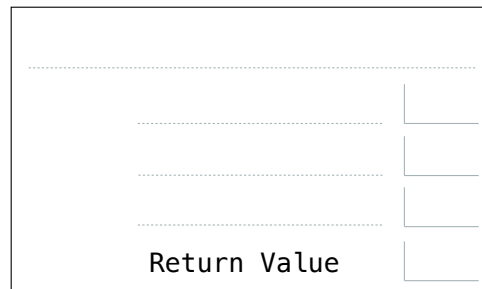
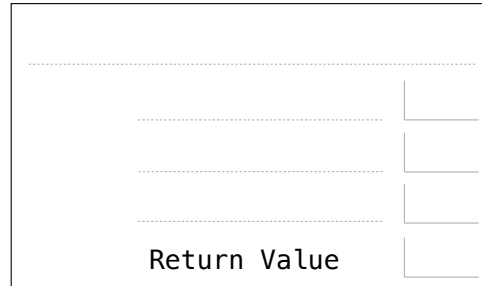
```
mask = lambda horse: horse(2)
```

```
horse(mask)
```



func horse(mask) [parent=Global]

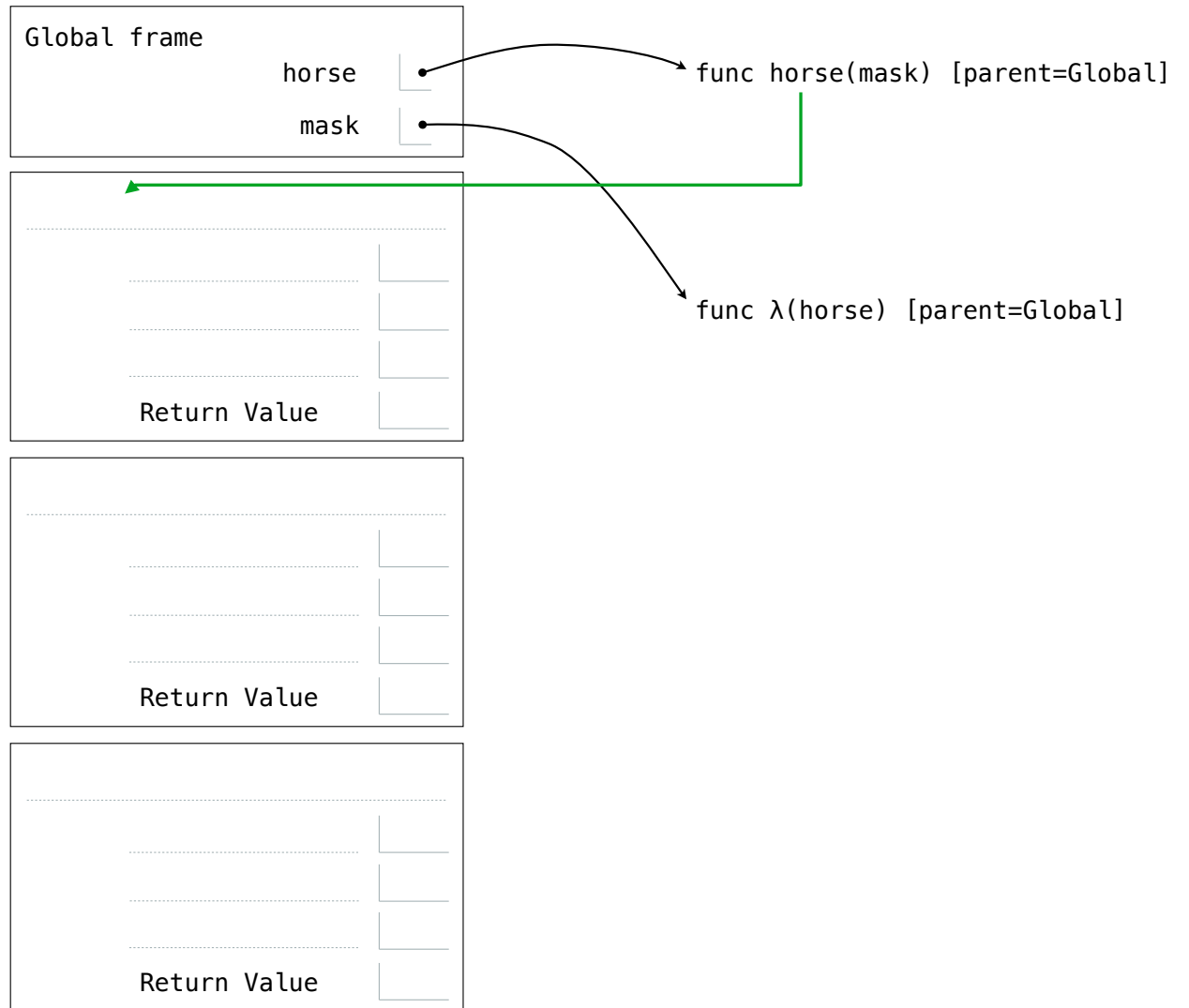
func λ(horse) [parent=Global]



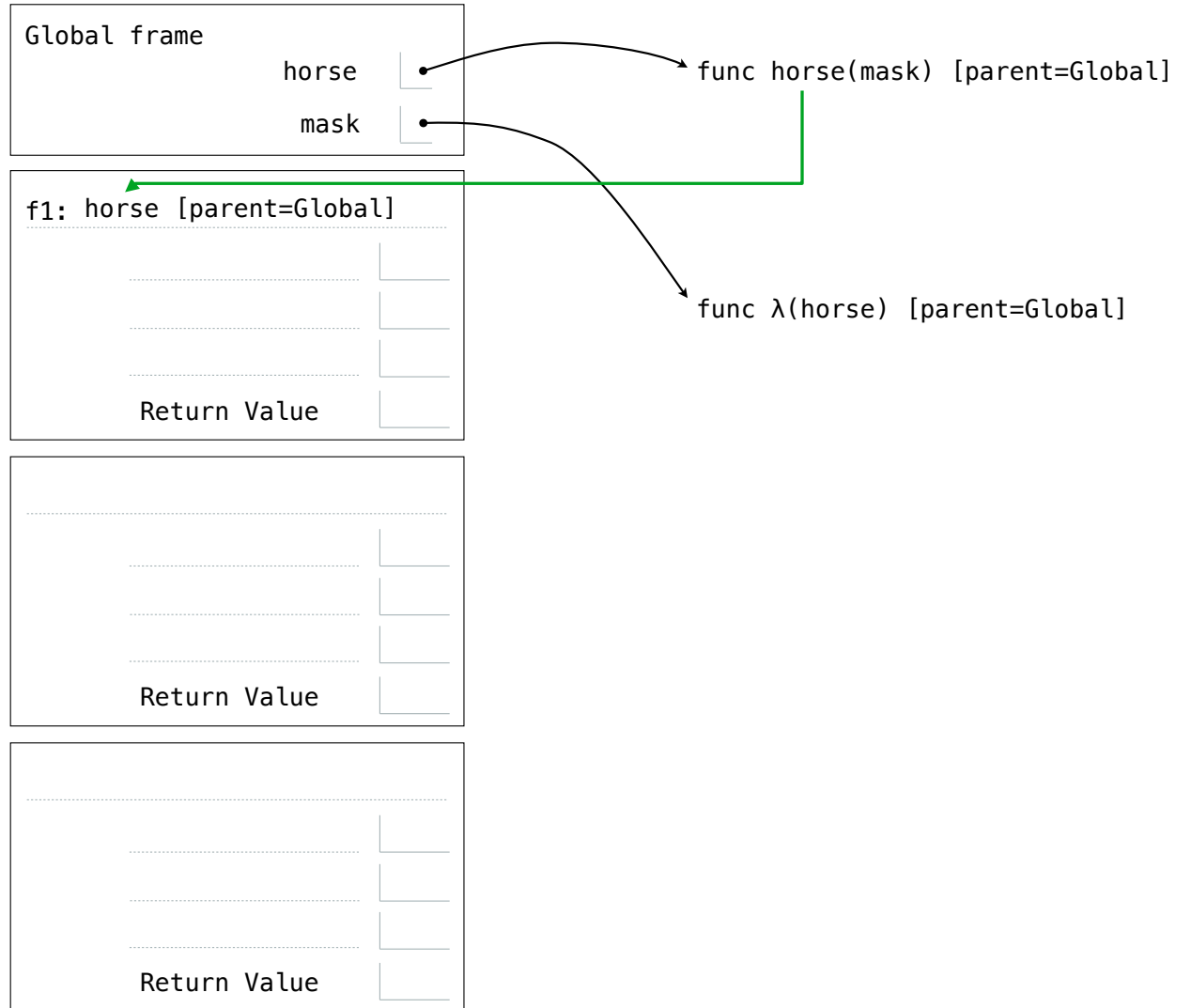
```
def horse(mask):  
    horse = mask  
    def mask(horse):  
        return horse  
    return horse(mask)
```

```
mask = lambda horse: horse(2)
```

```
horse(mask)
```




```
def horse(mask):  
    horse = mask  
    def mask(horse):  
        return horse  
    return horse(mask)  
  
mask = lambda horse: horse(2)  
horse(mask)
```




```
def horse(mask):
    horse = mask
    def mask(horse):
        return horse
    return horse(mask)

mask = lambda horse: horse(2)
horse(mask)
```



```
def horse(mask):  
    horse = mask  
    def mask(horse):  
        return horse  
    return horse(mask)  
  
mask = lambda horse: horse(2)  
horse(mask)
```

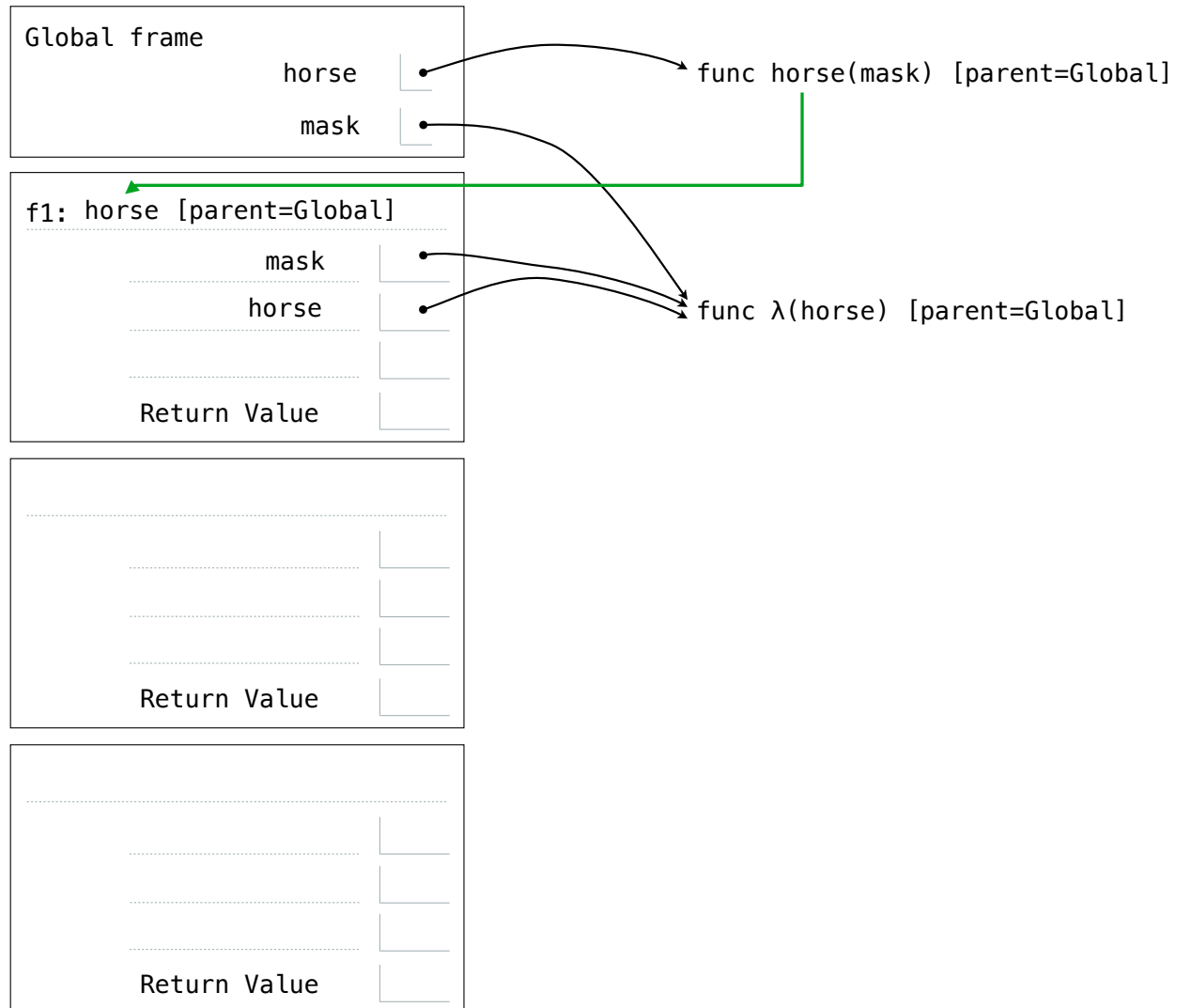


```

def horse(mask):
    horse = mask
    def mask(horse):
        return horse
    return horse(mask)

mask = lambda horse: horse(2)
horse(mask)

```

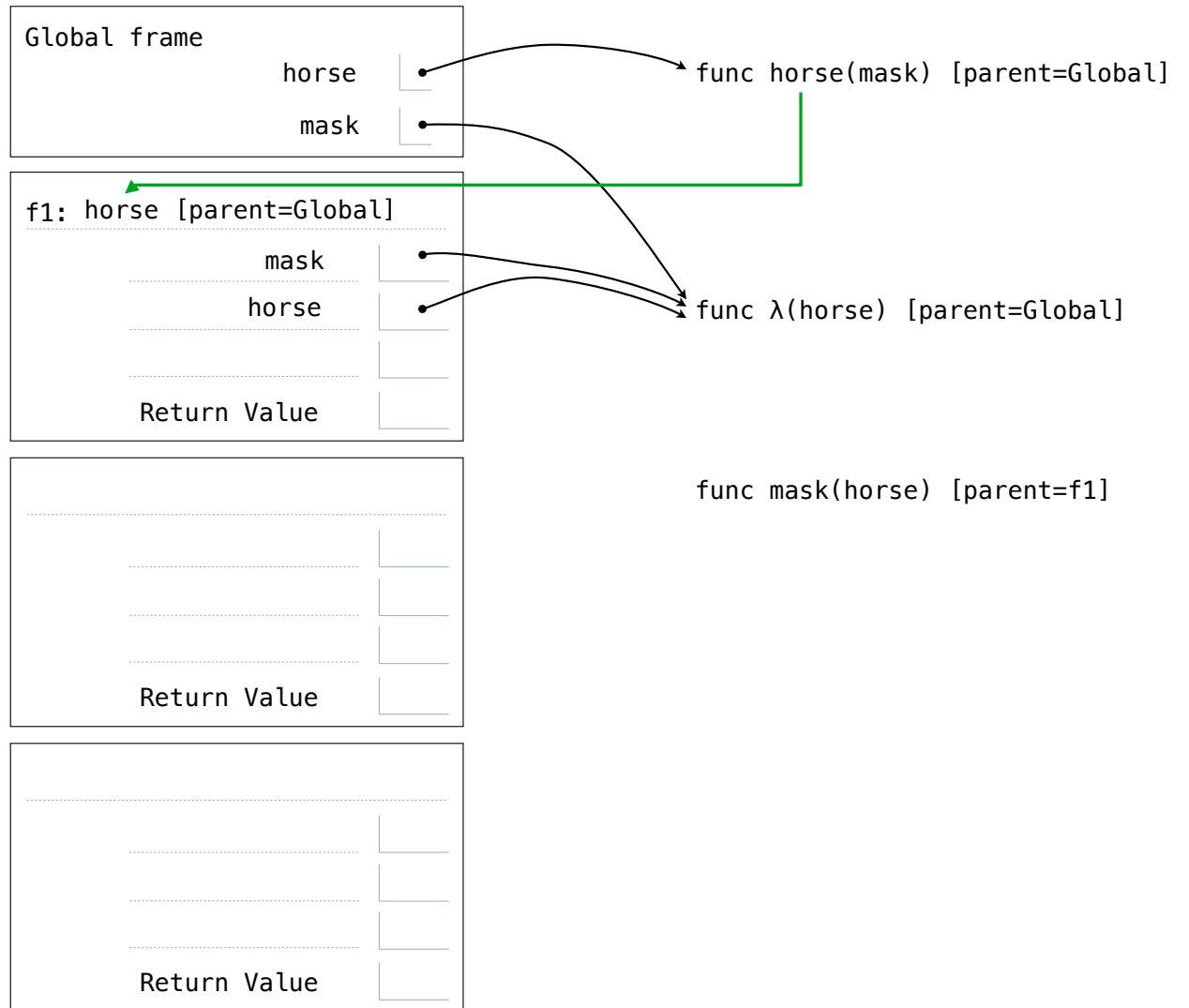



```

def horse(mask):
    horse = mask
    def mask(horse):
        return horse
    return horse(mask)

mask = lambda horse: horse(2)
horse(mask)

```

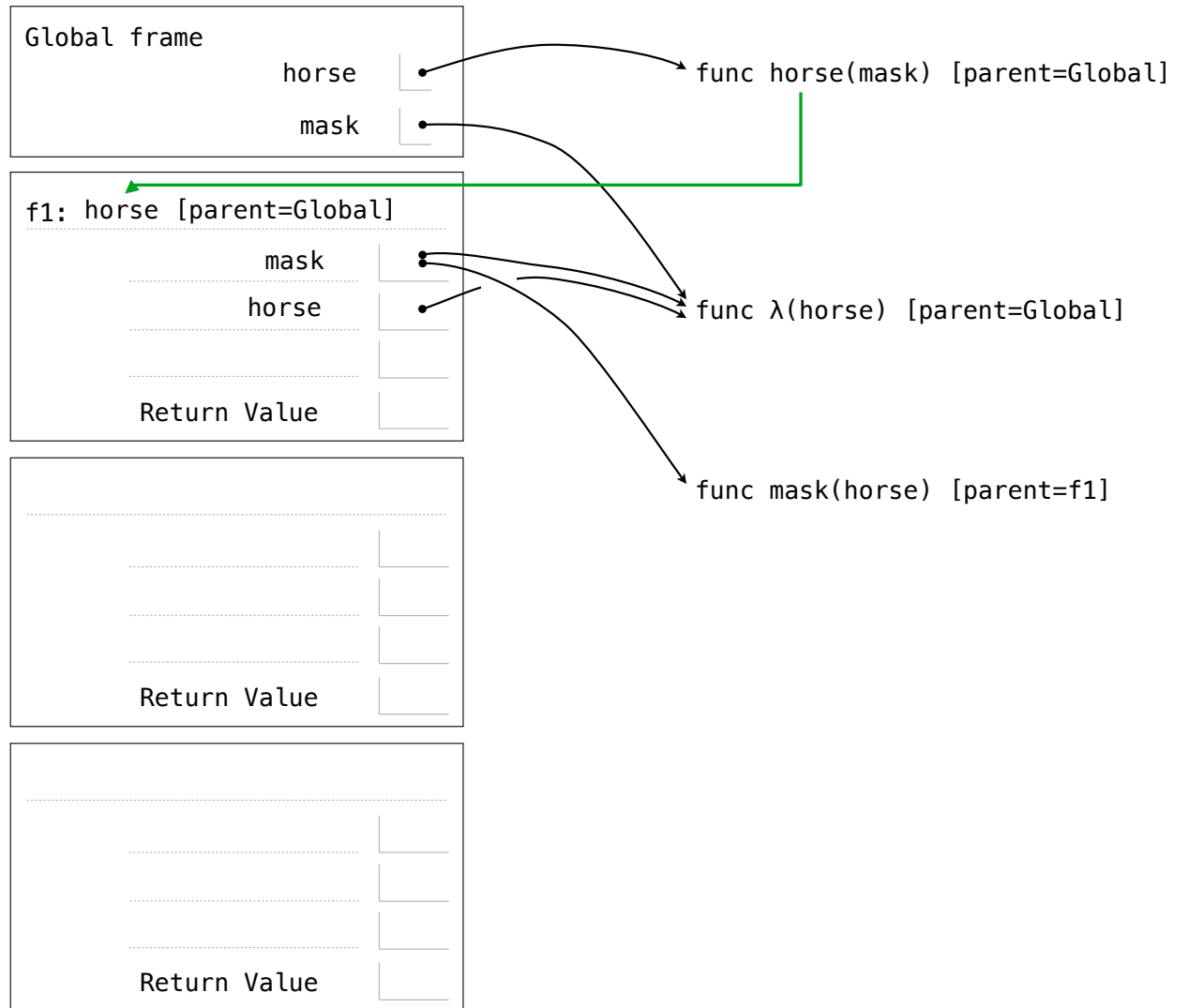


```

def horse(mask):
    horse = mask
    def mask(horse):
        return horse
    return horse(mask)

mask = lambda horse: horse(2)
horse(mask)

```

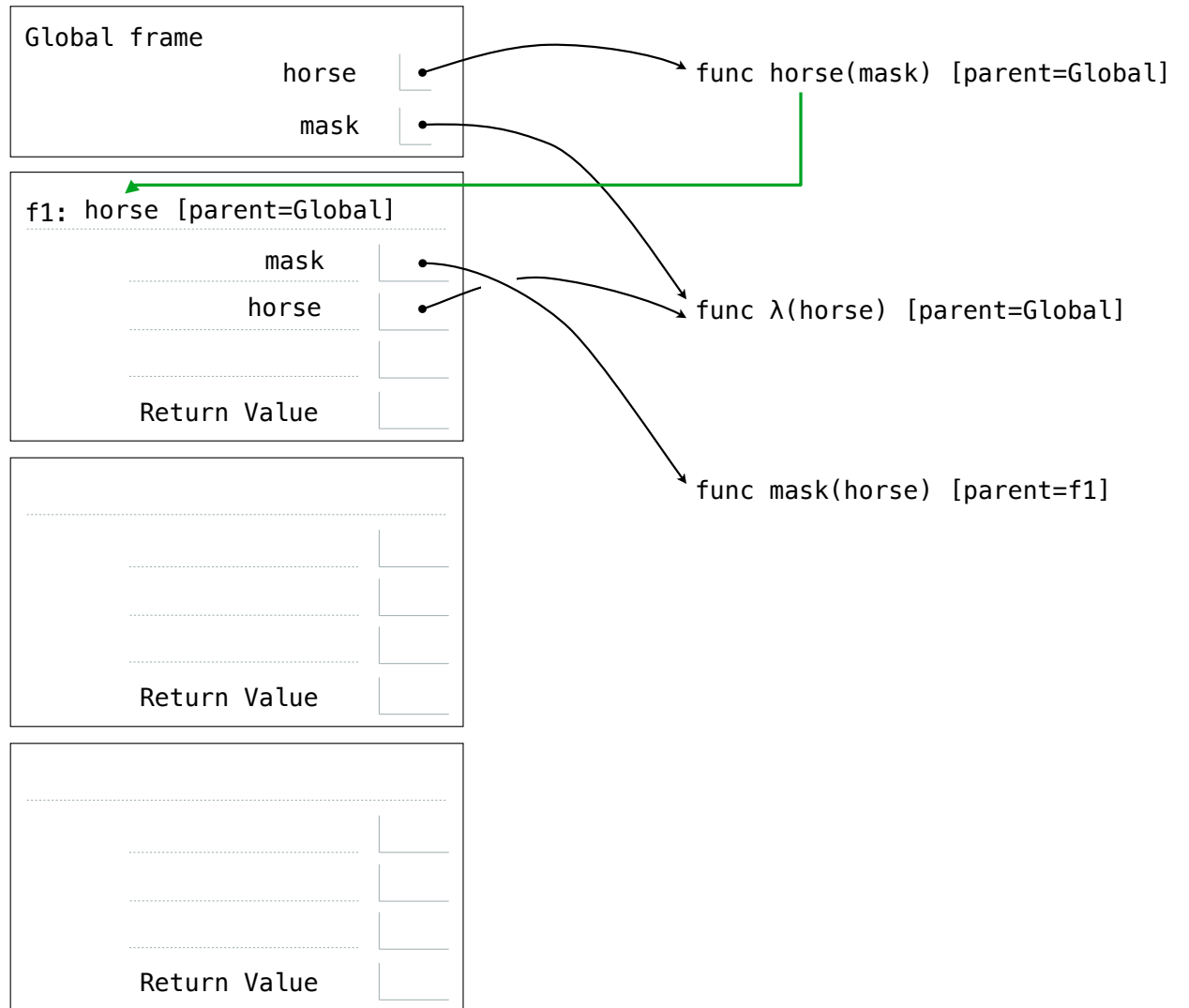


```

def horse(mask):
    horse = mask
    def mask(horse):
        return horse
    return horse(mask)

mask = lambda horse: horse(2)
horse(mask)

```

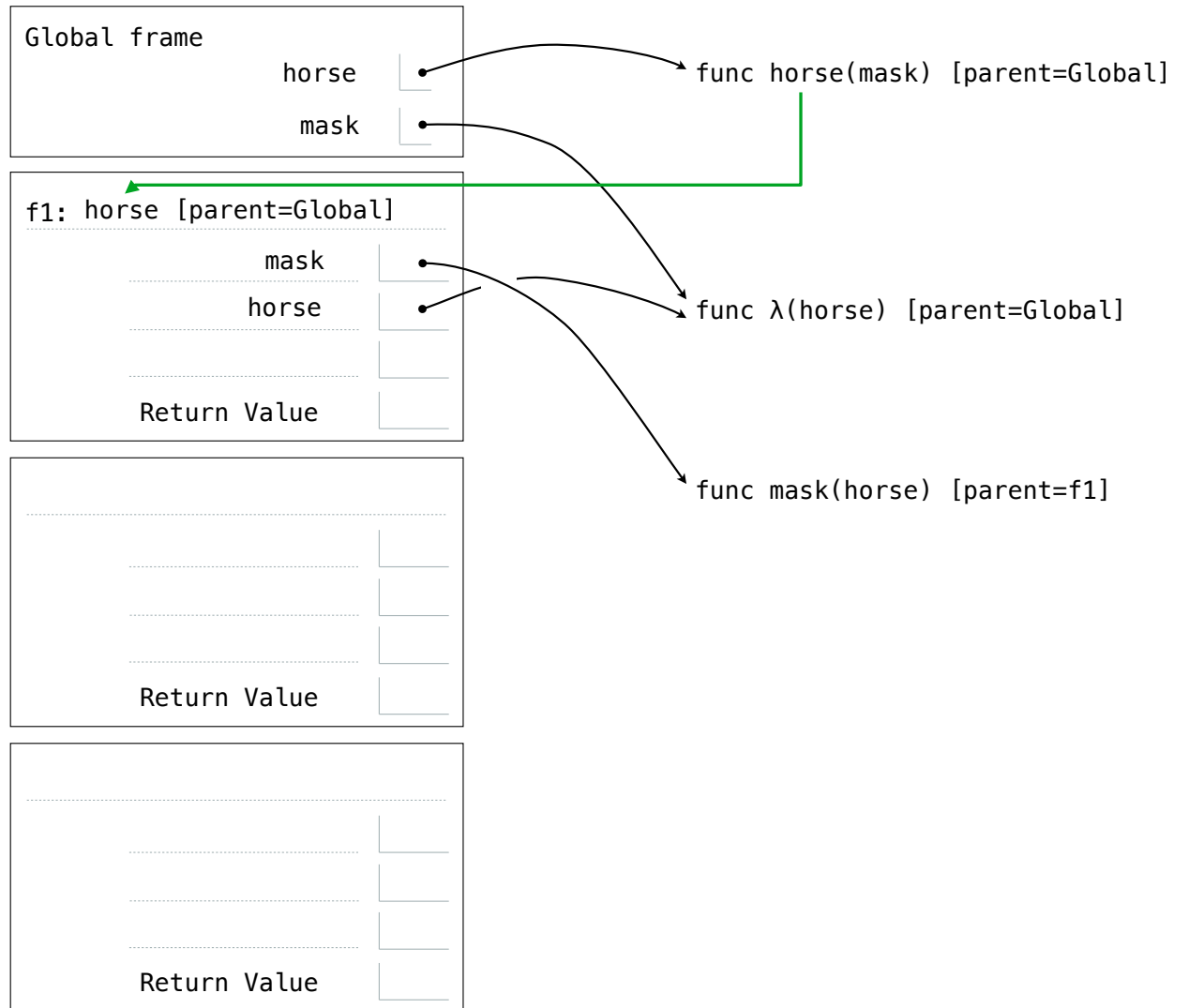


```

def horse(mask):
    horse = mask
    def mask(horse):
        return horse
    return horse(mask)

mask = lambda horse: horse(2)
horse(mask)

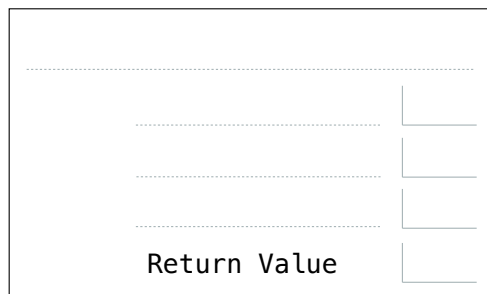
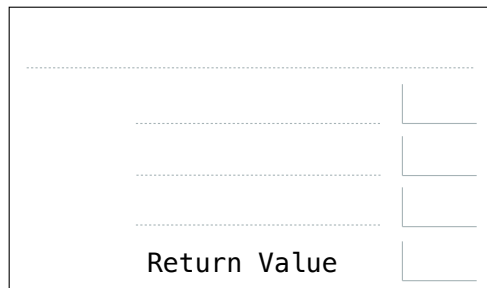
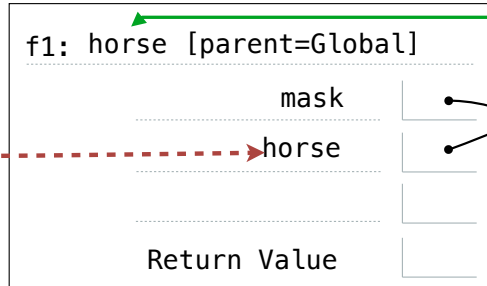
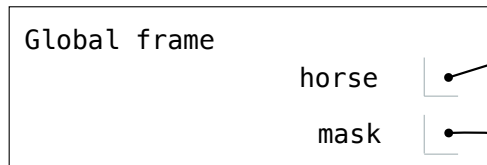
```



```
def horse(mask):  
    horse = mask  
    def mask(horse):  
        return horse  
    return horse(mask)
```

```
mask = lambda horse: horse(2)
```

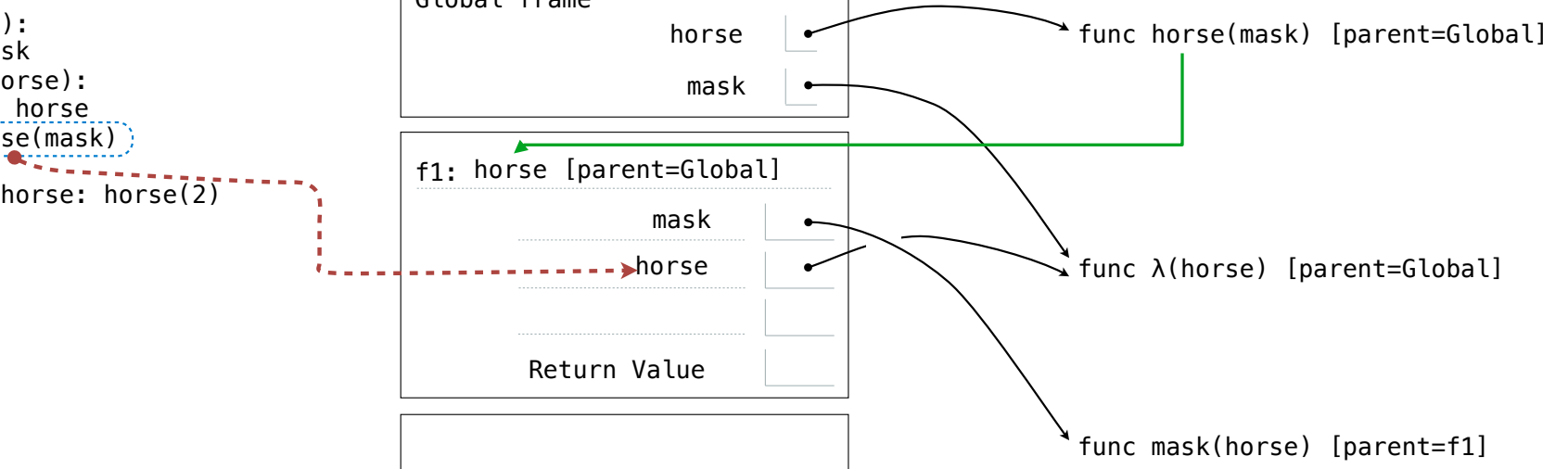
```
horse(mask)
```



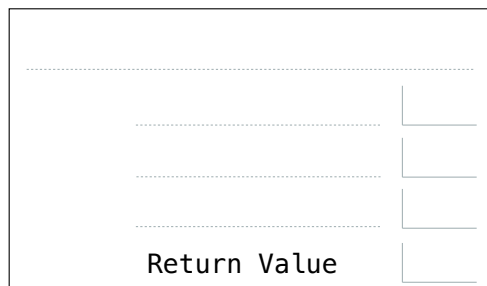
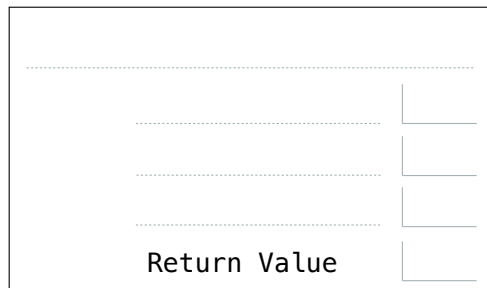
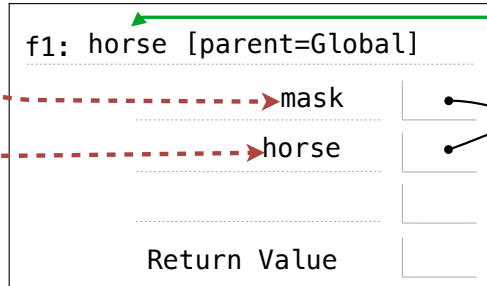
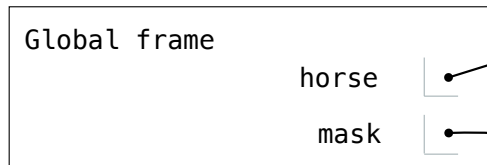
func horse(mask) [parent=Global]

func λ(horse) [parent=Global]

func mask(horse) [parent=f1]



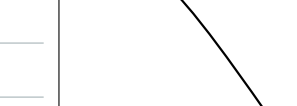
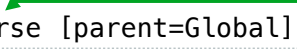
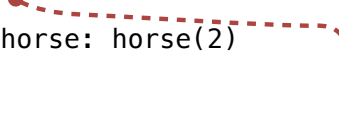
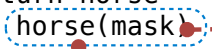
```
def horse(mask):  
    horse = mask  
    def mask(horse):  
        return horse  
    return horse(mask)  
  
mask = lambda horse: horse(2)  
horse(mask)
```



func horse(mask) [parent=Global]

func λ(horse) [parent=Global]

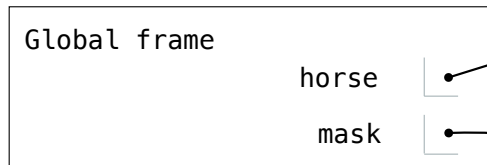
func mask(horse) [parent=f1]



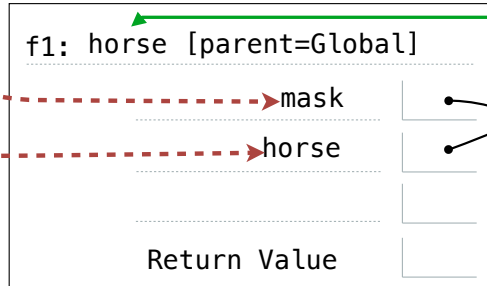
```
def horse(mask):  
    horse = mask  
    def mask(horse):  
        return horse  
    return horse(mask)
```

```
mask = lambda horse: horse(2)
```

```
horse(mask)
```

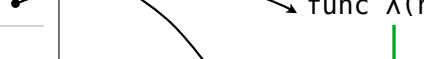

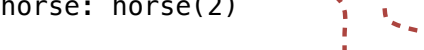
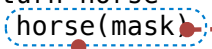
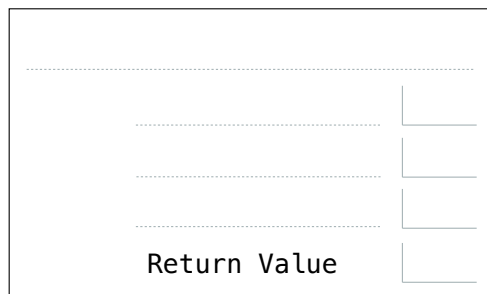
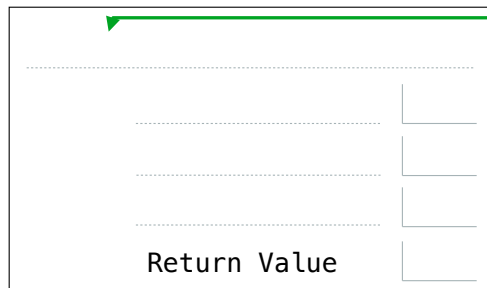


func horse(mask) [parent=Global]



func λ(horse) [parent=Global]

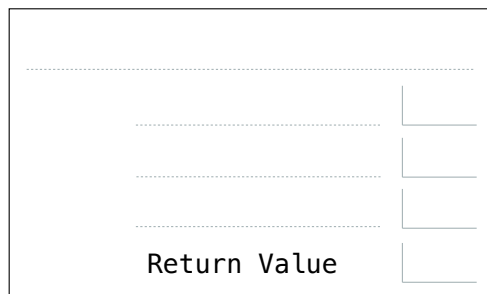
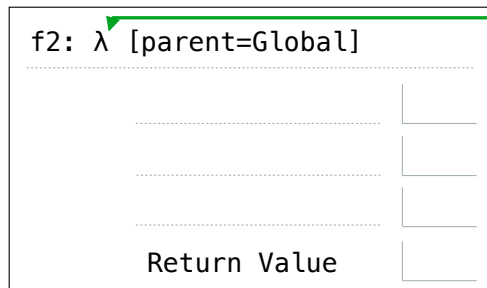
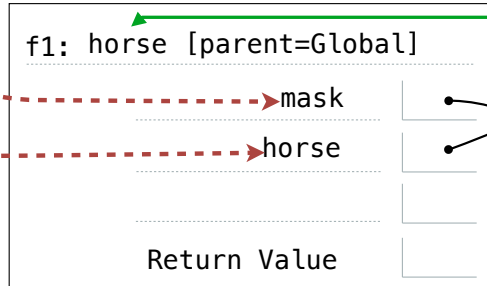
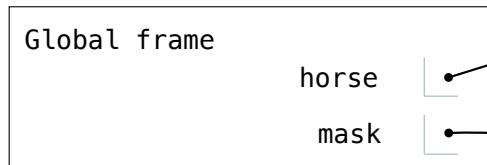
func mask(horse) [parent=f1]



```
def horse(mask):  
    horse = mask  
    def mask(horse):  
        return horse  
    return horse(mask)
```

```
mask = lambda horse: horse(2)
```

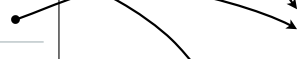
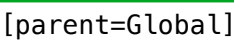
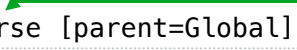
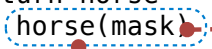
```
horse(mask)
```



func horse(mask) [parent=Global]

func λ(horse) [parent=Global]

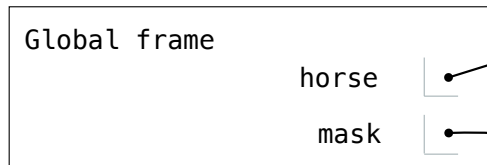
func mask(horse) [parent=f1]



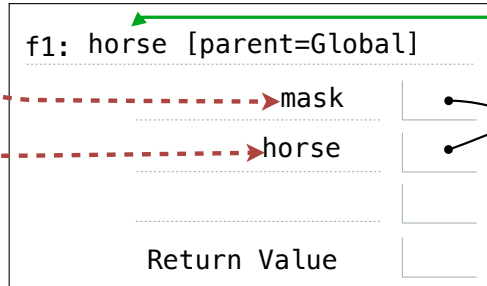

```
def horse(mask):  
    horse = mask  
    def mask(horse):  
        return horse  
    return horse(mask)
```

```
mask = lambda horse: horse(2)
```

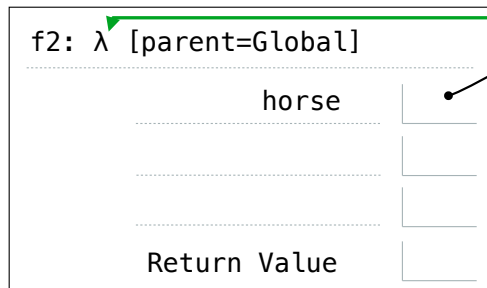
```
horse(mask)
```



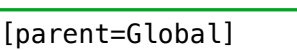

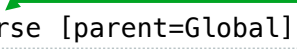
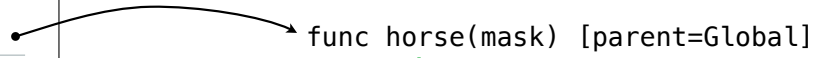
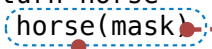
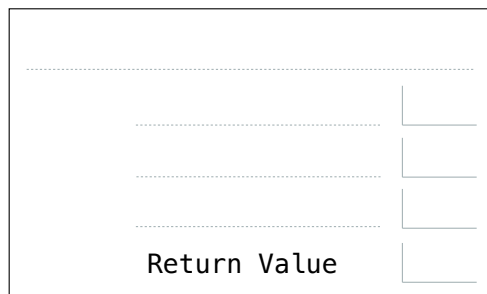
func horse(mask) [parent=Global]



func λ(horse) [parent=Global]



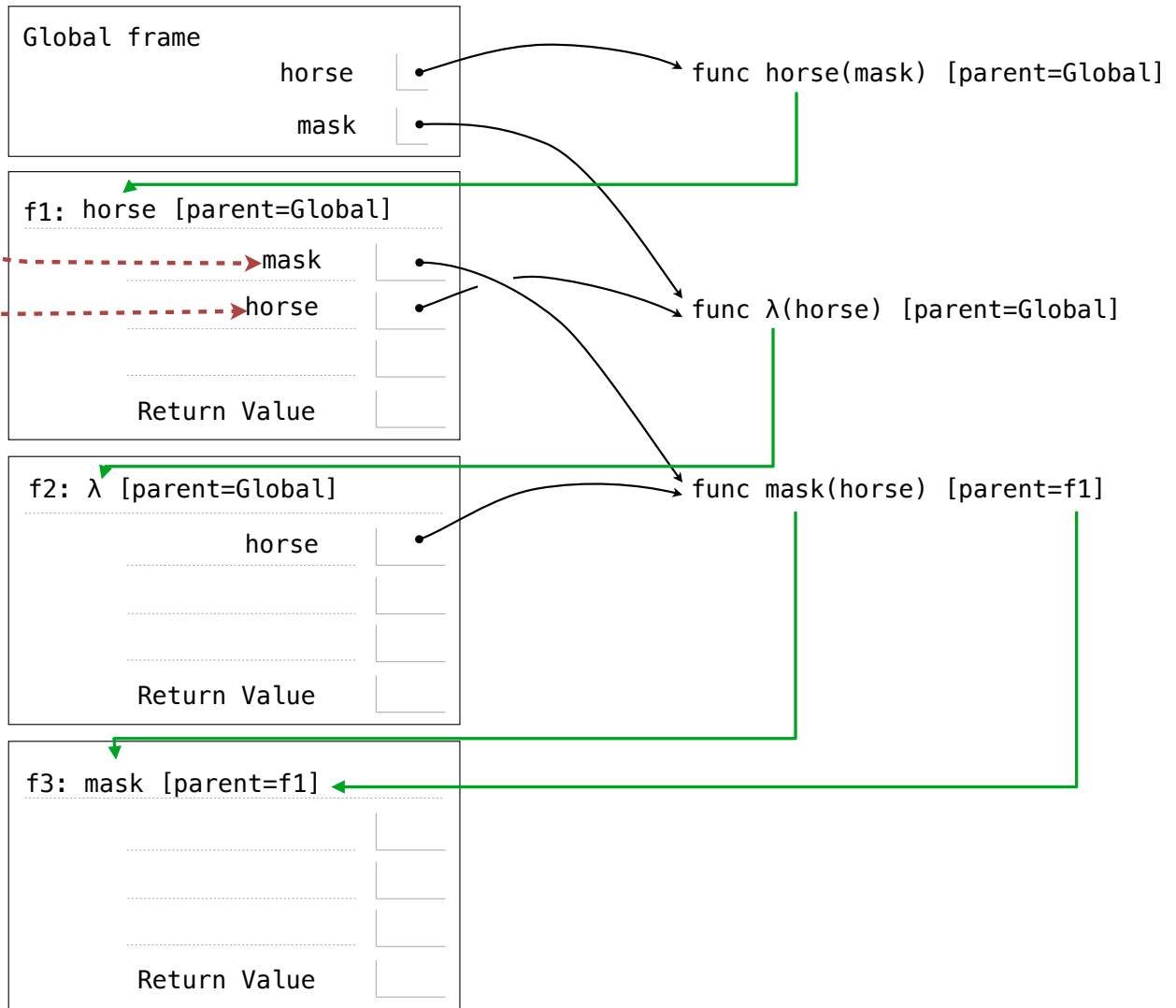
func mask(horse) [parent=f1]



```
def horse(mask):  
    horse = mask  
    def mask(horse):  
        return horse  
    return horse(mask)
```

```
mask = lambda horse: horse(2)
```

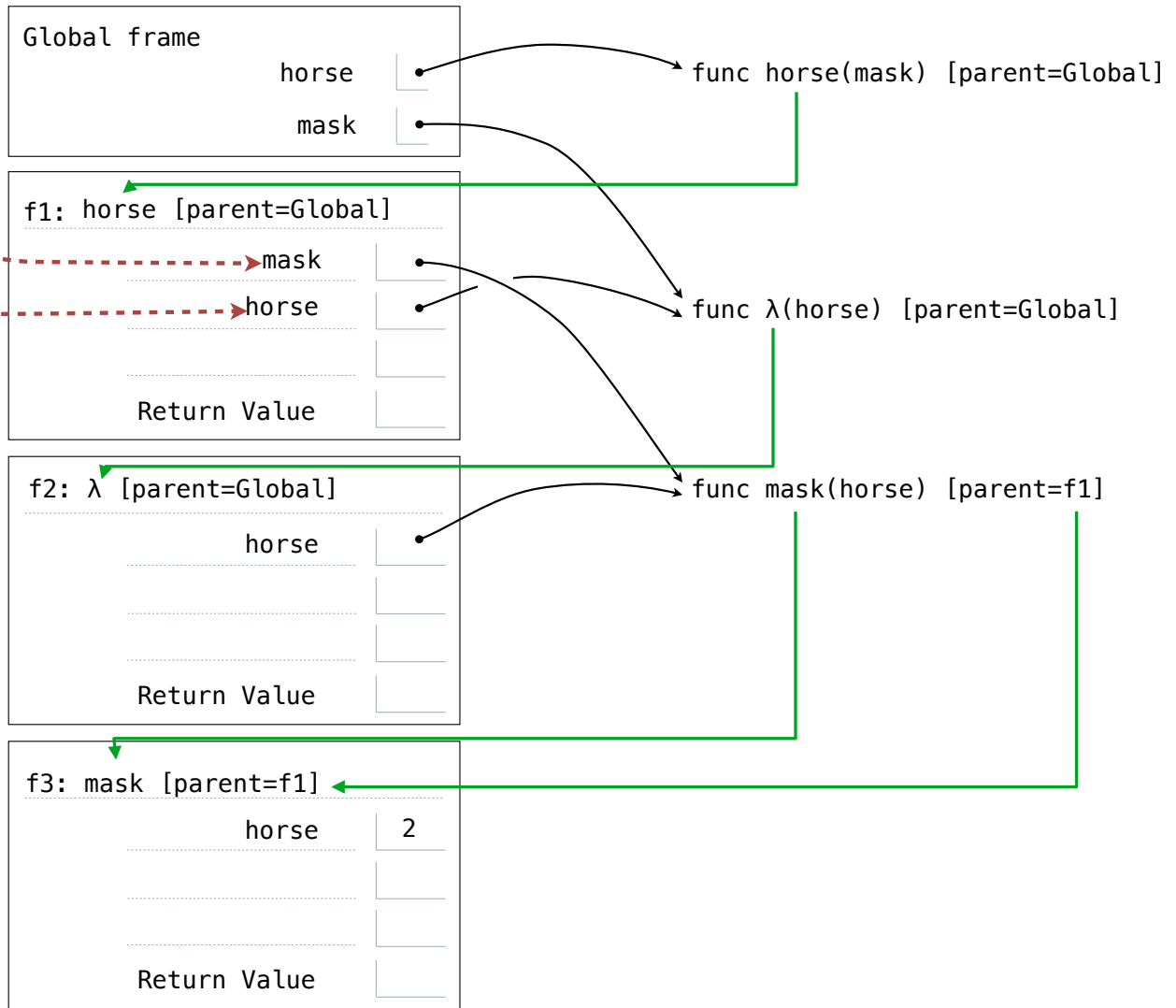
```
horse(mask)
```



```
def horse(mask):  
    horse = mask  
    def mask(horse):  
        return horse  
    return horse(mask)
```

```
mask = lambda horse: horse(2)
```

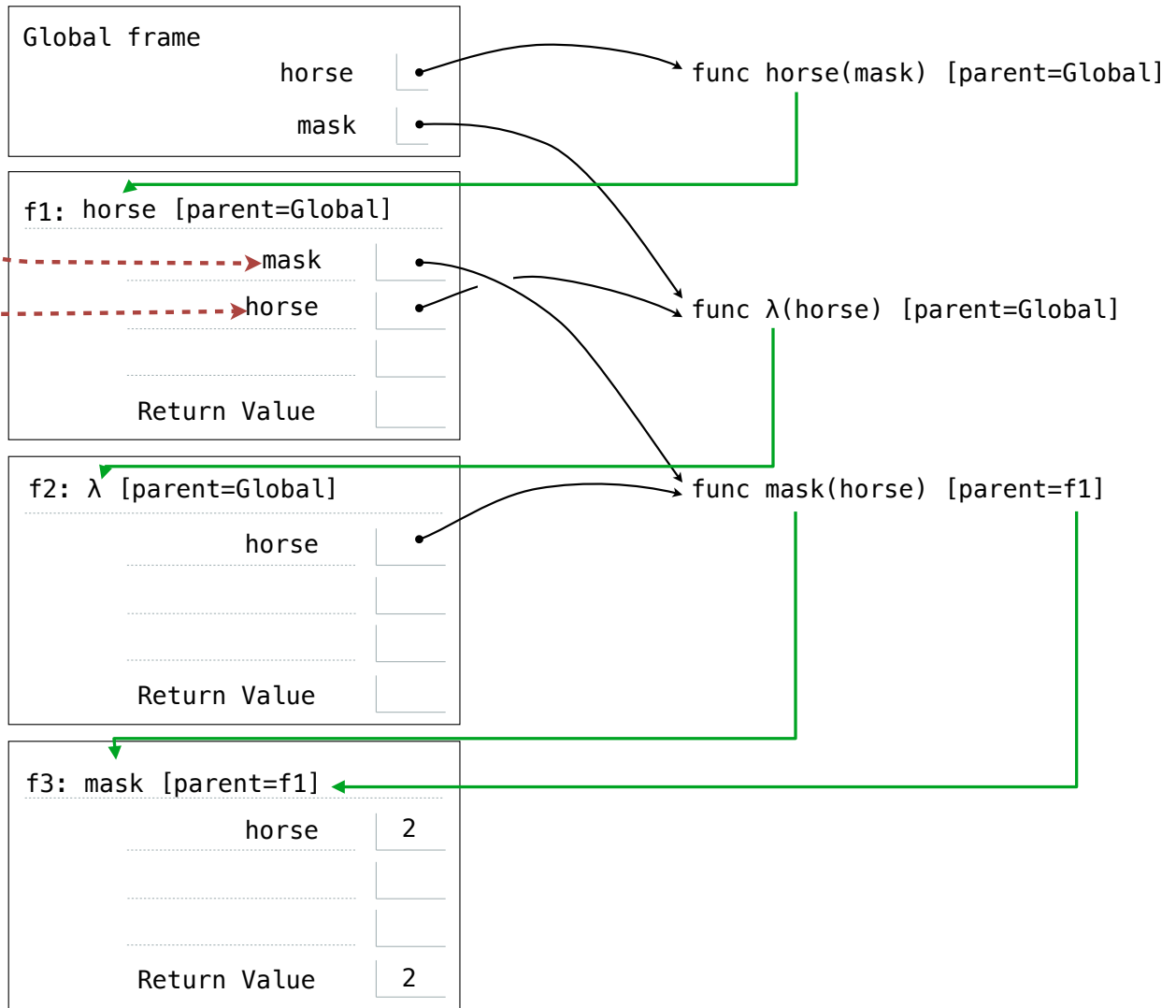
```
horse(mask)
```



```
def horse(mask):  
    horse = mask  
    def mask(horse):  
        return horse  
    return horse(mask)
```

```
mask = lambda horse: horse(2)
```

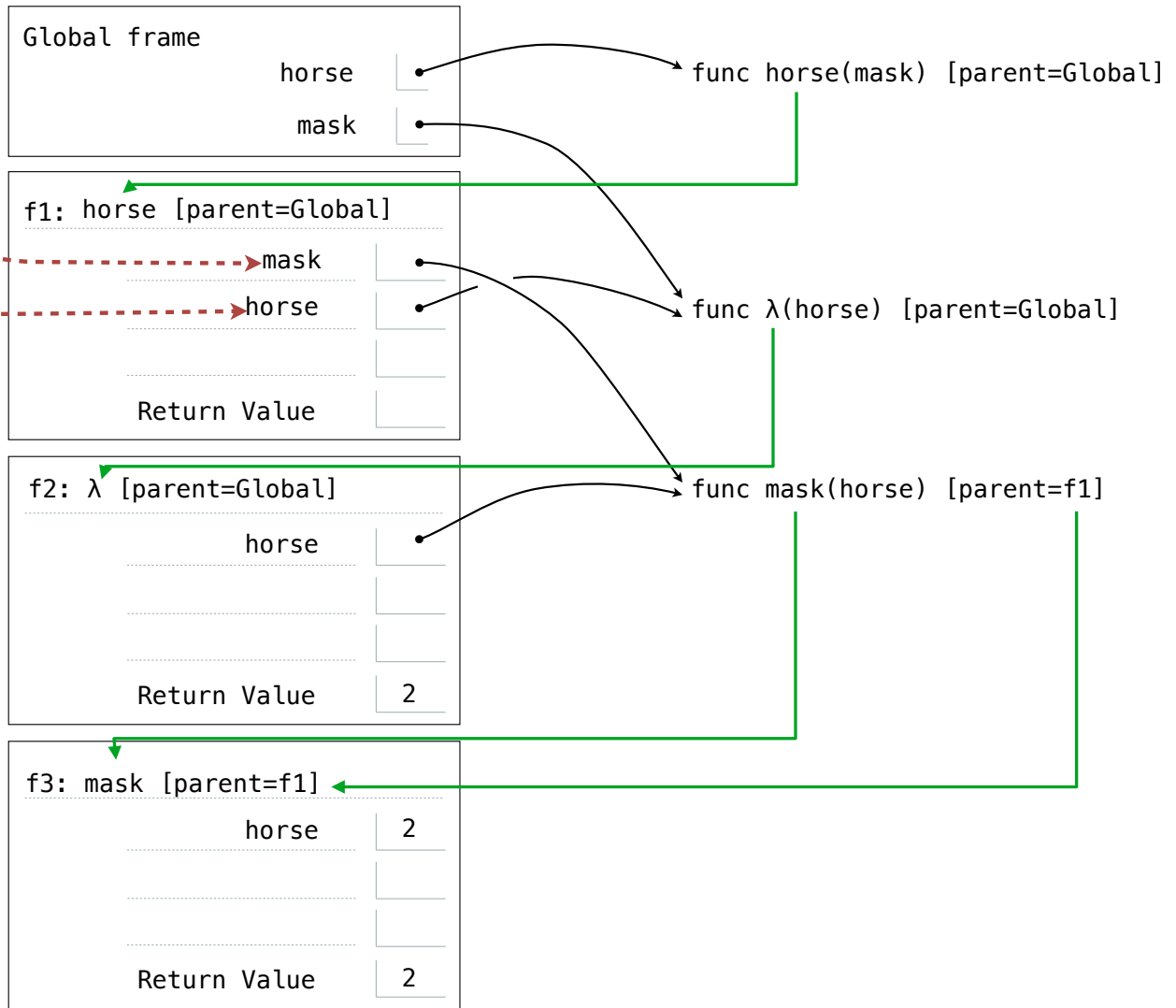
```
horse(mask)
```



```
def horse(mask):  
    horse = mask  
    def mask(horse):  
        return horse  
    return horse(mask)
```

```
mask = lambda horse: horse(2)
```

```
horse(mask)
```



```
def horse(mask):  
    horse = mask  
    def mask(horse):  
        return horse  
    return horse(mask)
```

```
mask = lambda horse: horse(2)
```

```
horse(mask)
```

