

61A Lecture 16

Announcements

String Representations

String Representations

String Representations

An object value should behave like the kind of data it is meant to represent

String Representations

An object value should behave like the kind of data it is meant to represent

For instance, by producing a string representation of itself

String Representations

An object value should behave like the kind of data it is meant to represent

For instance, by producing a string representation of itself

Strings are important: they represent language and programs

String Representations

An object value should behave like the kind of data it is meant to represent

For instance, by producing a string representation of itself

Strings are important: they represent language and programs

In Python, all objects produce two string representations:

String Representations

An object value should behave like the kind of data it is meant to represent

For instance, by producing a string representation of itself

Strings are important: they represent language and programs

In Python, all objects produce two string representations:

- The `str` is legible to humans

String Representations

An object value should behave like the kind of data it is meant to represent

For instance, by producing a string representation of itself

Strings are important: they represent language and programs

In Python, all objects produce two string representations:

- The **str** is legible to humans
- The **repr** is legible to the Python interpreter

String Representations

An object value should behave like the kind of data it is meant to represent

For instance, by producing a string representation of itself

Strings are important: they represent language and programs

In Python, all objects produce two string representations:

- The **str** is legible to humans
- The **repr** is legible to the Python interpreter

The **str** and **repr** strings are often the same, but not always

The repr String for an Object

The repr String for an Object

The **repr** function returns a Python expression (a string) that evaluates to an equal object

The repr String for an Object

The **repr** function returns a Python expression (a string) that evaluates to an equal object

```
repr(object) -> string
```

Return the canonical string representation of the object.
For most object types, `eval(repr(object)) == object`.

The repr String for an Object

The **repr** function returns a Python expression (a string) that evaluates to an equal object

```
repr(object) -> string
```

```
Return the canonical string representation of the object.  
For most object types, eval(repr(object)) == object.
```

The result of calling **repr** on a value is what Python prints in an interactive session

The repr String for an Object

The **repr** function returns a Python expression (a string) that evaluates to an equal object

```
repr(object) -> string
```

```
Return the canonical string representation of the object.  
For most object types, eval(repr(object)) == object.
```

The result of calling **repr** on a value is what Python prints in an interactive session

```
>>> 12e12
```


The repr String for an Object

The **repr** function returns a Python expression (a string) that evaluates to an equal object

```
repr(object) -> string
```

```
Return the canonical string representation of the object.  
For most object types, eval(repr(object)) == object.
```

The result of calling **repr** on a value is what Python prints in an interactive session

```
>>> 12e12  
12000000000000.0
```

The repr String for an Object

The **repr** function returns a Python expression (a string) that evaluates to an equal object

```
repr(object) -> string
```

Return the canonical string representation of the object.
For most object types, `eval(repr(object)) == object`.

The result of calling **repr** on a value is what Python prints in an interactive session

```
>>> 12e12
12000000000000.0
>>> print(repr(12e12))
```

The repr String for an Object

The `repr` function returns a Python expression (a string) that evaluates to an equal object

```
repr(object) -> string
```

Return the canonical string representation of the object.
For most object types, `eval(repr(object)) == object`.

The result of calling `repr` on a value is what Python prints in an interactive session

```
>>> 12e12
12000000000000.0
>>> print(repr(12e12))
12000000000000.0
```

The repr String for an Object

The **repr** function returns a Python expression (a string) that evaluates to an equal object

```
repr(object) -> string
```

Return the canonical string representation of the object.
For most object types, `eval(repr(object)) == object`.

The result of calling **repr** on a value is what Python prints in an interactive session

```
>>> 12e12
12000000000000.0
>>> print(repr(12e12))
12000000000000.0
```

Some objects do not have a simple Python-readable string

The repr String for an Object

The `repr` function returns a Python expression (a string) that evaluates to an equal object

```
repr(object) -> string
```

Return the canonical string representation of the object.
For most object types, `eval(repr(object)) == object`.

The result of calling `repr` on a value is what Python prints in an interactive session

```
>>> 12e12
12000000000000.0
>>> print(repr(12e12))
12000000000000.0
```

Some objects do not have a simple Python-readable string

```
>>> repr(min)
'<built-in function min>'
```

The str String for an Object

Human interpretable strings are useful as well:

The str String for an Object

Human interpretable strings are useful as well:

```
>>> from fractions import Fraction
```

The str String for an Object

Human interpretable strings are useful as well:

```
>>> from fractions import Fraction
>>> half = Fraction(1, 2)
```


The str String for an Object

Human interpretable strings are useful as well:

```
>>> from fractions import Fraction
>>> half = Fraction(1, 2)
>>> repr(half)
```

The str String for an Object

Human interpretable strings are useful as well:

```
>>> from fractions import Fraction
>>> half = Fraction(1, 2)
>>> repr(half)
'Fraction(1, 2)'
```

The str String for an Object

Human interpretable strings are useful as well:

```
>>> from fractions import Fraction
>>> half = Fraction(1, 2)
>>> repr(half)
'Fraction(1, 2)'
>>> str(half)
```

The str String for an Object

Human interpretable strings are useful as well:

```
>>> from fractions import Fraction
>>> half = Fraction(1, 2)
>>> repr(half)
'Fraction(1, 2)'
>>> str(half)
'1/2'
```

The str String for an Object

Human interpretable strings are useful as well:

```
>>> from fractions import Fraction
>>> half = Fraction(1, 2)
>>> repr(half)
'Fraction(1, 2)'
>>> str(half)
'1/2'
```

The result of calling `str` on the value of an expression is what Python prints using the `print` function:

The str String for an Object

Human interpretable strings are useful as well:

```
>>> from fractions import Fraction
>>> half = Fraction(1, 2)
>>> repr(half)
'Fraction(1, 2)'
>>> str(half)
'1/2'
```

The result of calling `str` on the value of an expression is what Python prints using the `print` function:

```
>>> print(half)
```

The str String for an Object

Human interpretable strings are useful as well:

```
>>> from fractions import Fraction
>>> half = Fraction(1, 2)
>>> repr(half)
'Fraction(1, 2)'
>>> str(half)
'1/2'
```

The result of calling `str` on the value of an expression is what Python prints using the `print` function:

```
>>> print(half)
1/2
```

The str String for an Object

Human interpretable strings are useful as well:

```
>>> from fractions import Fraction
>>> half = Fraction(1, 2)
>>> repr(half)
'Fraction(1, 2)'
>>> str(half)
'1/2'
```

The result of calling `str` on the value of an expression is what Python prints using the `print` function:

```
>>> print(half)
1/2
```

(Demo)

Polymorphic Functions

Polymorphic Functions

Polymorphic Functions

Polymorphic function: A function that applies to many (poly) different forms (morph) of data

Polymorphic Functions

Polymorphic function: A function that applies to many (poly) different forms (morph) of data

`str` and `repr` are both polymorphic; they apply to any object

Polymorphic Functions

Polymorphic function: A function that applies to many (poly) different forms (morph) of data

`str` and `repr` are both polymorphic; they apply to any object

`repr` invokes a zero-argument method `__repr__` on its argument

Polymorphic Functions

Polymorphic function: A function that applies to many (poly) different forms (morph) of data

`str` and `repr` are both polymorphic; they apply to any object

`repr` invokes a zero-argument method `__repr__` on its argument

```
>>> half.__repr__()
'Fraction(1, 2)'
```

Polymorphic Functions

Polymorphic function: A function that applies to many (poly) different forms (morph) of data

str and **repr** are both polymorphic; they apply to any object

repr invokes a zero-argument method `__repr__` on its argument

```
>>> half.__repr__()
'Fraction(1, 2)'
```

str invokes a zero-argument method `__str__` on its argument

Polymorphic Functions

Polymorphic function: A function that applies to many (poly) different forms (morph) of data

str and **repr** are both polymorphic; they apply to any object

repr invokes a zero-argument method `__repr__` on its argument

```
>>> half.__repr__()
'Fraction(1, 2)'
```

str invokes a zero-argument method `__str__` on its argument

```
>>> half.__str__()
'1/2'
```


Implementing repr and str

Implementing repr and str

The behavior of `repr` is slightly more complicated than invoking `__repr__` on its argument:

Implementing repr and str

The behavior of `repr` is slightly more complicated than invoking `__repr__` on its argument:

- An instance attribute called `__repr__` is ignored! Only class attributes are found

Implementing repr and str

The behavior of `repr` is slightly more complicated than invoking `__repr__` on its argument:

- An instance attribute called `__repr__` is ignored! Only class attributes are found
- *Question:* How would we implement this behavior?

Implementing repr and str

The behavior of `repr` is slightly more complicated than invoking `__repr__` on its argument:

- An instance attribute called `__repr__` is ignored! Only class attributes are found
- *Question:* How would we implement this behavior?



```
def repr(x):  
    return x.__repr__(x)
```



```
def repr(x):  
    return x.__repr__()
```



```
def repr(x):  
    return type(x).__repr__(x)
```



```
def repr(x):  
    return type(x).__repr__()
```



```
def repr(x):  
    return super(x).__repr__()
```

Implementing repr and str

The behavior of `repr` is slightly more complicated than invoking `__repr__` on its argument:

- An instance attribute called `__repr__` is ignored! Only class attributes are found
- *Question:* How would we implement this behavior?



```
def repr(x):  
    return x.__repr__(x)
```



```
def repr(x):  
    return x.__repr__()
```



```
def repr(x):  
    return type(x).__repr__(x)
```



```
def repr(x):  
    return type(x).__repr__()
```



```
def repr(x):  
    return super(x).__repr__()
```

Implementing repr and str

The behavior of `repr` is slightly more complicated than invoking `__repr__` on its argument:

- An instance attribute called `__repr__` is ignored! Only class attributes are found
- *Question:* How would we implement this behavior?

The behavior of `str` is also complicated:



```
def repr(x):  
    return x.__repr__(x)
```



```
def repr(x):  
    return x.__repr__()
```



```
def repr(x):  
    return type(x).__repr__(x)
```



```
def repr(x):  
    return type(x).__repr__()
```



```
def repr(x):  
    return super(x).__repr__()
```

Implementing repr and str

The behavior of `repr` is slightly more complicated than invoking `__repr__` on its argument:

- An instance attribute called `__repr__` is ignored! Only class attributes are found
- *Question:* How would we implement this behavior?

The behavior of `str` is also complicated:


- An instance attribute called `__str__` is ignored



```
def repr(x):  
    return x.__repr__(x)
```



```
def repr(x):  
    return x.__repr__()
```



```
def repr(x):  
    return type(x).__repr__(x)
```



```
def repr(x):  
    return type(x).__repr__()
```



```
def repr(x):  
    return super(x).__repr__()
```


Implementing repr and str

The behavior of `repr` is slightly more complicated than invoking `__repr__` on its argument:

- An instance attribute called `__repr__` is ignored! Only class attributes are found
- *Question:* How would we implement this behavior?

The behavior of `str` is also complicated:

- An instance attribute called `__str__` is ignored
- If no `__str__` attribute is found, uses `repr` string



```
def repr(x):  
    return x.__repr__(x)
```



```
def repr(x):  
    return x.__repr__()
```



```
def repr(x):  
    return type(x).__repr__(x)
```



```
def repr(x):  
    return type(x).__repr__()
```



```
def repr(x):  
    return super(x).__repr__()
```

Implementing repr and str

The behavior of `repr` is slightly more complicated than invoking `__repr__` on its argument:

- An instance attribute called `__repr__` is ignored! Only class attributes are found
- *Question:* How would we implement this behavior?

The behavior of `str` is also complicated:

- An instance attribute called `__str__` is ignored
- If no `__str__` attribute is found, uses `repr` string
- (By the way, `str` is a class, not a function)



```
def repr(x):  
    return x.__repr__(x)
```



```
def repr(x):  
    return x.__repr__()
```



```
def repr(x):  
    return type(x).__repr__(x)
```



```
def repr(x):  
    return type(x).__repr__()
```



```
def repr(x):  
    return super(x).__repr__()
```

Implementing repr and str

The behavior of `repr` is slightly more complicated than invoking `__repr__` on its argument:

- An instance attribute called `__repr__` is ignored! Only class attributes are found
- *Question:* How would we implement this behavior?



```
def repr(x):  
    return x.__repr__(x)
```

The behavior of `str` is also complicated:

- An instance attribute called `__str__` is ignored
- If no `__str__` attribute is found, uses `repr` string
- (By the way, `str` is a class, not a function)
- *Question:* How would we implement this behavior?



```
def repr(x):  
    return x.__repr__()
```



```
def repr(x):  
    return type(x).__repr__(x)
```



```
def repr(x):  
    return type(x).__repr__()
```



```
def repr(x):  
    return super(x).__repr__()
```

Implementing repr and str

The behavior of `repr` is slightly more complicated than invoking `__repr__` on its argument:

- An instance attribute called `__repr__` is ignored! Only class attributes are found
- *Question:* How would we implement this behavior?



```
def repr(x):  
    return x.__repr__(x)
```

The behavior of `str` is also complicated:

- An instance attribute called `__str__` is ignored
- If no `__str__` attribute is found, uses `repr` string
- (By the way, `str` is a class, not a function)
- *Question:* How would we implement this behavior?



```
def repr(x):  
    return x.__repr__()
```



```
def repr(x):  
    return type(x).__repr__(x)
```



```
def repr(x):  
    return type(x).__repr__()
```



```
def repr(x):  
    return super(x).__repr__()
```

(Demo)

Interfaces

Interfaces

Message passing: Objects interact by looking up attributes on each other (passing messages)

Interfaces

Message passing: Objects interact by looking up attributes on each other (passing messages)

The attribute look-up rules allow different data types to respond to the same message

Interfaces

Message passing: Objects interact by looking up attributes on each other (passing messages)

The attribute look-up rules allow different data types to respond to the same message

A **shared message** (attribute name) that elicits similar behavior from different object classes is a powerful method of abstraction

Interfaces

Message passing: Objects interact by looking up attributes on each other (passing messages)

The attribute look-up rules allow different data types to respond to the same message

A **shared message** (attribute name) that elicits similar behavior from different object classes is a powerful method of abstraction

An interface is a set of shared messages, along with a specification of what they mean

Interfaces

Message passing: Objects interact by looking up attributes on each other (passing messages)

The attribute look-up rules allow different data types to respond to the same message

A **shared message** (attribute name) that elicits similar behavior from different object classes is a powerful method of abstraction

An interface is a set of shared messages, along with a specification of what they mean

Example:

Interfaces

Message passing: Objects interact by looking up attributes on each other (passing messages)

The attribute look-up rules allow different data types to respond to the same message

A **shared message** (attribute name) that elicits similar behavior from different object classes is a powerful method of abstraction

An interface is a set of shared messages, along with a specification of what they mean

Example:

Classes that implement `__repr__` and `__str__` methods that return Python-interpretable and human-readable strings implement an interface for producing string representations

Interfaces

Message passing: Objects interact by looking up attributes on each other (passing messages)

The attribute look-up rules allow different data types to respond to the same message

A **shared message** (attribute name) that elicits similar behavior from different object classes is a powerful method of abstraction

An interface is a set of shared messages, along with a specification of what they mean

Example:

Classes that implement `__repr__` and `__str__` methods that return Python-interpretable and human-readable strings implement an interface for producing string representations

(Demo)

Special Method Names

Special Method Names in Python

Special Method Names in Python

Certain names are special because they have built-in behavior

Special Method Names in Python

Certain names are special because they have built-in behavior

These names always start and end with two underscores

Special Method Names in Python

Certain names are special because they have built-in behavior

These names always start and end with two underscores

```
__init__
```

Special Method Names in Python

Certain names are special because they have built-in behavior

These names always start and end with two underscores

`__init__` Method invoked automatically when an object is constructed

Special Method Names in Python

Certain names are special because they have built-in behavior

These names always start and end with two underscores

`__init__` Method invoked automatically when an object is constructed

`__repr__`

Special Method Names in Python

Certain names are special because they have built-in behavior

These names always start and end with two underscores

`__init__` Method invoked automatically when an object is constructed

`__repr__` Method invoked to display an object as a Python expression

Special Method Names in Python

Certain names are special because they have built-in behavior

These names always start and end with two underscores

`__init__` Method invoked automatically when an object is constructed

`__repr__` Method invoked to display an object as a Python expression

`__add__`

Special Method Names in Python

Certain names are special because they have built-in behavior

These names always start and end with two underscores

<code>__init__</code>	Method invoked automatically when an object is constructed
<code>__repr__</code>	Method invoked to display an object as a Python expression
<code>__add__</code>	Method invoked to add one object to another

Special Method Names in Python

Certain names are special because they have built-in behavior

These names always start and end with two underscores

<code>__init__</code>	Method invoked automatically when an object is constructed
<code>__repr__</code>	Method invoked to display an object as a Python expression
<code>__add__</code>	Method invoked to add one object to another
<code>__bool__</code>	

Special Method Names in Python

Certain names are special because they have built-in behavior

These names always start and end with two underscores

<code>__init__</code>	Method invoked automatically when an object is constructed
<code>__repr__</code>	Method invoked to display an object as a Python expression
<code>__add__</code>	Method invoked to add one object to another
<code>__bool__</code>	Method invoked to convert an object to True or False

Special Method Names in Python

Certain names are special because they have built-in behavior

These names always start and end with two underscores

<code>__init__</code>	Method invoked automatically when an object is constructed
<code>__repr__</code>	Method invoked to display an object as a Python expression
<code>__add__</code>	Method invoked to add one object to another
<code>__bool__</code>	Method invoked to convert an object to True or False
<code>__float__</code>	

Special Method Names in Python

Certain names are special because they have built-in behavior

These names always start and end with two underscores

<code>__init__</code>	Method invoked automatically when an object is constructed
<code>__repr__</code>	Method invoked to display an object as a Python expression
<code>__add__</code>	Method invoked to add one object to another
<code>__bool__</code>	Method invoked to convert an object to True or False
<code>__float__</code>	Method invoked to convert an object to a float (real number)

Special Method Names in Python

Certain names are special because they have built-in behavior

These names always start and end with two underscores

<code>__init__</code>	Method invoked automatically when an object is constructed
<code>__repr__</code>	Method invoked to display an object as a Python expression
<code>__add__</code>	Method invoked to add one object to another
<code>__bool__</code>	Method invoked to convert an object to True or False
<code>__float__</code>	Method invoked to convert an object to a float (real number)

```
>>> zero, one, two = 0, 1, 2
```

Special Method Names in Python

Certain names are special because they have built-in behavior

These names always start and end with two underscores

<code>__init__</code>	Method invoked automatically when an object is constructed
<code>__repr__</code>	Method invoked to display an object as a Python expression
<code>__add__</code>	Method invoked to add one object to another
<code>__bool__</code>	Method invoked to convert an object to True or False
<code>__float__</code>	Method invoked to convert an object to a float (real number)

```
>>> zero, one, two = 0, 1, 2
>>> one + two
3
```

Special Method Names in Python

Certain names are special because they have built-in behavior

These names always start and end with two underscores

<code>__init__</code>	Method invoked automatically when an object is constructed
<code>__repr__</code>	Method invoked to display an object as a Python expression
<code>__add__</code>	Method invoked to add one object to another
<code>__bool__</code>	Method invoked to convert an object to True or False
<code>__float__</code>	Method invoked to convert an object to a float (real number)

```
>>> zero, one, two = 0, 1, 2
>>> one + two
3
>>> bool(zero), bool(one)
(False, True)
```

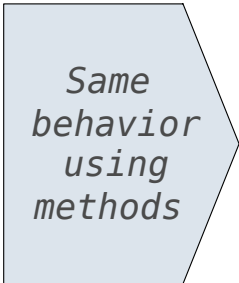
Special Method Names in Python

Certain names are special because they have built-in behavior

These names always start and end with two underscores

<code>__init__</code>	Method invoked automatically when an object is constructed
<code>__repr__</code>	Method invoked to display an object as a Python expression
<code>__add__</code>	Method invoked to add one object to another
<code>__bool__</code>	Method invoked to convert an object to True or False
<code>__float__</code>	Method invoked to convert an object to a float (real number)

```
>>> zero, one, two = 0, 1, 2
>>> one + two
3
>>> bool(zero), bool(one)
(False, True)
```



*Same
behavior
using
methods*

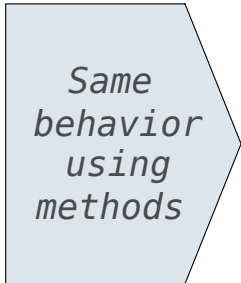
Special Method Names in Python

Certain names are special because they have built-in behavior

These names always start and end with two underscores

<code>__init__</code>	Method invoked automatically when an object is constructed
<code>__repr__</code>	Method invoked to display an object as a Python expression
<code>__add__</code>	Method invoked to add one object to another
<code>__bool__</code>	Method invoked to convert an object to True or False
<code>__float__</code>	Method invoked to convert an object to a float (real number)

```
>>> zero, one, two = 0, 1, 2
>>> one + two
3
>>> bool(zero), bool(one)
(False, True)
```



*Same
behavior
using
methods*

```
>>> zero, one, two = 0, 1, 2
```

Special Method Names in Python

Certain names are special because they have built-in behavior

These names always start and end with two underscores

<code>__init__</code>	Method invoked automatically when an object is constructed
<code>__repr__</code>	Method invoked to display an object as a Python expression
<code>__add__</code>	Method invoked to add one object to another
<code>__bool__</code>	Method invoked to convert an object to True or False
<code>__float__</code>	Method invoked to convert an object to a float (real number)

```
>>> zero, one, two = 0, 1, 2
>>> one + two
3
>>> bool(zero), bool(one)
(False, True)
```

*Same
behavior
using
methods*

```
>>> zero, one, two = 0, 1, 2
>>> one.__add__(two)
3
```

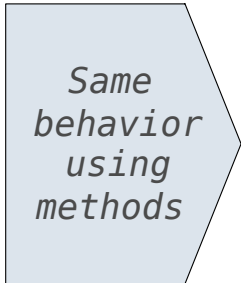

Special Method Names in Python

Certain names are special because they have built-in behavior

These names always start and end with two underscores

<code>__init__</code>	Method invoked automatically when an object is constructed
<code>__repr__</code>	Method invoked to display an object as a Python expression
<code>__add__</code>	Method invoked to add one object to another
<code>__bool__</code>	Method invoked to convert an object to True or False
<code>__float__</code>	Method invoked to convert an object to a float (real number)

```
>>> zero, one, two = 0, 1, 2
>>> one + two
3
>>> bool(zero), bool(one)
(False, True)
```



Same
behavior
using
methods

```
>>> zero, one, two = 0, 1, 2
>>> one.__add__(two)
3
>>> zero.__bool__(), one.__bool__()
(False, True)
```

Special Methods

Special Methods

Adding instances of user-defined classes invokes either the `__add__` or `__radd__` method

Special Methods

Adding instances of user-defined classes invokes either the `__add__` or `__radd__` method

```
>>> Ratio(1, 3) + Ratio(1, 6)
Ratio(1, 2)
```

Special Methods

Adding instances of user-defined classes invokes either the `__add__` or `__radd__` method

```
>>> Ratio(1, 3) + Ratio(1, 6)
Ratio(1, 2)
```

```
>>> Ratio(1, 3).__add__(Ratio(1, 6))
Ratio(1, 2)
```

Special Methods

Adding instances of user-defined classes invokes either the `__add__` or `__radd__` method

```
>>> Ratio(1, 3) + Ratio(1, 6)
Ratio(1, 2)
```

```
>>> Ratio(1, 3).__add__(Ratio(1, 6))
Ratio(1, 2)
```

```
>>> Ratio(1, 6).__radd__(Ratio(1, 3))
Ratio(1, 2)
```

Special Methods

Adding instances of user-defined classes invokes either the `__add__` or `__radd__` method

```
>>> Ratio(1, 3) + Ratio(1, 6)
Ratio(1, 2)
```

```
>>> Ratio(1, 3).__add__(Ratio(1, 6))
Ratio(1, 2)
```

```
>>> Ratio(1, 6).__radd__(Ratio(1, 3))
Ratio(1, 2)
```

<http://getpython3.com/diveintopython3/special-method-names.html>

<http://docs.python.org/py3k/reference/datamodel.html#special-method-names>

Special Methods

Adding instances of user-defined classes invokes either the `__add__` or `__radd__` method

```
>>> Ratio(1, 3) + Ratio(1, 6)
Ratio(1, 2)
```

```
>>> Ratio(1, 3).__add__(Ratio(1, 6))
Ratio(1, 2)
```

```
>>> Ratio(1, 6).__radd__(Ratio(1, 3))
Ratio(1, 2)
```

<http://getpython3.com/diveintopython3/special-method-names.html>

<http://docs.python.org/py3k/reference/datamodel.html#special-method-names>

(Demo)

Generic Functions

Generic Functions

A polymorphic function might take two or more arguments of different types

Generic Functions

A polymorphic function might take two or more arguments of different types

Type Dispatching: Inspect the type of an argument in order to select behavior

Generic Functions

A polymorphic function might take two or more arguments of different types

Type Dispatching: Inspect the type of an argument in order to select behavior

Type Coercion: Convert one value to match the type of another

Generic Functions

A polymorphic function might take two or more arguments of different types

Type Dispatching: Inspect the type of an argument in order to select behavior

Type Coercion: Convert one value to match the type of another

```
>>> Ratio(1, 3) + 1
Ratio(4, 3)
```

Generic Functions

A polymorphic function might take two or more arguments of different types

Type Dispatching: Inspect the type of an argument in order to select behavior

Type Coercion: Convert one value to match the type of another

```
>>> Ratio(1, 3) + 1  
Ratio(4, 3)
```

```
>>> 1 + Ratio(1, 3)  
Ratio(4, 3)
```

Generic Functions

A polymorphic function might take two or more arguments of different types

Type Dispatching: Inspect the type of an argument in order to select behavior

Type Coercion: Convert one value to match the type of another

```
>>> Ratio(1, 3) + 1
Ratio(4, 3)
```

```
>>> 1 + Ratio(1, 3)
Ratio(4, 3)
```

```
>>> from math import pi
>>> Ratio(1, 3) + pi
3.4749259869231266
```

Generic Functions

A polymorphic function might take two or more arguments of different types

Type Dispatching: Inspect the type of an argument in order to select behavior

Type Coercion: Convert one value to match the type of another

```
>>> Ratio(1, 3) + 1
Ratio(4, 3)
```

```
>>> 1 + Ratio(1, 3)
Ratio(4, 3)
```

```
>>> from math import pi
>>> Ratio(1, 3) + pi
3.4749259869231266
```

(Demo)