

Scheme

Announcements

Scheme

Scheme is a Dialect of Lisp

Scheme is a Dialect of Lisp

What are people saying about Lisp?

Scheme is a Dialect of Lisp

What are people saying about Lisp?

- "If you don't know Lisp, you don't know what it means for a programming language to be powerful and elegant."
 - Richard Stallman, created Emacs & the first free variant of UNIX

Scheme is a Dialect of Lisp

What are people saying about Lisp?

- "If you don't know Lisp, you don't know what it means for a programming language to be powerful and elegant."
 - Richard Stallman, created Emacs & the first free variant of UNIX
- "The only computer language that is beautiful."
 - Neal Stephenson, DeNero's favorite sci-fi author

Scheme is a Dialect of Lisp

What are people saying about Lisp?

- "If you don't know Lisp, you don't know what it means for a programming language to be powerful and elegant."
 - Richard Stallman, created Emacs & the first free variant of UNIX
- "The only computer language that is beautiful."
 - Neal Stephenson, DeNero's favorite sci-fi author
- "The greatest single programming language ever designed."
 - Alan Kay, co-inventor of Smalltalk and OOP (from the user interface video)

Scheme Expressions

Scheme Expressions

Scheme programs consist of expressions, which can be:

Scheme Expressions

Scheme programs consist of expressions, which can be:

- Primitive expressions: 2 3.3 true + quotient

Scheme Expressions

Scheme programs consist of expressions, which can be:

- Primitive expressions: `2` `3.3` `true` `+` `quotient`
- Combinations: `(quotient 10 2)` `(not true)`

Scheme Expressions

Scheme programs consist of expressions, which can be:

- Primitive expressions: `2` `3.3` `true` `+` `quotient`
- Combinations: `(quotient 10 2)` `(not true)`

Numbers are self-evaluating; symbols are bound to values

Scheme Expressions

Scheme programs consist of expressions, which can be:

- Primitive expressions: `2` `3.3` `true` `+` `quotient`
- Combinations: `(quotient 10 2)` `(not true)`

Numbers are self-evaluating; symbols are bound to values

Call expressions include an operator and 0 or more operands in parentheses

Scheme Expressions

Scheme programs consist of expressions, which can be:

- Primitive expressions: 2 3.3 true + quotient
- Combinations: (quotient 10 2) (not true)

Numbers are self-evaluating; symbols are bound to values

Call expressions include an operator and 0 or more operands in parentheses

```
> (quotient 10 2)
5
```

Scheme Expressions

Scheme programs consist of expressions, which can be:

- Primitive expressions: 2 3.3 true + quotient
- Combinations: (quotient 10 2) (not true)

Numbers are self-evaluating; symbols are bound to values

Call expressions include an operator and 0 or more operands in parentheses

```
> (quotient 10 2)  
5
```

“quotient” names Scheme’s built-in integer division procedure (i.e., function)

Scheme Expressions

Scheme programs consist of expressions, which can be:

- Primitive expressions: 2 3.3 true + quotient
- Combinations: (quotient 10 2) (not true)

Numbers are self-evaluating; symbols are bound to values

Call expressions include an operator and 0 or more operands in parentheses

```
> (quotient 10 2)
5
> (quotient (+ 8 7) 5)
3
```

“quotient” names Scheme’s built-in integer division procedure (i.e., function)

Scheme Expressions

Scheme programs consist of expressions, which can be:

- Primitive expressions: 2 3.3 true + quotient
- Combinations: (quotient 10 2) (not true)

Numbers are self-evaluating; symbols are bound to values

Call expressions include an operator and 0 or more operands in parentheses

```
> (quotient 10 2)
5
> (quotient (+ 8 7) 5)
3
> (+ (* 3
      (+ (* 2 4)
          (+ 3 5)))
      (+ (- 10 7)
          6))
```

“quotient” names Scheme’s built-in integer division procedure (i.e., function)

Scheme Expressions

Scheme programs consist of expressions, which can be:

- Primitive expressions: 2 3.3 true + quotient
- Combinations: (quotient 10 2) (not true)

Numbers are self-evaluating; symbols are bound to values

Call expressions include an operator and 0 or more operands in parentheses

```
> (quotient 10 2)
5
> (quotient (+ 8 7) 5)
3
> (+ (* 3
      (+ (* 2 4)
          (+ 3 5)))
      (+ (- 10 7)
          6))
```

“quotient” names Scheme’s built-in integer division procedure (i.e., function)

Combinations can span multiple lines (spacing doesn’t matter)

Scheme Expressions

Scheme programs consist of expressions, which can be:

- Primitive expressions: 2 3.3 true + quotient
- Combinations: (quotient 10 2) (not true)

Numbers are self-evaluating; symbols are bound to values

Call expressions include an operator and 0 or more operands in parentheses

```
> (quotient 10 2)
5
> (quotient (+ 8 7) 5)
3
> (+ (* 3
      (+ (* 2 4)
          (+ 3 5)))
      (+ (- 10 7)
          6))
```

“quotient” names Scheme’s built-in integer division procedure (i.e., function)

Combinations can span multiple lines (spacing doesn’t matter)

Scheme Expressions

Scheme programs consist of expressions, which can be:

- Primitive expressions: 2 3.3 true + quotient
- Combinations: (quotient 10 2) (not true)

Numbers are self-evaluating; symbols are bound to values

Call expressions include an operator and 0 or more operands in parentheses

```
> (quotient 10 2)
5
> (quotient (+ 8 7) 5)
3
> (+ (* 3
      (+ (* 2 4)
          (+ 3 5)))
      (+ (- 10 7)
          6))
```

“quotient” names Scheme’s built-in integer division procedure (i.e., function)

Combinations can span multiple lines (spacing doesn’t matter)

Scheme Expressions

Scheme programs consist of expressions, which can be:

- Primitive expressions: 2 3.3 true + quotient
- Combinations: (quotient 10 2) (not true)

Numbers are self-evaluating; symbols are bound to values

Call expressions include an operator and 0 or more operands in parentheses

```
> (quotient 10 2)
5
> (quotient (+ 8 7) 5)
3
> (+ (* 3
      (+ (* 2 4)
          (+ 3 5)))
      (+ (- 10 7)
          6))
```

“quotient” names Scheme’s built-in integer division procedure (i.e., function)

Combinations can span multiple lines (spacing doesn’t matter)

Scheme Expressions

Scheme programs consist of expressions, which can be:

- Primitive expressions: 2 3.3 true + quotient
- Combinations: (quotient 10 2) (not true)

Numbers are self-evaluating; symbols are bound to values

Call expressions include an operator and 0 or more operands in parentheses

```
> (quotient 10 2)
5
> (quotient (+ 8 7) 5)
3
> (+ (* 3
      (+ (* 2 4)
          (+ 3 5)))
      (+ (- 10 7)
          6))
```

“quotient” names Scheme’s built-in integer division procedure (i.e., function)

Combinations can span multiple lines (spacing doesn’t matter)

Scheme Expressions

Scheme programs consist of expressions, which can be:

- Primitive expressions: 2 3.3 true + quotient
- Combinations: (quotient 10 2) (not true)

Numbers are self-evaluating; symbols are bound to values

Call expressions include an operator and 0 or more operands in parentheses

```
> (quotient 10 2)
5
> (quotient (+ 8 7) 5)
3
> (+ (* 3
      (+ (* 2 4)
          (+ 3 5)))
      (+ (- 10 7)
          6))
```

“quotient” names Scheme’s built-in integer division procedure (i.e., function)

Combinations can span multiple lines (spacing doesn’t matter)

(Demo)

Special Forms

Special Forms

Special Forms

A combination that is not a call expression is a special form:

Special Forms

A combination that is not a call expression is a special form:

- **if** expression: (if <predicate> <consequent> <alternative>)

Special Forms

A combination that is not a call expression is a special form:

- **if** expression: (if <predicate> <consequent> <alternative>)

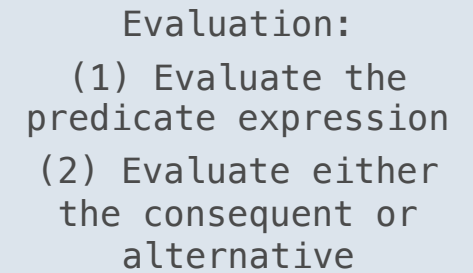
Evaluation:

- (1) Evaluate the predicate expression
- (2) Evaluate either the consequent or alternative

Special Forms

A combination that is not a call expression is a special form:

- **if** expression: `(if <predicate> <consequent> <alternative>)`
- **and** and **or**: `(and <e1> ... <en>)`, `(or <e1> ... <en>)`



Evaluation:
(1) Evaluate the predicate expression
(2) Evaluate either the consequent or alternative

Special Forms

A combination that is not a call expression is a special form:

- **if** expression: (if <predicate> <consequent> <alternative>)
- **and** and **or**: (and <e1> ... <en>), (or <e1> ... <en>)
- Binding symbols: (define <symbol> <expression>)

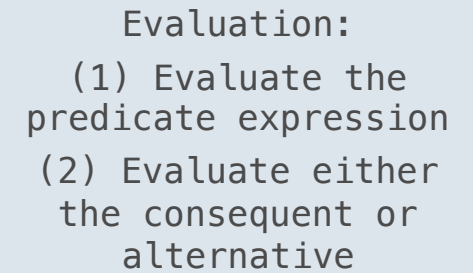
Evaluation:

- (1) Evaluate the predicate expression
- (2) Evaluate either the consequent or alternative

Special Forms

A combination that is not a call expression is a special form:

- **if** expression: (if <predicate> <consequent> <alternative>)
- **and** and **or**: (and <e1> ... <en>), (or <e1> ... <en>)
- Binding symbols: (define <symbol> <expression>)



Evaluation:
(1) Evaluate the predicate expression
(2) Evaluate either the consequent or alternative

```
> (define pi 3.14)
> (* pi 2)
6.28
```


Special Forms

A combination that is not a call expression is a special form:

- **if** expression: (if <predicate> <consequent> <alternative>)
- **and** and **or**: (and <e1> ... <en>), (or <e1> ... <en>)
- Binding symbols: (define <symbol> <expression>)

Evaluation:
(1) Evaluate the predicate expression
(2) Evaluate either the consequent or alternative

```
> (define pi 3.14)
> (* pi 2)
6.28
```

The symbol "pi" is bound to 3.14 in the global frame

Special Forms

A combination that is not a call expression is a special form:

- **if** expression: (if <predicate> <consequent> <alternative>)
- **and** and **or**: (and <e1> ... <en>), (or <e1> ... <en>)
- Binding symbols: (define <symbol> <expression>)
- New procedures: (define (<symbol> <formal parameters>) <body>)

Evaluation:
(1) Evaluate the predicate expression
(2) Evaluate either the consequent or alternative

```
> (define pi 3.14)  
> (* pi 2)  
6.28
```

The symbol "pi" is bound to 3.14 in the global frame

Special Forms

A combination that is not a call expression is a special form:

- **if** expression: (if <predicate> <consequent> <alternative>)
- **and** and **or**: (and <e1> ... <en>), (or <e1> ... <en>)
- Binding symbols: (define <symbol> <expression>)
- New procedures: (define (<symbol> <formal parameters>) <body>)

Evaluation:
(1) Evaluate the predicate expression
(2) Evaluate either the consequent or alternative

```
> (define pi 3.14)
> (* pi 2)
6.28
```

The symbol "pi" is bound to 3.14 in the global frame

```
> (define (abs x)
    (if (< x 0)
        (- x)
        x))
> (abs -3)
3
```

Special Forms

A combination that is not a call expression is a special form:

- **if** expression: (if <predicate> <consequent> <alternative>)
- **and** and **or**: (and <e1> ... <en>), (or <e1> ... <en>)
- Binding symbols: (define <symbol> <expression>)
- New procedures: (define (<symbol> <formal parameters>) <body>)

Evaluation:
(1) Evaluate the predicate expression
(2) Evaluate either the consequent or alternative

```
> (define pi 3.14)
> (* pi 2)
6.28
```

The symbol "pi" is bound to 3.14 in the global frame

```
> (define (abs x)
      (if (< x 0)
          (- x)
          x))
> (abs -3)
3
```

A procedure is created and bound to the symbol "abs"

Special Forms

A combination that is not a call expression is a special form:

- **if** expression: (if <predicate> <consequent> <alternative>)
- **and** and **or**: (and <e1> ... <en>), (or <e1> ... <en>)
- Binding symbols: (define <symbol> <expression>)
- New procedures: (define (<symbol> <formal parameters>) <body>)

Evaluation:
(1) Evaluate the predicate expression
(2) Evaluate either the consequent or alternative

```
> (define pi 3.14)
> (* pi 2)
6.28
```

The symbol "pi" is bound to 3.14 in the global frame

```
> (define (abs x)
  (if (< x 0)
      (- x)
      x))
> (abs -3)
3
```

A procedure is created and bound to the symbol "abs"

Special Forms

A combination that is not a call expression is a special form:

- **if** expression: (if <predicate> <consequent> <alternative>)
- **and** and **or**: (and <e1> ... <en>), (or <e1> ... <en>)
- Binding symbols: (define <symbol> <expression>)
- New procedures: (define (<symbol> <formal parameters>) <body>)

Evaluation:
(1) Evaluate the predicate expression
(2) Evaluate either the consequent or alternative

```
> (define pi 3.14)
> (* pi 2)
6.28
```

The symbol "pi" is bound to 3.14 in the global frame

```
> (define (abs x)
  (if (< x 0)
      (- x)
      x))
> (abs -3)
3
```

A procedure is created and bound to the symbol "abs"

(Demo)

Scheme Interpreters

(Demo)

Lambda Expressions

Lambda Expressions

Lambda expressions evaluate to anonymous procedures

Lambda Expressions

Lambda expressions evaluate to anonymous procedures

```
(lambda (<formal-parameters>) <body>)
```

Lambda Expressions

Lambda expressions evaluate to anonymous procedures

`(lambda (<formal-parameters>) <body>)`



Lambda Expressions

Lambda expressions evaluate to anonymous procedures

```
(lambda (<formal-parameters>) <body>)
```

Two equivalent expressions:

```
(define (plus4 x) (+ x 4))
```

```
(define plus4 (lambda (x) (+ x 4)))
```



Lambda Expressions


Lambda expressions evaluate to anonymous procedures

```
(lambda (<formal-parameters>) <body>)
```

Two equivalent expressions:

```
(define (plus4 x) (+ x 4))
```

```
(define plus4 (lambda (x) (+ x 4)))
```



An operator can be a call expression too:

Lambda Expressions


Lambda expressions evaluate to anonymous procedures

```
(lambda (<formal-parameters>) <body>)
```

Two equivalent expressions:

```
(define (plus4 x) (+ x 4))
```

```
(define plus4 (lambda (x) (+ x 4)))
```



An operator can be a call expression too:

```
((lambda (x y z) (+ x y (square z))) 1 2 3)
```

Lambda Expressions

Lambda expressions evaluate to anonymous procedures

```
(lambda (<formal-parameters>) <body>)
```

Two equivalent expressions:

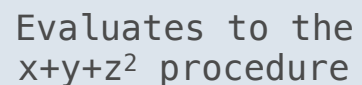
```
(define (plus4 x) (+ x 4))
```

```
(define plus4 (lambda (x) (+ x 4)))
```

A large black lambda symbol (λ) is centered within a yellow rounded rectangular box with a thin black border. A small tail of the box points towards the lambda expression in the code above.

An operator can be a call expression too:

```
((lambda (x y z) (+ x y (square z))) 1 2 3)
```

A light blue rounded rectangular box with a thin black border and a tail pointing to the lambda call expression in the code above. It contains the text: "Evaluates to the x+y+z² procedure".

Evaluates to the
 $x+y+z^2$ procedure

Lambda Expressions


Lambda expressions evaluate to anonymous procedures

```
(lambda (<formal-parameters>) <body>)
```

Two equivalent expressions:

```
(define (plus4 x) (+ x 4))
```

```
(define plus4 (lambda (x) (+ x 4)))
```



An operator can be a call expression too:

```
((lambda (x y z) (+ x y (square z))) 1 2 3) ► 12
```

Evaluates to the
 $x+y+z^2$ procedure

Lists

Scheme Lists

Scheme Lists

In the late 1950s, computer scientists used confusing names

Scheme Lists

In the late 1950s, computer scientists used confusing names

- **cons**: Two-argument procedure that creates a linked list
-

Scheme Lists

In the late 1950s, computer scientists used confusing names

- **cons**: Two-argument procedure that creates a linked list
 - **car**: Procedure that returns the first element of a list
-

Scheme Lists

In the late 1950s, computer scientists used confusing names

- **cons**: Two-argument procedure that creates a linked list
 - **car**: Procedure that returns the first element of a list
 - **cdr**: Procedure that returns the rest of a list
-

Scheme Lists

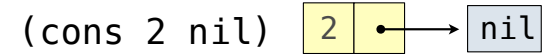
In the late 1950s, computer scientists used confusing names

- **cons**: Two-argument procedure that creates a linked list
 - **car**: Procedure that returns the first element of a list
 - **cdr**: Procedure that returns the rest of a list
 - **nil**: The empty list
-

Scheme Lists

In the late 1950s, computer scientists used confusing names

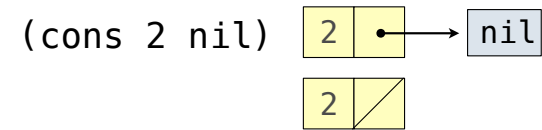
- **cons**: Two-argument procedure that creates a linked list
- **car**: Procedure that returns the first element of a list
- **cdr**: Procedure that returns the rest of a list
- **nil**: The empty list



Scheme Lists

In the late 1950s, computer scientists used confusing names

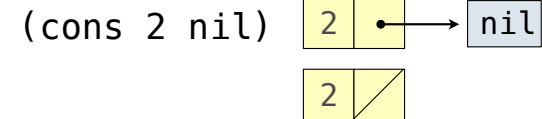
- **cons**: Two-argument procedure that creates a linked list
- **car**: Procedure that returns the first element of a list
- **cdr**: Procedure that returns the rest of a list
- **nil**: The empty list



Scheme Lists

In the late 1950s, computer scientists used confusing names

- **cons**: Two-argument procedure that creates a linked list
- **car**: Procedure that returns the first element of a list
- **cdr**: Procedure that returns the rest of a list
- **nil**: The empty list



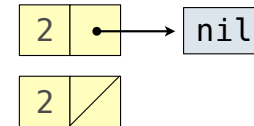
Important! Scheme lists are written in parentheses with elements separated by spaces

Scheme Lists

In the late 1950s, computer scientists used confusing names


- **cons**: Two-argument procedure that creates a linked list
- **car**: Procedure that returns the first element of a list
- **cdr**: Procedure that returns the rest of a list
- **nil**: The empty list

(cons 2 nil)



Important! Scheme lists are written in parentheses with elements separated by spaces

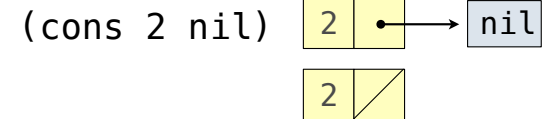
(cons 2 nil)



Scheme Lists

In the late 1950s, computer scientists used confusing names

- **cons**: Two-argument procedure that creates a linked list
- **car**: Procedure that returns the first element of a list
- **cdr**: Procedure that returns the rest of a list
- **nil**: The empty list



Important! Scheme lists are written in parentheses with elements separated by spaces

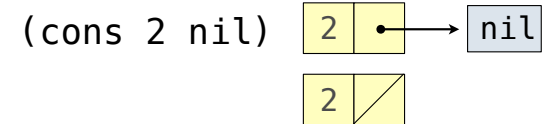
> (cons 1 (cons 2 nil))



Scheme Lists

In the late 1950s, computer scientists used confusing names

- **cons**: Two-argument procedure that creates a linked list
- **car**: Procedure that returns the first element of a list
- **cdr**: Procedure that returns the rest of a list
- **nil**: The empty list



Important! Scheme lists are written in parentheses with elements separated by spaces

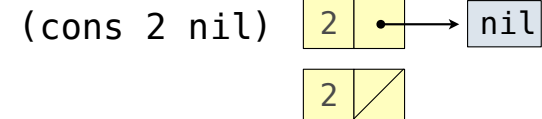
```
> (cons 1 (cons 2 nil))  
(1 2)
```



Scheme Lists

In the late 1950s, computer scientists used confusing names

- **cons**: Two-argument procedure that creates a linked list
- **car**: Procedure that returns the first element of a list
- **cdr**: Procedure that returns the rest of a list
- **nil**: The empty list



Important! Scheme lists are written in parentheses with elements separated by spaces

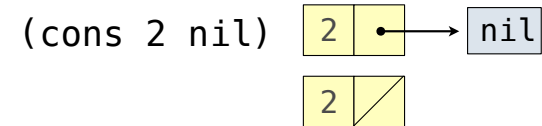
```
> (cons 1 (cons 2 nil))  
(1 2)  
> (define x (cons 1 (cons 2 nil)))
```



Scheme Lists

In the late 1950s, computer scientists used confusing names

- **cons**: Two-argument procedure that creates a linked list
- **car**: Procedure that returns the first element of a list
- **cdr**: Procedure that returns the rest of a list
- **nil**: The empty list



Important! Scheme lists are written in parentheses with elements separated by spaces

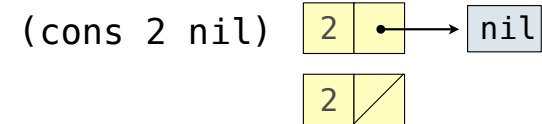
```
> (cons 1 (cons 2 nil))  
(1 2)  
> (define x (cons 1 (cons 2 nil)))  
> x
```



Scheme Lists

In the late 1950s, computer scientists used confusing names

- **cons**: Two-argument procedure that creates a linked list
- **car**: Procedure that returns the first element of a list
- **cdr**: Procedure that returns the rest of a list
- **nil**: The empty list



Important! Scheme lists are written in parentheses with elements separated by spaces

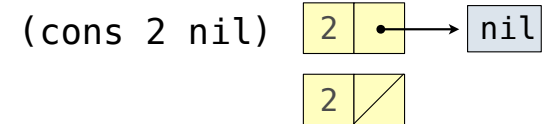
```
> (cons 1 (cons 2 nil))  
(1 2)  
> (define x (cons 1 (cons 2 nil)))  
> x  
(1 2)
```



Scheme Lists

In the late 1950s, computer scientists used confusing names

- **cons**: Two-argument procedure that creates a linked list
- **car**: Procedure that returns the first element of a list
- **cdr**: Procedure that returns the rest of a list
- **nil**: The empty list



Important! Scheme lists are written in parentheses with elements separated by spaces

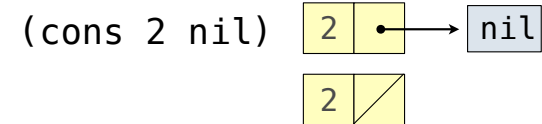
```
> (cons 1 (cons 2 nil))
(1 2)
> (define x (cons 1 (cons 2 nil)))
> x
(1 2)
> (car x)
```



Scheme Lists

In the late 1950s, computer scientists used confusing names

- **cons**: Two-argument procedure that creates a linked list
- **car**: Procedure that returns the first element of a list
- **cdr**: Procedure that returns the rest of a list
- **nil**: The empty list



Important! Scheme lists are written in parentheses with elements separated by spaces

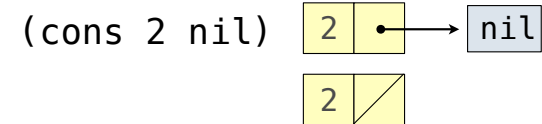
```
> (cons 1 (cons 2 nil))
(1 2)
> (define x (cons 1 (cons 2 nil)))
> x
(1 2)
> (car x)
1
```



Scheme Lists

In the late 1950s, computer scientists used confusing names

- **cons**: Two-argument procedure that creates a linked list
- **car**: Procedure that returns the first element of a list
- **cdr**: Procedure that returns the rest of a list
- **nil**: The empty list



Important! Scheme lists are written in parentheses with elements separated by spaces

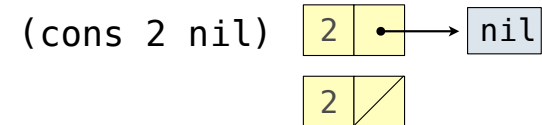
```
> (cons 1 (cons 2 nil))
(1 2)
> (define x (cons 1 (cons 2 nil)))
> x
(1 2)
> (car x)
1
> (cdr x)
```



Scheme Lists

In the late 1950s, computer scientists used confusing names

- **cons**: Two-argument procedure that creates a linked list
- **car**: Procedure that returns the first element of a list
- **cdr**: Procedure that returns the rest of a list
- **nil**: The empty list



Important! Scheme lists are written in parentheses with elements separated by spaces

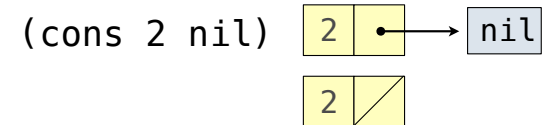
```
> (cons 1 (cons 2 nil))
(1 2)
> (define x (cons 1 (cons 2 nil)))
> x
(1 2)
> (car x)
1
> (cdr x)
(2)
```



Scheme Lists

In the late 1950s, computer scientists used confusing names

- **cons**: Two-argument procedure that creates a linked list
- **car**: Procedure that returns the first element of a list
- **cdr**: Procedure that returns the rest of a list
- **nil**: The empty list



Important! Scheme lists are written in parentheses with elements separated by spaces

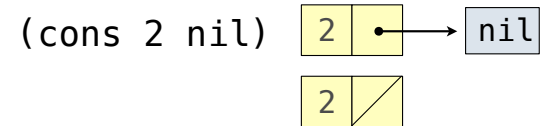
```
> (cons 1 (cons 2 nil))
(1 2)
> (define x (cons 1 (cons 2 nil)))
> x
(1 2)
> (car x)
1
> (cdr x)
(2)
> (cons 1 (cons 2 (cons 3 (cons 4 nil))))
```



Scheme Lists

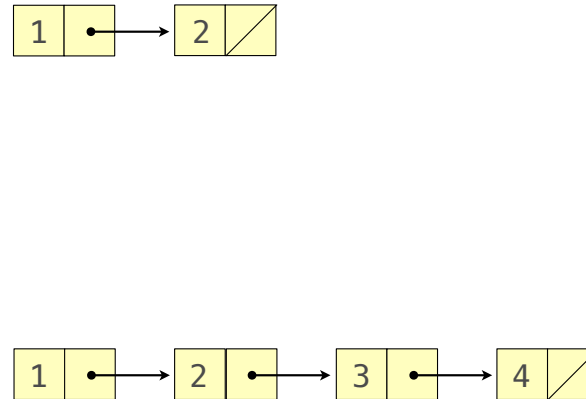
In the late 1950s, computer scientists used confusing names

- **cons**: Two-argument procedure that creates a linked list
- **car**: Procedure that returns the first element of a list
- **cdr**: Procedure that returns the rest of a list
- **nil**: The empty list



Important! Scheme lists are written in parentheses with elements separated by spaces

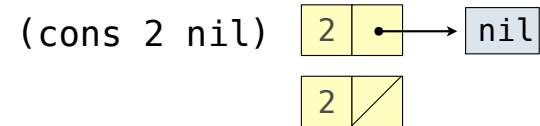
```
> (cons 1 (cons 2 nil))
(1 2)
> (define x (cons 1 (cons 2 nil)))
> x
(1 2)
> (car x)
1
> (cdr x)
(2)
> (cons 1 (cons 2 (cons 3 (cons 4 nil))))
```



Scheme Lists

In the late 1950s, computer scientists used confusing names

- **cons**: Two-argument procedure that creates a linked list
- **car**: Procedure that returns the first element of a list
- **cdr**: Procedure that returns the rest of a list
- **nil**: The empty list



Important! Scheme lists are written in parentheses with elements separated by spaces

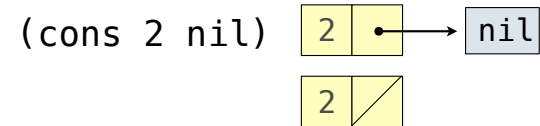
```
> (cons 1 (cons 2 nil))
(1 2)
> (define x (cons 1 (cons 2 nil)))
> x
(1 2)
> (car x)
1
> (cdr x)
(2)
> (cons 1 (cons 2 (cons 3 (cons 4 nil))))
(1 2 3 4)
```



Scheme Lists

In the late 1950s, computer scientists used confusing names

- **cons**: Two-argument procedure that creates a linked list
- **car**: Procedure that returns the first element of a list
- **cdr**: Procedure that returns the rest of a list
- **nil**: The empty list



Important! Scheme lists are written in parentheses with elements separated by spaces

```
> (cons 1 (cons 2 nil))
(1 2)
> (define x (cons 1 (cons 2 nil)))
> x
(1 2)
> (car x)
1
> (cdr x)
(2)
> (cons 1 (cons 2 (cons 3 (cons 4 nil))))
(1 2 3 4)
```



(Demo)

Symbolic Programming

Symbolic Programming

Symbolic Programming

Symbols normally refer to values; how do we refer to symbols?

Symbolic Programming

Symbols normally refer to values; how do we refer to symbols?

```
> (define a 1)
```

Symbolic Programming

Symbols normally refer to values; how do we refer to symbols?

```
> (define a 1)
> (define b 2)
```

Symbolic Programming

Symbols normally refer to values; how do we refer to symbols?

```
> (define a 1)
> (define b 2)
> (list a b)
```

Symbolic Programming

Symbols normally refer to values; how do we refer to symbols?

```
> (define a 1)
> (define b 2)
> (list a b)
(1 2)
```

Symbolic Programming

Symbols normally refer to values; how do we refer to symbols?

```
> (define a 1)
> (define b 2)
> (list a b)
(1 2)
```

No sign of "a" and "b" in the resulting value

Symbolic Programming

Symbols normally refer to values; how do we refer to symbols?

```
> (define a 1)
> (define b 2)
> (list a b)
(1 2)
```

No sign of "a" and "b" in the resulting value

Quotation is used to refer to symbols directly in Lisp.

Symbolic Programming

Symbols normally refer to values; how do we refer to symbols?

```
> (define a 1)
> (define b 2)
> (list a b)
(1 2)
```

No sign of "a" and "b" in the resulting value

Quotation is used to refer to symbols directly in Lisp.

```
> (list 'a 'b)
```

Symbolic Programming

Symbols normally refer to values; how do we refer to symbols?

```
> (define a 1)
> (define b 2)
> (list a b)
(1 2)
```

No sign of "a" and "b" in the resulting value

Quotation is used to refer to symbols directly in Lisp.

```
> (list 'a 'b)
(a b)
```

Symbolic Programming

Symbols normally refer to values; how do we refer to symbols?

```
> (define a 1)
> (define b 2)
> (list a b)
(1 2)
```

No sign of "a" and "b" in the resulting value

Quotation is used to refer to symbols directly in Lisp.

```
> (list 'a 'b)
(a b)
> (list 'a b)
```

Symbolic Programming

Symbols normally refer to values; how do we refer to symbols?

```
> (define a 1)
> (define b 2)
> (list a b)
(1 2)
```

No sign of "a" and "b" in the resulting value

Quotation is used to refer to symbols directly in Lisp.

```
> (list 'a 'b)
(a b)
> (list 'a b)
(a 2)
```

Symbolic Programming

Symbols normally refer to values; how do we refer to symbols?

```
> (define a 1)
> (define b 2)
> (list a b)
(1 2)
```

No sign of "a" and "b" in the resulting value

Quotation is used to refer to symbols directly in Lisp.

```
> (list 'a 'b)
(a b)
> (list 'a b)
(a 2)
```

Short for (quote a), (quote b):
Special form to indicate that the expression itself is the value.

Symbolic Programming

Symbols normally refer to values; how do we refer to symbols?

```
> (define a 1)
> (define b 2)
> (list a b)
(1 2)
```

No sign of "a" and "b" in the resulting value

Quotation is used to refer to symbols directly in Lisp.

```
> (list 'a 'b)
(a b)
> (list 'a b)
(a 2)
```

Short for (quote a), (quote b):
Special form to indicate that the expression itself is the value.

Quotation can also be applied to combinations to form lists.

Symbolic Programming

Symbols normally refer to values; how do we refer to symbols?

```
> (define a 1)
> (define b 2)
> (list a b)
(1 2)
```

No sign of "a" and "b" in the resulting value

Quotation is used to refer to symbols directly in Lisp.

```
> (list 'a 'b)
(a b)
> (list 'a b)
(a 2)
```

Short for (quote a), (quote b):
Special form to indicate that the expression itself is the value.

Quotation can also be applied to combinations to form lists.

```
> '(a b c)
```


Symbolic Programming

Symbols normally refer to values; how do we refer to symbols?

```
> (define a 1)
> (define b 2)
> (list a b)
(1 2)
```

No sign of "a" and "b" in the resulting value

Quotation is used to refer to symbols directly in Lisp.

```
> (list 'a 'b)
(a b)
> (list 'a b)
(a 2)
```

Short for (quote a), (quote b):
Special form to indicate that the expression itself is the value.

Quotation can also be applied to combinations to form lists.

```
> '(a b c)
(a b c)
```

Symbolic Programming

Symbols normally refer to values; how do we refer to symbols?

```
> (define a 1)
> (define b 2)
> (list a b)
(1 2)
```

No sign of "a" and "b" in the resulting value

Quotation is used to refer to symbols directly in Lisp.

```
> (list 'a 'b)
(a b)
> (list 'a b)
(a 2)
```

Short for (quote a), (quote b):
Special form to indicate that the expression itself is the value.

Quotation can also be applied to combinations to form lists.

```
> '(a b c)
(a b c)
> (car '(a b c))
```

Symbolic Programming

Symbols normally refer to values; how do we refer to symbols?

```
> (define a 1)
> (define b 2)
> (list a b)
(1 2)
```

No sign of "a" and "b" in the resulting value

Quotation is used to refer to symbols directly in Lisp.

```
> (list 'a 'b)
(a b)
> (list 'a b)
(a 2)
```

Short for (quote a), (quote b):
Special form to indicate that the expression itself is the value.

Quotation can also be applied to combinations to form lists.

```
> '(a b c)
(a b c)
> (car '(a b c))
a
```

Symbolic Programming

Symbols normally refer to values; how do we refer to symbols?

```
> (define a 1)
> (define b 2)
> (list a b)
(1 2)
```

No sign of "a" and "b" in the resulting value

Quotation is used to refer to symbols directly in Lisp.

```
> (list 'a 'b)
(a b)
> (list 'a b)
(a 2)
```

Short for (quote a), (quote b):
Special form to indicate that the expression itself is the value.

Quotation can also be applied to combinations to form lists.

```
> '(a b c)
(a b c)
> (car '(a b c))
a
> (cdr '(a b c))
```

Symbolic Programming

Symbols normally refer to values; how do we refer to symbols?

```
> (define a 1)
> (define b 2)
> (list a b)
(1 2)
```

No sign of "a" and "b" in the resulting value

Quotation is used to refer to symbols directly in Lisp.

```
> (list 'a 'b)
(a b)
> (list 'a b)
(a 2)
```

Short for (quote a), (quote b):
Special form to indicate that the expression itself is the value.

Quotation can also be applied to combinations to form lists.

```
> '(a b c)
(a b c)
> (car '(a b c))
a
> (cdr '(a b c))
(b c)
```

Symbolic Programming

Symbols normally refer to values; how do we refer to symbols?

```
> (define a 1)
> (define b 2)
> (list a b)
(1 2)
```

No sign of "a" and "b" in the resulting value

Quotation is used to refer to symbols directly in Lisp.

```
> (list 'a 'b)
(a b)
> (list 'a b)
(a 2)
```

Short for (quote a), (quote b):
Special form to indicate that the expression itself is the value.

Quotation can also be applied to combinations to form lists.

```
> '(a b c)
(a b c)
> (car '(a b c))
a
> (cdr '(a b c))
(b c)
```

(Demo)