

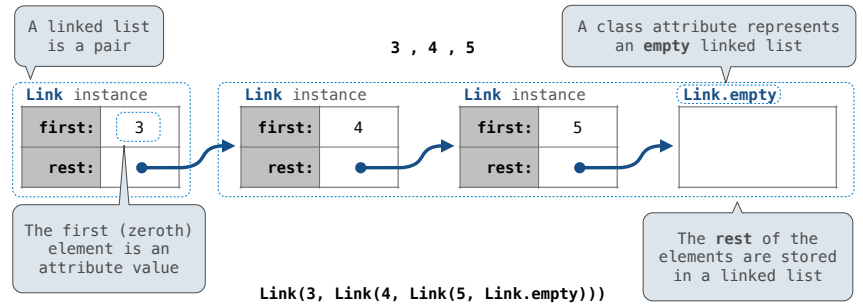
Composition

Announcements

Linked Lists

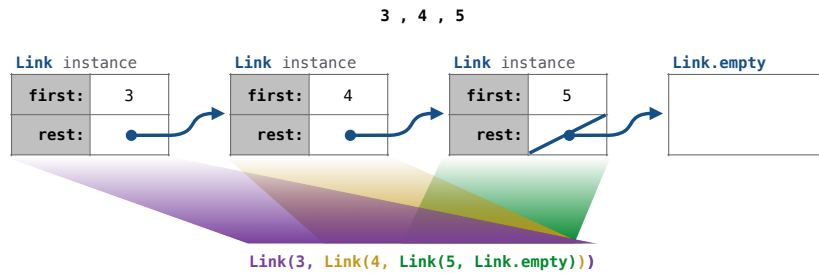
Linked List Structure

A linked list is either empty or a first value and the rest of the linked list



Linked List Structure

A linked list is either empty or a first value and the rest of the linked list



Linked List Class

Linked list class: attributes are passed to `__init__`

```
class Link:
    empty = ()
    def __init__(self, first, rest=empty):
        assert rest is Link.empty or isinstance(rest, Link)
        self.first = first
        self.rest = rest
```

Some zero-length sequence

Returns whether rest is a Link

`help(isinstance)`: Return whether an object is an instance of a class or of a subclass thereof.

```
Link(3, Link(4, Link(5, Link.empty)))
```

(Demo)

Linked List Processing

Example: Range, Map, and Filter for Linked Lists

```
square, odd = lambda x: x * x, lambda x: x % 2 == 1
list(map(square, filter(odd, range(1, 6)))) # [1, 9, 25]
map_link(square, filter_link(odd, range_link(1, 6))) # Link(1, Link(9, Link(25)))

def range_link(start, end):
    """Return a Link containing consecutive integers from start to end.
    >>> range_link(3, 6)
    Link(3, Link(4, Link(5)))
    """

def map_link(f, s):
    """Return a Link that contains f(x) for each x in Link s.
    >>> map_link(square, range_link(3, 6))
    Link(9, Link(16, Link(25)))
    """

def filter_link(f, s):
    """Return a Link that contains only the elements x of Link s for which f(x)
    is a true value.
    >>> filter_link(odd, range_link(3, 6))
    Link(3, Link(5))
    """
```

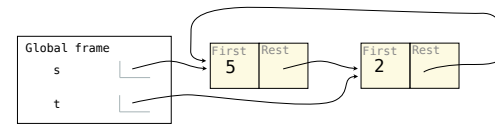
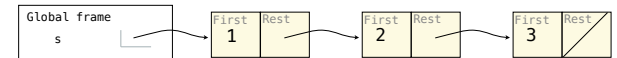
Linked Lists Mutation

Linked Lists Can Change

Attribute assignment statements can change first and rest attributes of a Link

The rest of a linked list can contain the linked list as a sub-list

```
>>> s = Link(1, Link(2, Link(3)))
>>> s.first = 5
>>> t = s.rest
>>> t.rest = s
>>> s.first
5
>>> s.rest.rest.rest.rest.rest.first
2
```

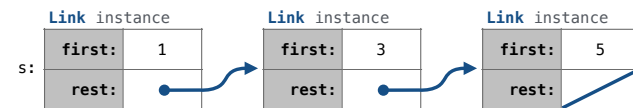


Note: The actual environment diagram is much more complicated.

10

Linked List Mutation Example

Adding to an Ordered List

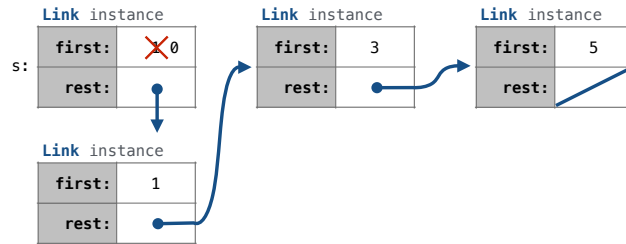


```
def add(s, v):
    """Add v to an ordered list s with no repeats, returning modified s."""
    (Note: If v is already in s, then don't modify s, but still return it.)

    add(s, 0)
```

12

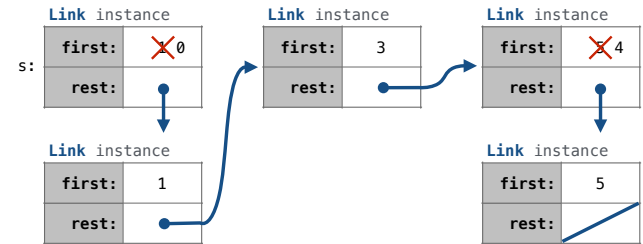
Adding to an Ordered List



```
def add(s, v):
    """Add v to an ordered list s with no repeats, returning modified s."""
    (Note: If v is already in s, then don't modify s, but still return it.)
```

add(s, 0) add(s, 3) add(s, 4)

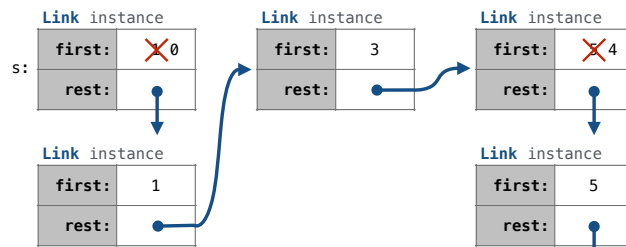
Adding to an Ordered List



```
def add(s, v):
    """Add v to an ordered list s with no repeats..."""
```

add(s, 0) add(s, 3) add(s, 4) add(s, 6)

Adding to an Ordered List



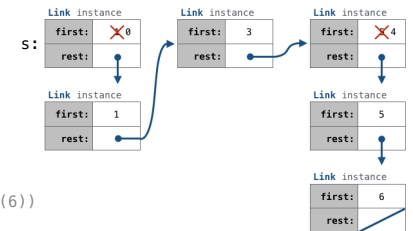
```
def add(s, v):
    """Add v to an ordered list s with no repeats..."""
```

add(s, 0) add(s, 3) add(s, 4) add(s, 6)

Adding to a Set Represented as an Ordered List

```
def add(s, v):
    """Add v to s, returning modified s."""
```

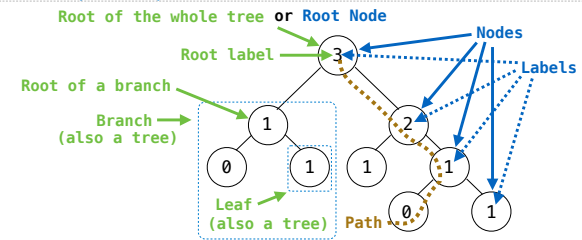
```
>>> s = Link(1, Link(3, Link(5)))
>>> add(s, 0)
Link(0, Link(1, Link(3, Link(5))))
>>> add(s, 3)
Link(0, Link(1, Link(3, Link(5))))
>>> add(s, 4)
Link(0, Link(1, Link(3, Link(4, Link(5))))
>>> add(s, 6)
Link(0, Link(1, Link(3, Link(4, Link(5, Link(6))))
.....
```



```
assert s is not List.empty
if s.first > v:
    s.first, s.rest = v, Link(s.first, s.rest)
elif s.first < v and empty(s.rest):
    s.rest = Link(v)
elif s.first < v:
    add(s.rest, v)
return s
```

Tree Class

Tree Abstraction (Review)



Recursive description (wooden trees):

A **tree** has a **root label** and a list of **branches**

Each **branch** is a **tree**

A **tree** with zero **branches** is called a **leaf**

A **tree** starts at the **root**

Relative description (family trees):

Each location in a tree is called a **node**

Each **node** has a **label** that can be any value

One node can be the **parent/child** of another

The top node is the **root node**

People often refer to labels by their locations: "each parent is the sum of its children"

Tree Class

A Tree has a label and a list of branches; each branch is a Tree

```
class Tree:
    def __init__(self, label, branches=[]):
        self.label = label
        for branch in branches:
            assert isinstance(branch, Tree)
        self.branches = list(branches)

    def tree(label, branches=[]):
        for branch in branches:
            assert is_tree(branch)
        return [label] + list(branches)

    def label(tree):
        return tree[0]

    def branches(tree):
        return tree[1:]

    def fib_tree(n):
        if n == 0 or n == 1:
            return Tree(n)
        else:
            left = fib_tree(n-2)
            right = fib_tree(n-1)
            fib_n = left.label + right.label
            return Tree(fib_n, [left, right])
```

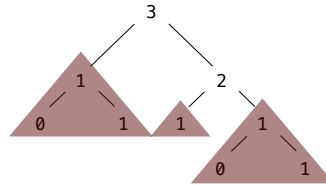
(Demo)

Tree Mutation

Example: Pruning Trees

Removing subtrees from a tree is called *pruning*

Prune branches before recursive processing



```
def prune(t, n):  
    """Prune all sub-trees whose label is n."""  
    t.branches = [_____ b _____ for b in t.branches if _____ b.label != n _____]  
    for b in t.branches:  
        prune(_____ b _____, _____ n _____)
```