

Lecture #4: Higher-Order Functions

Announcements

- Pair-programming demo (Pamela Fox & Patricia Ouyang).
- Homework 1 due Thursday.
- Project 1 (Hog) release today.
- Nine new tutorials added:
 - 2 on Wed. @4PM
 - 1 on Thu. @7AM
 - 1 on Thu. @8AM
 - 3 on Thu. @11AM
 - 2 on Thu. @12PM
- "Lost" sections starting Friday at 12-2PM and 4-6PM. See Piazza @239.
- Ask questions on the Piazza thread for today's lecture (@245).

Comments on Functions in General: Terminology

- The set of possible argument values of a function is known as its *domain*.
- The set of values that the function can return (all values that result from inputting some value from its domain) is called its *range*.
- The *codomain* of a function is a set of values that includes the range, and possibly other values.
- Thus, we might say that the square function has the real numbers as its domain, and the non-negative numbers as its range. We can choose to describe its codomain as the real numbers or as just the non-negative real numbers.

Documenting Functions

- Ideally, a *documentation comment* for a function provides enough information so that a programmer can use the function properly and understand what it does *without* having to read its body.
- It should make clear what inputs are valid or under what conditions the function may be called. This is the *precondition*.
- Likewise, it should make clear what the resulting output or effect of the function will be for correct inputs. This is the *postcondition*.
- Together, these are the *behavior* or *semantics* (meaning) of the function.

Two Design Principles

- Functions should do one well-defined thing (a complicated documentation comment might suggest your function does too much).
- **DRY** (Don't Repeat Yourself).
 - Multiple segments of code that look really similar to each other cry out for *refactoring*...
 - That is, for replacing the segments with simple calls to a single general function that states their shared structure just once, with parameters used to specialize to the various cases.

Functions As Templates

- If we think of a function body as a template for a computation, parameters are "blanks" in that template.
- For example:

```
def sum_squares(N):  
    """Returns the sum of x**2 for all integers x with 1 <= x <= N."""  
    k = 1  
    sum = 0  
    while k <= N:  
        sum += k**2  
        k += 1  
    return sum
```

- is a template for an infinite set of computations that add squares of numbers up to 0, 1, 2, 3, ..., in place of the **N**.
- But the `sum_squares` function is specialized to the summing k^2 .
 - A function for summing k^3 , $\sin k$, or $1/k$ would have the same structure, differing only in what comes after `sum +=`.
 - How do we practice DRY here?

Functions on Functions

- Function parameters allow us to have templates with slots for *computations*:

```
def summation(N, term):  
    k = 1  
    sum = 0  
    while k <= N:  
        sum += term(k)  
        k += 1  
    return sum
```

- Generalizes `sum_squares`. We can write `sum_squares(5)` as:

```
def square(x):  
    return x*x  
summation(5, square)
```

- or (if we don't really need a "square" function elsewhere), we can create the function argument anonymously on the fly:

```
summation(5, lambda x: x*x)
```

Quick Review of Lambda

- In Python, `lambda` is just an abbreviation.
- Writing `lambda PARAMS: EXPRESSION` is the same as writing `NEWNAME`, where `NEWNAME` is a name that appears nowhere else in the program and is defined by

```
def NEWNAME(PARAMS):  
    return EXPRESSION
```

evaluated in the same environment in which the original `lambda` was.

- There is no return: the body must be a single expression.
- Now we can write any number of summations succinctly:

```
summation(10, lambda x: x**3)      # Sum of cubes  
summation(10, lambda x: 1 / x)    # Harmonic series  
summation(10, lambda k: x**(k-1) / factorial(k-1))  
                                     # Approximate e**x
```

Functions that Produce Functions

- Functions are *first-class values*, meaning that we can assign them to variables, pass them to functions, and return them from functions.
- Example: let's generalize the class of functions that—like

```
def h(x): return sin(x) + cos(x)
```

—add the results of applying two functions to the same argument:

```
>>> def add_func(f, g):
...     """Return function that returns F(x)+G(x) for argument x."""
...     def adder(x): #
...         return f(x) + g(x) # or return lambda x: f(x) + g(x)
...     return adder #

>>> from math import sin, cos, pi
>>> h = add_func(sin, cos)
>>> sin(pi/4) + cos(pi/4)
1.414213562373095
>>> h(pi / 4)
1.414213562373095
```

Generalize!

- Let's make a general function-combining function (that goes beyond addition):

```
>>> def combine_funcs(op):
...     """combine_funcs(OP)(f, g)(x) = OP(f(x), g(x))."""
...     def combined(f, g):
...         def val(x):
...             return op(f(x), g(x))
...         return val
...     return combined
```

- Now `add_func` itself can be constructed by a call to `combine_funcs`:

```
>>> from operator import add
>>> add_func = ??
>>> from math import sin, cos, pi
>>> h = add_func(sin, cos)
>>> h(pi / 4)
1.414213562373095
```

- What do the environments look like here? Think about it and try it out.

Generalize!

- Let's make a general function-combining function (that goes beyond addition):

```
>>> def combine_funcs(op):
...     """combine_funcs(OP)(f, g)(x) = OP(f(x), g(x))."""
...     def combined(f, g):
...         def val(x):
...             return op(f(x), g(x))
...         return val
...     return combined
```

- Now `add_func` itself can be constructed by a call to `combine_funcs`:

```
>>> from operator import add
>>> add_func = combine_funcs(add)
>>> from math import sin, cos, pi
>>> h = add_func(sin, cos)
>>> h(pi / 4)
1.414213562373095
```

- What do the environments look like here? Think about it and try it out.

Generalize!

- Let's make a general function-combining function (that goes beyond addition):

```
>>> def combine_funcs(op):
...     """combine_funcs(OP)(f, g)(x) = OP(f(x), g(x))."""
...     def combined(f, g):
...         def val(x):
...             return op(f(x), g(x))
...         return val
...     return combined
```

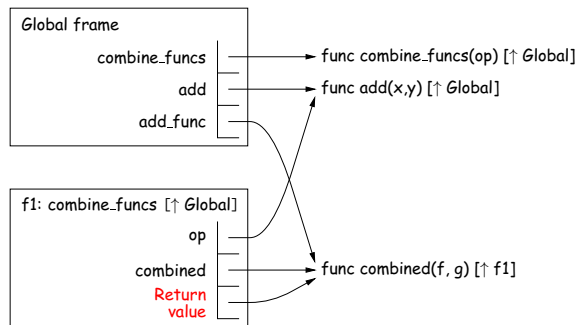
- Now `add_func` itself can be constructed by a call to `combine_funcs`:

```
>>> from operator import add
>>> add_func = combine_funcs(lambda x, y: x + y)
>>> from math import sin, cos, pi
>>> h = add_func(sin, cos)
>>> h(pi / 4)
1.414213562373095
```

- What do the environments look like here? Think about it and try it out.

The Environment Picture (I)

```
def combine_funcs(op):
    def combined(f, g):
        def val(x):
            return op(f(x), g(x))
        return val
    return combined
add_func = combine_funcs(add)
```



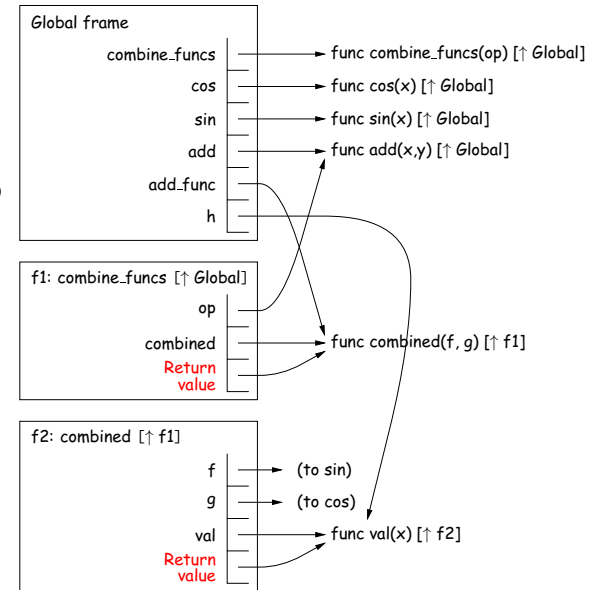
Legend: ↑ is short for "parent=".

Last modified: Wed Jan 27 15:13:13 2021

CS61A: Lecture #4 13

The Environment Picture (II)

```
def combine_funcs(op):
    def combined(f, g):
        def val(x):
            return op(f(x), g(x))
        return val
    return combined
add_func = combine_funcs(add)
h = add_func(sin, cos)
```



Last modified: Wed Jan 27 15:13:13 2021

CS61A: Lecture #4 14

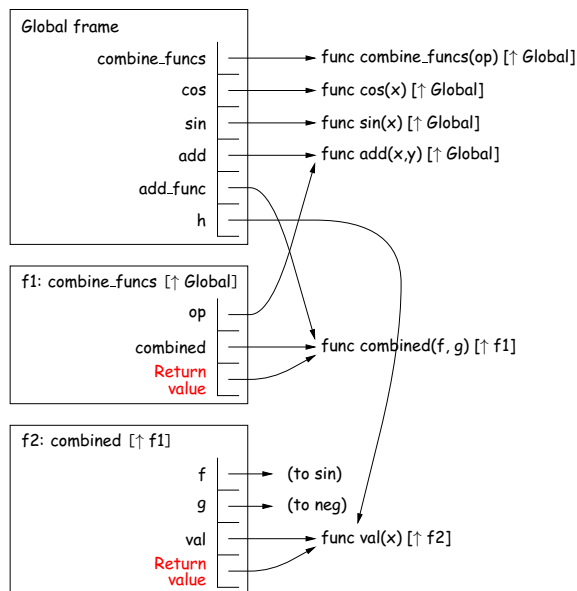
The Environment Picture (III)

```
def combine_funcs(op):
    def combined(f, g):
        def val(x):
            return op(f(x), g(x))
        return val
    return combined
add_func = combine_funcs(add)
h = add_func(sin, cos)
h(-5)
```

f3: val [↑ f2]	
x	-5
Return value	10

+ local frames for calls to

- `add` (value of `op`),
- `sin` (value of `f`), and
- `cos` (value of `g`)



Last modified: Wed Jan 27 15:13:13 2021

CS61A: Lecture #4 15

Challenge: Conditional Function?

- Write a Python function, `if_func`, such that, for example
`if_func(1/x, x > 0, 0)`
always returns the same value as the conditional expression
`1/x if x > 0 else 0`

Last modified: Wed Jan 27 15:13:13 2021

CS61A: Lecture #4 16

Challenge: Conditional Function?

- Write a Python function, `if_func`, such that, for example

```
if_func(1/x, x > 0, 0)
```

always returns the same value as the conditional expression

```
1/x if x > 0 else 0
```

Answer: IMPOSSIBLE! Function calls *always* evaluate all their operands.

Challenge: Conditional Function?

- Write a Python function, `if_func`, such that, for example

```
if_func(1/x, x > 0, 0)
```

always returns the same value as the conditional expression

```
1/x if x > 0 else 0
```

Answer: IMPOSSIBLE! Function calls *always* evaluate all their operands.

- But all is not lost, because we can define instead

```
def if_func(then_expr, condition, else_expr):  
    return then_expr() if condition else else_expr()
```

and call

```
if_func(lambda: 1/x, x > 0, lambda: 0)
```

- (The jargon term for those parameterless lambdas is *thunks*.)
- Why don't we need a thunk for the condition?

Challenge: Conditional Function?

- Write a Python function, `if_func`, such that, for example

```
if_func(1/x, x > 0, 0)
```

always returns the same value as the conditional expression

```
1/x if x > 0 else 0
```

Answer: IMPOSSIBLE! Function calls *always* evaluate all their operands.

- But all is not lost, because we can define instead

```
def if_func(then_expr, condition, else_expr):  
    return then_expr() if condition else else_expr()
```

and call

```
if_func(lambda: 1/x, x > 0, lambda: 0)
```

- (The jargon term for those parameterless lambdas is *thunks*.)
- Why don't we need a thunk for the condition?
Answer: Because the condition parameter must always be evaluated first anyway.