

Lecture 18: Mutable Trees

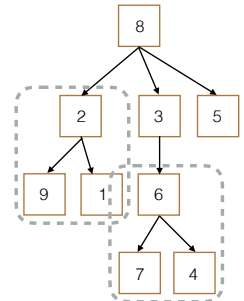
Mitas Ray
07/21/2016

Announcements

Trees

Terminology

- **Node:** single unit containing an entry
- **Root:** top node
- **Leaf:** a node with no children
- **Children:** subtree with a parent

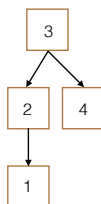


Tree Class

```
class Tree:
    def __init__(self, entry, children=[]):
        for c in children:
            assert isinstance(c, Tree)
        self.entry = entry
        self.children = children

    def is_leaf(self):
        return not self.children

>>> t = Tree(3, [Tree(2, [Tree(1)]), Tree(4)])
>>> t.entry
3
>>> t.children[0].entry
2
>>> t.children[1].is_leaf()
True
```



Comparison to ADT

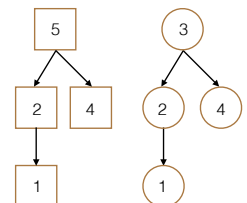
```
class Tree:
    def __init__(self, entry, children=[]):
        for c in children:
            assert isinstance(c, Tree)
        self.entry = entry
        self.children = children

def tree(entry, children=[]):
    return [entry, children]

def entry(tree):
    return tree[0]

def children(tree):
    return tree[1]

>>> t_class = Tree(3, [Tree(2, [Tree(1)]), Tree(4)])
... [Tree(1)], Tree(4)])
>>> t_adt = tree(3, [tree(2, [tree(1)], tree(4))])
... [tree(1)], tree(4))
>>> t_class.entry == entry(t_adt)
True
>>> t_class.entry = 5
>>> entry(t_adt) = 5
SyntaxError: can't assign ...
>>> t_class.entry == entry(t_adt)
False
```



Map

- Want to apply a function `fn` to each element in the tree

```
class Tree:
    def __init__(self, entry, children=[]): ...

    def map(self, fn):
        self.entry = fn(self.entry)
        for c in self.children:
            c.map(fn)
```

- Main Ideas

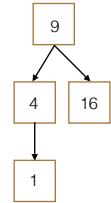
- Apply `fn` to current node (mutate tree)
- Call `map` on children

Map

```
class Tree:
    def __init__(self, entry, children=[]): ...

    def map(self, fn):
        self.entry = fn(self.entry)
        for c in self.children:
            c.map(fn)
```

```
>>> square = lambda x: x * x
>>> t = Tree(3, [Tree(2, [Tree(1)]), Tree(4)])
>>> t.map(square)
```



Existence

- Does the tree contain element `e`?

```
class Tree:
    def __init__(self, entry, children=[]): ...

    def __contains__(self, e):
        if self.entry == e:
            return True
        for c in self.children:
            if e in c:
                return True
        return False
```

- Main Ideas

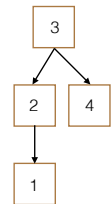
- Check entry of current node
- Otherwise, check children
 - If no children to investigate, return False

Existence

```
class Tree:
    def __init__(self, entry, children=[]): ...

    def __contains__(self, e):
        if self.entry == e:
            return True
        for c in self.children:
            if e in c:
                return True
        return False
```

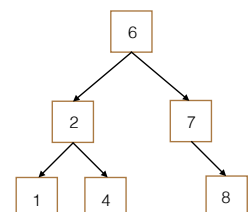
```
>>> t = Tree(3, [Tree(2, [Tree(1)]), Tree(4)])
>>> 8 in t
False
>>> 2 in t
True
```



Binary Search Tree

Definition

- Each node has at most 2 children, left and right
- Left child elements are all less than or equal to entry
- Right child elements are all greater than entry
- Left child and right child are also BSTs
- Only contains numbers!



Binary Search Tree Class

```
class BST:
    empty = ()
    def __init__(self, entry, left=empty, right=empty):
        assert left is BST.empty or isinstance(left, BST)
        assert right is BST.empty or isinstance(right, BST)

        self.entry = entry
        self.left, self.right = left, right

        if left is not BST.empty:
            assert left.max <= entry
        if right is not BST.empty:
            assert entry < right.min

    @property
    def max(self): ... # Returns the maximum element in the BST
    @property
    def min(self): ... # Returns the minimum element in the BST
```

Existence

- Does the BST contain element e ?

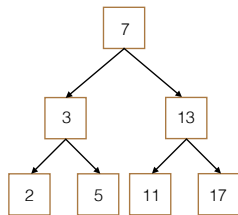
```
class BST:
    def __init__(self, entry, left=empty, right=empty): ...
    def __contains__(self, e):
        if self.entry == e:
            return True
        elif e < self.entry and self.left is not BST.empty:
            return e in self.left
        elif e > self.entry and self.right is not BST.empty:
            return e in self.right
        return False
```

- Main Ideas

- Check entry of current node
- Otherwise, check left or right
 - If no children to investigate, return False

Runtime Comparison

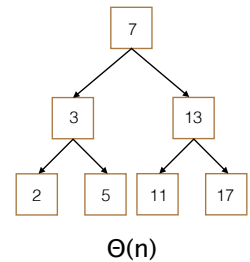
- Is there a difference in runtime when we check existence in a tree versus a BST?
- Runtime in terms of n , the number of nodes



Runtime Comparison

```
class Tree:
    def __init__(self, entry, children=[]): ...
    def __contains__(self, e):
        if self.entry == e:
            return True
        for c in self.children:
            if e in c:
                return True
        return False

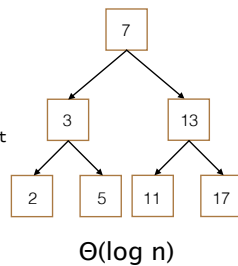
>>> t = Tree(7, [Tree(3, [Tree(2), Tree(5)]), Tree(13, [Tree(11), Tree(17)])])
>>> 11 in t
True
```



Runtime Comparison

```
class BST:
    def __init__(self, entry, left=empty, right=empty): ...
    def __contains__(self, e):
        if self.entry == e:
            return True
        elif e < self.entry and self.left is not BST.empty:
            return e in self.left
        elif e > self.entry and self.right is not BST.empty:
            return e in self.right
        return False

>>> bst = BST(7,
...         BST(3, BST(2), BST(5)),
...         BST(13, BST(11), BST(17)))
>>> 11 in bst
True
```



Summary

- Trees created with a class are mutable!
- BSTs allow us to organize our data in left child and right child based on value
- BST allows for more efficient search
 - $\Theta(n)$ in regular tree
 - $\Theta(\log n)$ in BST

