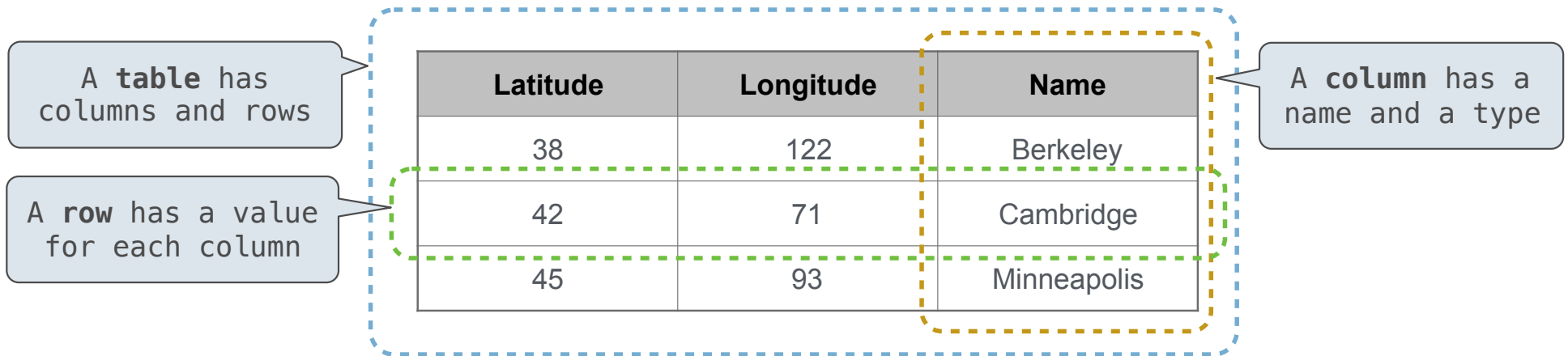


Declarative Languages

Database Management Systems

Database management systems (DBMS) are important, heavily used, and interesting!

A table is a collection of records, which are rows that have a value for each column



The Structured Query Language (SQL) is perhaps the most widely used programming language

SQL is a *declarative* programming language

Declarative Programming

In **declarative languages** such as SQL & Prolog:

- A "program" is a description of the desired result
- The interpreter figures out how to generate the result

In **imperative languages** such as Python & Scheme:

- A "program" is a description of computational processes
- The interpreter carries out execution/evaluation rules

```
create table cities as
```

```
  select 38 as latitude, 122 as longitude, "Berkeley" as name union
  select 42,           71,           "Cambridge"      union
  select 45,           93,           "Minneapolis";
```

```
select "west coast" as region, name from cities where longitude >= 115 union
select "other",      name from cities where longitude < 115;
```

Cities:

latitude	longitude	name
38	122	Berkeley
42	71	Cambridge
45	93	Minneapolis

region	name
west coast	Berkeley
other	Minneapolis
other	Cambridge

Structured Query Language (SQL)

SQL Overview

The SQL language is an ANSI and ISO standard, but DBMS's implement custom variants

- A **select** statement creates a new table, either from scratch or by projecting a table
- A **create table** statement gives a global name to a table
- Lots of other statements exist: **analyze**, **delete**, **explain**, **insert**, **replace**, **update**, etc.
- Most of the important action is in the **select** statement

Today's theme:



Getting Started with SQL

Install sqlite (version 3.8.3 or later): <http://sqlite.org/download.html>

Use sqlite online: code.cs61a.org/sql

Selecting Value Literals

A **select** statement always includes a comma-separated list of column descriptions

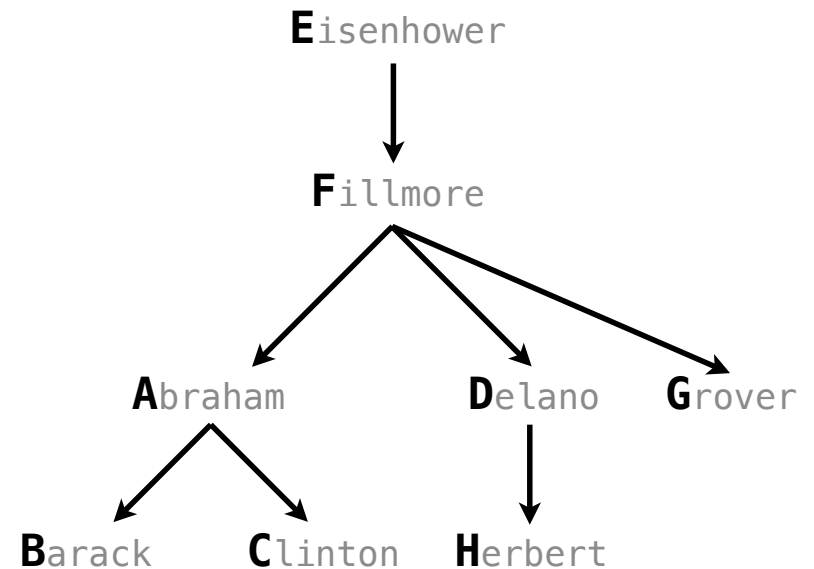
A column description is an expression, optionally followed by **as** and a column name

```
select [expression] as [name], [expression] as [name]; ...
```

Selecting literals creates a one-row table

The union of two select statements is a table containing the rows of both of their results

```
select "delano" as parent, "herbert" as child;union
select "abraham"        , "barack"        union
select "abraham"        , "clinton"      union
select "fillmore"       , "abraham"    union
select "fillmore"       , "delano"    union
select "fillmore"       , "grover"    union
select "eisenhower"    , "fillmore";
```



Naming Tables

SQL is often used as an interactive language

The result of a **select** statement is displayed to the user, but not stored

A **create table** statement gives the result a name

```
create table [name] as [select statement];
```

```
create table parents as
select "delano" as parent, "herbert" as child union
select "abraham"      , "barack"      union
select "abraham"      , "clinton"   union
select "fillmore"     , "abraham"  union
select "fillmore"     , "delano"   union
select "fillmore"     , "grover"   union
select "eisenhower"   , "fillmore";
```

Parents:

Parent	Child
abraham	barack
abraham	clinton
delano	herbert
fillmore	abraham
fillmore	delano
fillmore	grover
eisenhower	fillmore

Projecting Tables

Select Statements Project Existing Tables

A **select** statement can specify an input table using a **from** clause

A subset of the rows of the input table can be selected using a **where** clause

An ordering over the remaining rows can be declared using an **order by** clause

Column descriptions determine how each input row is projected to a result row

```
select [expression] as [name], [expression] as [name], ... ;
```

```
select [columns] from [table] where [condition] order by [order];
```

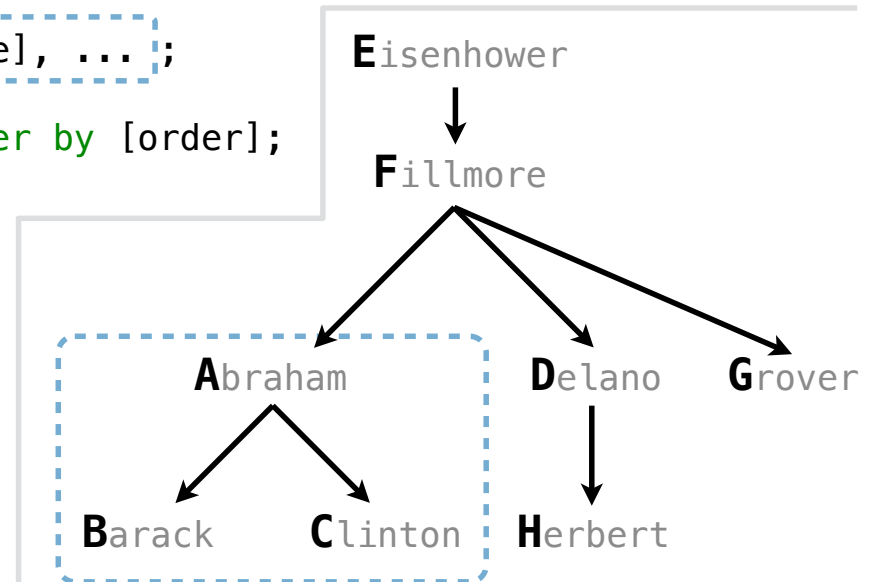
```
select child from parents where parent = "abraham";
```

```
select parent from parents where parent > child;
```

Child
barack
clinton

Parent
fillmore
fillmore

(Demo)



Arithmetic

Arithmetic in Select Expressions

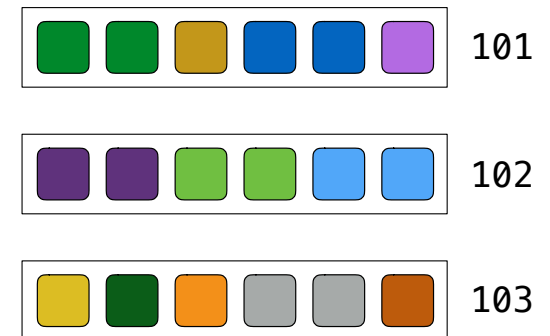
In a select expression, column names evaluate to row values

Arithmetic expressions can combine row values and constants

```
create table lift as
  select 101 as chair, 2 as single, 2 as couple union
  select 102      , 0      , 3      union
  select 103      , 4      , 1;
```

```
select chair, single + 2 * couple as total from lift;
```

chair	total
101	6
102	6
103	6



Discussion Question

Given the table **ints** that describes how to sum powers of 2 to form various integers

```
create table ints as
select "zero" as word, 0 as one, 0 as two, 0 as four, 0 as eight union
select "one"          , 1          , 0          , 0          , 0          union
select "two"         , 0          , 2          , 0          , 0          union
select "three"      , 1          , 2          , 0          , 0          union
select "four"       , 0          , 0          , 4          , 0          union
select "five"       , 1          , 0          , 4          , 0          union
select "six"        , 0          , 2          , 4          , 0          union
select "seven"     , 1          , 2          , 4          , 0          union
select "eight"     , 0          , 0          , 0          , 8          union
select "nine"     , 1          , 0          , 0          , 8;
```

(A) Write a select statement for a two-column table of the **word** and **value** for each integer

word	value
zero	0
one	1
two	2
three	3

...

...

(Demo)

(B) Write a select statement for the **word** names of the powers of two

word
one
two
four
eight

Joining Tables

Reminder: John the Patriotic Dog Breeder



```
CREATE TABLE parents AS
SELECT "abraham" AS parent, "barack" AS child UNION
SELECT "abraham"      , "clinton"      UNION
SELECT "delano"       , "herbert"     UNION
SELECT "fillmore"    , "abraham"   UNION
SELECT "fillmore"    , "delano"   UNION
SELECT "fillmore"    , "grover"   UNION
SELECT "eisenhower"  , "fillmore";
```

Parents :

Parent	Child
abraham	barack
abraham	clinton
delano	herbert
fillmore	abraham
fillmore	delano
fillmore	grover
eisenhower	fillmore

Joining Two Tables

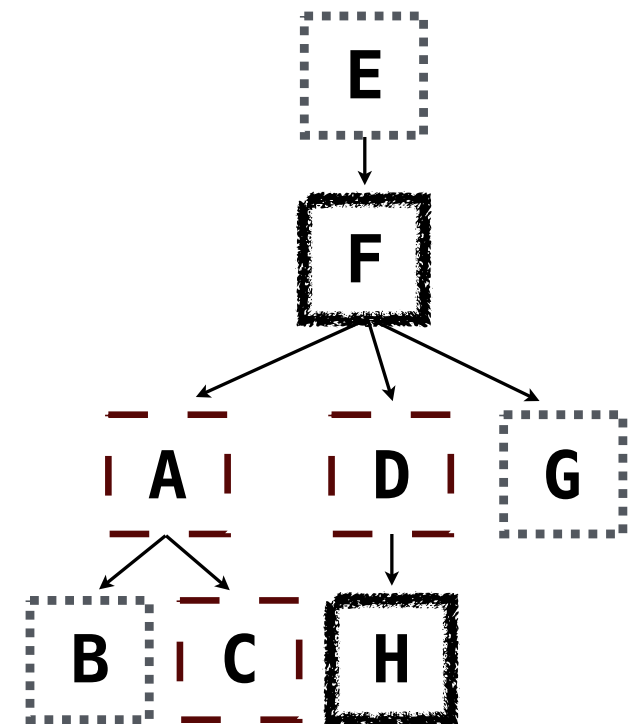
Two tables **A** & **B** are joined by a comma to yield all combos of a row from **A** & a row from **B**

```
CREATE TABLE dogs AS
  SELECT "abraham" AS name, "long" AS fur UNION
  SELECT "barack"      , "short"      UNION
  SELECT "clinton"    , "long"       UNION
  SELECT "delano"     , "long"       UNION
  SELECT "eisenhower" , "short"    UNION
  SELECT "fillmore"  , "curly"    UNION
  SELECT "grover"     , "short"    UNION
  SELECT "herbert"   , "curly";
```

```
CREATE TABLE parents AS
  SELECT "abraham" AS parent, "barack" AS child UNION
  SELECT "abraham"      , "clinton"   UNION
  ...;
```

Select the parents of curly-furred dogs

```
SELECT parent FROM parents, dogs
WHERE child = name AND fur = "curly";
```



(Demo)

Aliases and Dot Expressions

Joining a Table with Itself

Two tables may share a column name; dot expressions and aliases disambiguate column values

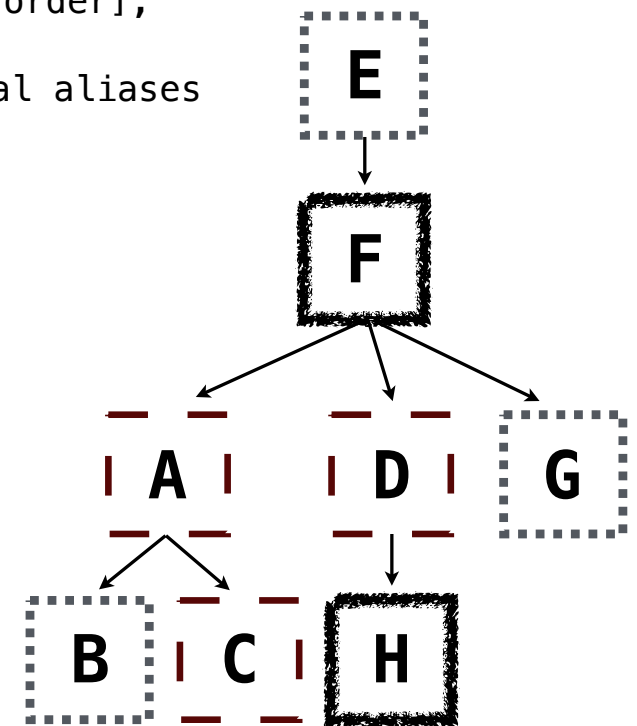
```
SELECT [columns] FROM [table] WHERE [condition] ORDER BY [order];
```

[table] is a comma-separated list of table names with optional aliases

Select all pairs of siblings

```
SELECT a.child AS first, b.child AS second  
FROM parents AS a, parents AS b  
WHERE a.parent = b.parent AND a.child < b.child;
```

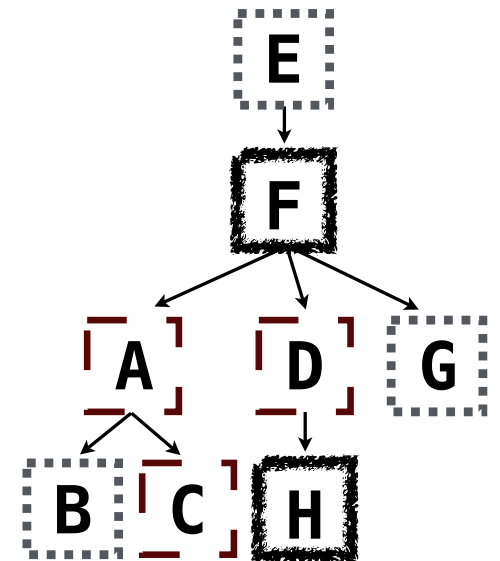
First	Second
barack	clinton
abraham	delano
abraham	grover
delano	grover



Example: Grandparents

Which select statement evaluates to all grandparent, grandchild pairs?

- 1 `SELECT a.grandparent, b.child FROM parents AS a, parents AS b
WHERE b.parent = a.child;`
- 2 `SELECT a.parent, b.child FROM parents AS a, parents AS b
WHERE a.parent = b.child;`
- 3 `SELECT a.parent, b.child FROM parents AS a, parents AS b
WHERE b.parent = a.child;`
- 4 `SELECT a.grandparent, b.child FROM parents AS a, parents AS b
WHERE a.parent = b.child;`
- 5 None of the above



Joining Multiple Tables

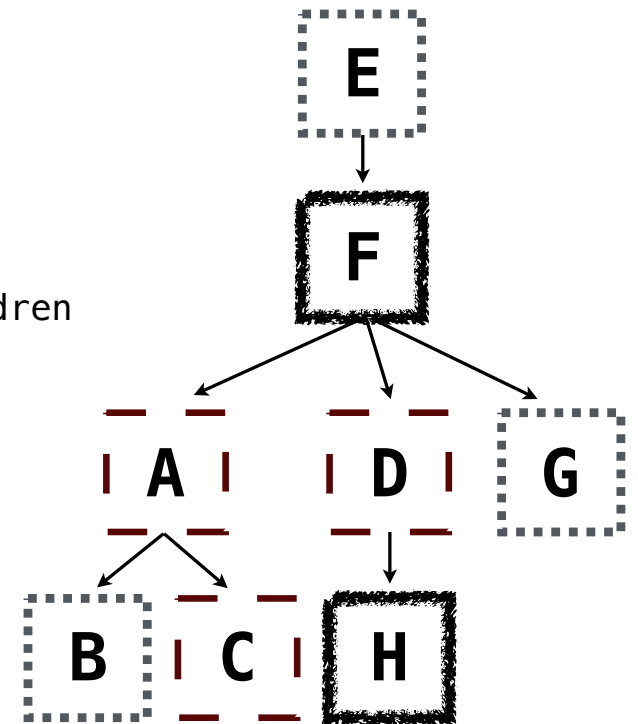
Multiple tables can be joined to yield all combinations of rows from each

```
CREATE TABLE grandparents AS
SELECT a.parent AS grandog, b.child AS granpup
FROM parents AS a, parents AS b
WHERE b.parent = a.child;
```

Select all grandparents with the same fur as their grandchildren

Which tables need to be joined together?

```
SELECT grandog FROM grandparents, dogs AS c, dogs AS d
WHERE grandog = c.name AND
granpup = d.name AND
c.fur = d.fur;
```



Example: Dog Triples

Fall 2014 Quiz Question (Slightly Modified)

Write a SQL query that selects all possible combinations of three different dogs with the same fur and lists each triple in *inverse* alphabetical order

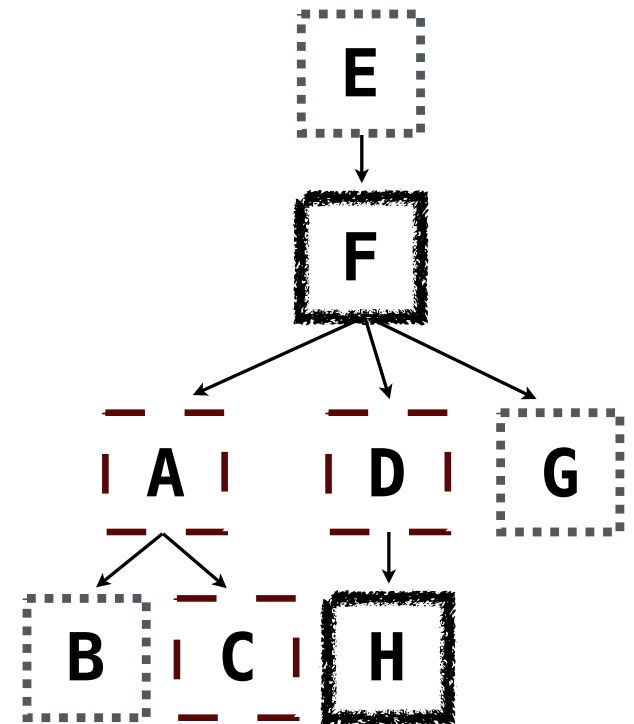
```
CREATE TABLE dogs AS
  SELECT "abraham" AS name, "long" AS fur UNION
  SELECT "barack"      , "short"      UNION
  ...;
```

```
CREATE TABLE parents AS
  SELECT "abraham" AS parent, "barack" AS child UNION
  SELECT "abraham"      , "clinton"      UNION
  ...;
```

Expected output:

```
delano|clinton|abraham
grover|eisenhower|barack
```

(Demo)



Numerical Expressions

Numerical Expressions

Expressions can contain function calls and arithmetic operators

```
[expression] AS [name], [expression] AS [name], ...
```

```
SELECT [columns] FROM [table] WHERE [expression] ORDER BY [expression];
```

Combine values: +, -, *, /, %, and, or

Transform values: abs, round, not, -

Compare values: <, <=, >, >=, <>, !=, =

(Demo)

String Expressions

String Expressions

String values can be combined to form longer strings



```
sqlite> SELECT "hello," || " world";  
hello, world
```

Basic string manipulation is built into SQL, but differs from Python



```
sqlite> CREATE TABLE phrase AS SELECT "hello, world" AS s;  
sqlite> SELECT substr(s, 4, 2) || substr(s, instr(s, " ")+1, 1) FROM phrase;  
low
```

Strings can be used to represent structured values, but doing so is rarely a good idea



```
sqlite> CREATE TABLE lists AS SELECT "one" AS car, "two,three,four" AS cdr;  
sqlite> SELECT substr(cdr, 1, instr(cdr, ",")-1) AS cadr FROM lists;  
two
```

(Demo)