

## 1 Best and Worst Case with Iteration

For the following functions, provide asymptotic bounds for the best case and worst case runtimes in  $\Theta(\cdot)$  notation.

- (a) Give the best and worst runtimes in terms of  $N$ .

```
1
2 public static void removeIndex(int[] arr, int i) {
3     // Assume i > 0
4     int N = arr.length;
5     for (int j = i; j < N; j += 1) {
6         arr[j - 1] = arr[j];
7     }
8 }
```

**Answer:** Best Case:  $\Theta(1)$ , Worst Case:  $\Theta(N)$

Remember that in both the best and worst cases, we still assume the size of the input approaches infinity. In our case,  $i$  is any variable input to our method.

**Best case:** when  $i$  is very, very large (close to  $N$ ), we see that the the method takes  $N - i \approx \Theta(1)$  time.

**Worst case:** when  $i$  is very small, we iterate through the entire array in  $\Theta(N)$  time.

- (b) Give the best and worst case runtimes in terms of  $M$  and  $N$ . Assume that `slam()`  $\in \Theta(1)$  and returns a boolean.

```
1 public void comeon(int M, int N) {
2     int j = 0;
3     for (int i = 0; i < N; i += 1) {
4         for (; j < M; j += 1) {
5             if (slam(i, j))
6                 break;
7         }
8     }
9
10    for (int k = 0; k < 1000 * N; k += 1) {
11        System.out.println("space jam");
12    }
13 }
```

**Answer:** For `comeon(M,N)` the runtime is  $\Theta(N)$  in the best case and  $\Theta(M+N)$  in the worst case.

**Best case:** We can see that there is a doubly nested for loop. The inner loop contains an if statement and breaks out of the inner loop if `slam(i, j)`. The best case behaviour will be when the inner loop always immediately breaks (this will happen if `slam(i, j)` always returns true) causing the inner loop to always run in constant time. In this case we will still need to iterate through the entire loop from  $i = 0$  to  $i=N$ , which will take linear time. Additionally there is a second loop that will also run in linear time regardless of the conditions we are imposing on `slam(i, j)`. Therefore the runtime of `comeon(M, N)` will be  $\Theta(N)$  in the best case.

**Worst case:** Contrary to the above, the worst case behavior will correspond to when the function `slam(i, j)` always returns false, which will cause the loop to never break early. For this we notice that the variable `j` is declared outside of the for loop, instead of inside as we would typically expect. This means that `j` will only take on the values from 0 to  $M$  and similarly `i` will only take on the values from 0 to  $N$ . One way to visualize the total amount of work done is to look at the number of times the variables `i` or `j` are incremented in this worst case. The variable `i` will be incremented  $N$  times and the variable `j` will be incremented  $M$  times. This means the total amount of work done by the first part of the code will be  $\Theta(M + N)$ . We additionally will still have the second loop which will run in linear time with respect to  $N$ . Therefore the runtime of `comeon(M, N)` will be  $\Theta(M + N)$  in the worst case.

## 2 Best and Worst Case with Recursion

For the following recursive functions, provide asymptotic bounds for the best case and worst case runtimes in  $\Theta(\cdot)$  notation.

(a) Give the runtime in terms of  $N$ .

```

1  public void andslam(int N) {
2      if (N > 0) {
3          for (int i = 0; i < N; i += 1) {
4              for (int j = 1; j < 1024; j *= 2) {
5                  System.out.println(i + j);
6              }
7          }
8          andslam(N / 2);
9      }
10 }

```

**Answer:** For `andslam(N)` the runtime is  $\Theta(N)$  in the best and worst case.

We will follow the process as described above.

1. First of all we can see that the argument to the recursive call is halved every time so that the calls will have values  $N, N/2, N/4, \dots, 1$ . We are dividing the original argument  $N$  by 2 until the argument passed in becomes 1 (technically the base case will be one function call after this when the argument passed in is 0 as  $1 / 2 = 0$  with Java integers). This means that the height of the tree will be  $\log_2(N)$ . Another way to see this is if we define  $h$  as the height of the tree, then we can see that  $N/2^h = 1$  (if we know the value at the top of the tree is  $N$  and the bottom of the tree is 1, then how many times should we divide  $N$  by 2 to reach 1). Solving for  $h$  we have  $N = 2^h \implies h = \log_2(N)$ .
2. We can see that in the `andslam` function there is only one recursive function call made, so the branching factor will be 1.
3. Inside each function call there is a single for loop that will do linear work with respect to the input argument, e.g. the first function call will do  $N$  work, the second call will do  $N/2$  work, then  $N/4$  work, etc. From the branching factor, the height of the tree, and the observation of how the input size is changing we can draw the following tree to represent the amount of work being done. Here the values inside the nodes are the size of the arguments passed into each successive function call.



4. The total amount of work being done is the summation of all of the work being done in this tree. We notice that the amount of work being done in a given node is the same as the argument passed in (as a linear amount of work is being done in each of the function calls). This means that the values in the above tree will also correspond to the work being done in each node. With a branching factor of 1 we will have the total amount of work being done as  $N + N/2 + N/4 + \dots + 4 + 2 + 1$ . From the above work we know that this summation is  $\Theta(N)$ . For this function we see that regardless of any configuration of the input size the function will perform the same amount of work; there is no difference between the best and worst case. Thus we can say that `andslam` is  $\Theta(N)$  or the function is best and worst case  $\Theta(N)$ .
- (b) Give the runtime for `andwelcome(arr, 0, N)` in terms of  $N$ , where  $N$  is the length of the input array `arr`. `Math.random()` returns a double with a value from the range  $[0,1)$ .

```

1  public static void andwelcome(int[] arr, int low, int high) {
2      System.out.print("[ ");
3      for (int i = low; i < high; i += 1) {
4          System.out.print("loyal ");
5      }
6      System.out.println("]");
7      if (high - low > 1) {
8          double coin = Math.random();
9          if (coin > 0.5) {
10             andwelcome(arr, low, low + (high - low) / 2);
11         } else {
12             andwelcome(arr, low, low + (high - low) / 2);
13             andwelcome(arr, low + (high - low) / 2, high);
14         }
15     }
16 }

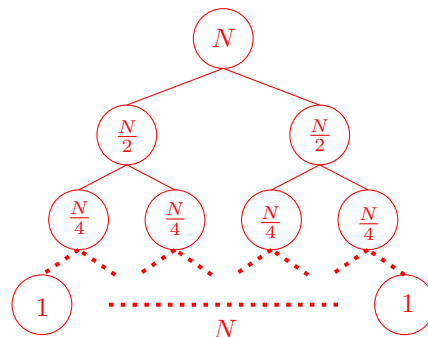
```

**Answer:** For `andwelcome(arr, 0, N)` the runtime is  $\Theta(N)$  in the best case and  $\Theta(N \log N)$  in the worst case.

For this question we will have to determine the best case and the worst case of the function when calculating the runtime of the program. The condition of what will comprise of the best and worst case will be conditioned on the behavior of the calls to `Math.random()`. The result, stored as `coin` will determine whether there will be either one or two recursive calls. The best case will correspond to the probabilisitcally unlikely outcome that every single call to `Math.random` will produce a result that is greater than 0.5, thus there will always be only recursive call made. The worst case behavior corresponds to the equally unlikely case that every single call to `Math.random` will produce a result that is less than 0.5, and as such there will always be two recursive calls made. We will analyze the best and worst case below:

**Worst case:**

1. This function takes an array, and looks at smaller and smaller chunks of the array as passed defined by the arguments to `low` and `high`. We can see that the size of the chunk considered at each level is geometrically decreasing, so we will consider the full array, then two halves, then four quarters, etc. At the deepest level of the tree, we can think of this being the furthest we can split apart an array, into elements, so the size of the chunks at the bottom level will be 1. The height of this tree can be calculated as above to be  $\log_2(N)$ .
2. In the worst case as described above we will always make two recursive calls, which will mean that the branching factor will be 2. Here we can notice that the total number of nodes at a given depth  $i$  will be  $2^i$  (where the root node corresponds to depth 1). Thus there will be 1 node at the top level, two nodes at the next, four at the next, etc.
3. The amount of work being done in each of the function calls will be done by the for loop in the beginning of the function. This loop will iterate through the array starting at position `low` and ending at the position `high`, so the amount of work done will be linear with respect to `high - low`. We can visualize the recursive calls using the following tree. Here the values inside the nodes will also correspond to the size of the arguments (for this it will correspond to `high - low`).



4. To summarize the tree we can also construct a table to analyze the amount of work done.

# Nodes	Work per Node	Total Work
1	N	N
2	N / 2	N
4	N / 4	N
⋮	⋮	⋮
N	1	N

Here we can see that at each level of the tree there will be  $N$  work being done. We also remember that the height of the tree is  $\log(N)$ , so the total amount of work being done is  $\Theta(N \log(N))$ . We could also achieve this result using summations as follows:

$$\sum_{\text{layers in the tree}} \frac{\# \text{ nodes}}{\text{layer}} \cdot \frac{\text{amount of work}}{1 \text{ node}}$$

$$\sum_{i=0}^{\log(N)} 2^i \cdot \frac{N}{2^i} = \sum_{i=0}^{\log(N)} N \in \Theta(N \log(N))$$

**Best Case:** We notice that if only one recursive function call is performed the runtime analysis will actually be identical to what we did for the function `andslam`, so in the best case this function will be  $\Theta(N)$

(c) Give the runtime in terms of  $N$ .

```

1 public int tothe(int N) {
2     if (N <= 1) {
3         return N;
4     }
5     return tothe(N - 1) + tothe(N - 1) + tothe(N - 1);
6 }

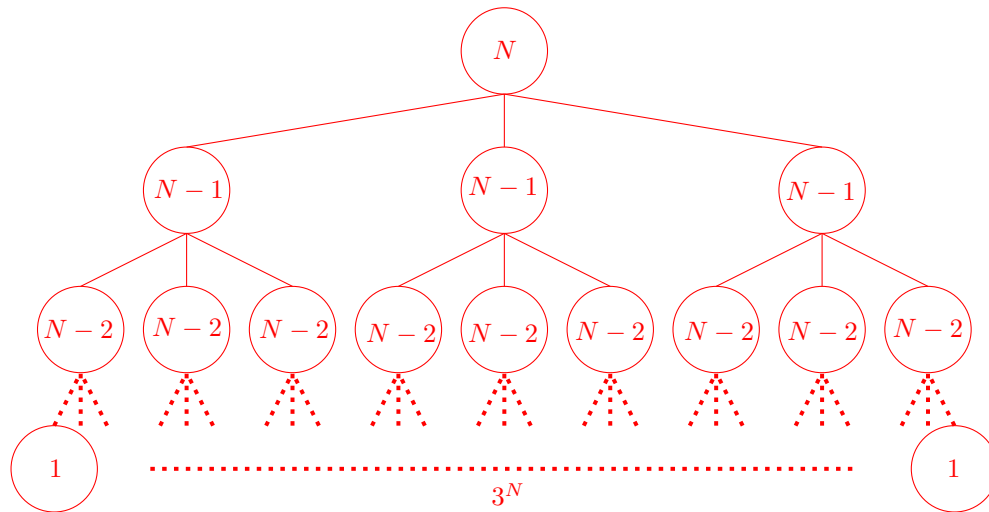
```

**Answer:** For  $\text{tothe}(N)$  the runtime is  $\Theta(3^N)$  in the best and worst case.

We notice here that regardless of what our input size is, the function will behave the same. As such the best case and the worst case will be the same.

We will perform the same steps as we did above.

1. The argument passed into each of the recursive calls will be decremented by one each time. To reach the base case we will have to decrement the argument  $N$  times to reach a number that is less than or equal to 1. Therefore the height of the tree will be  $N$ .
2. Each function call will make three recursive calls, so we will have a branching factor of three. Similar to above we can see that the number of nodes at a given depth  $i$  will be  $3^i$  (where the root node corresponds to depth 1). We can visualize the tree of recursive calls as follows (the values inside of the nodes will be the size of the input, not the amount of work being done).



3. The only work being done in a call to the function will be the checking of the base case, the function calls, and the addition of the results. This will be a constant amount of work, so the overall runtime of the function can be broken down into determining the number of nodes in the tree.
4. We can again first summarize the information from the tree in the following table

Argument	# Nodes	Work per Node	Total Work
N	1	1	1
N - 1	3	1	3
N - 2	9	1	9
⋮	⋮	⋮	⋮
1	$3^N$	1	$3^N$

From here we can see that the total amount of work being done is  $1 + 3 + 9 + \dots + 3^N$ . Using the above general formula for geometric series we can see that  $1 + 3 + 9 + \dots + 3^N \in \Theta(3^N)$ . We can also achieve this result through summations as follows:

$$\sum_{\text{layers in the tree}} \frac{\# \text{ nodes}}{\text{layer}} \cdot \frac{\text{amount of work}}{1 \text{ node}}$$

$$\sum_{i=1}^N 3^i \cdot 1 = 1 + 3 + 9 + \dots + 3^N \in \Theta(3^N)$$

(d) Give the runtime of `recurse` in terms of  $N$ .

```

1  public static int recurse(int N) {
2      return helper(N, N / 2);
3  }
4  private static int helper(int N, int M) {
5      if (N <= 1) {
6          return N;
7      }
8      for (int i = 1; i < M; i *= 2) {
9          System.out.println(i);
10     }
11     return helper(N - 1, M) + helper(N - 1, M);
12 }

```

**Answer:** For `recurse(N)` the best case runtime is  $\Theta(2^N \log(N))$ , and the worst case is  $\Theta(2^N \log(N))$ .

Like problem (c), we can see that no matter the input size, the function will always behave in the same way. So, the best case runtime is equal to the worst case runtime. A call to `recurse(N)` only makes a single call to `helper(N, N / 2)`. So, using the same approach as before, here is the runtime analysis of `helper` called on those inputs:

1. The argument `N` that is passed into the `helper` method is decremented each time. The base case is when the condition `N <= 1` is true, so it will take  $N$  levels of recursive calls. This means that the height of the tree will be  $N$ .
2. Each call to `helper` makes 2 recursive calls, so the branching factor is 2. This means that at the level with depth  $i$  (where the root node corresponds to depth 0), there are  $2^i$  nodes.



3. We see that  $M$  is fixed throughout our recursive calls, and is initialized to  $\frac{N}{2}$  at the start of `recurse`. The work per node will then be  $\log(\frac{N}{2})$  due to the **for** loop inside `recurse`. From step 3, we know that for each level  $i$ , there are  $2^i$  nodes at that level, which means the work for level  $i$  is  $\frac{\text{work}}{\text{node}} \cdot \frac{\# \text{ nodes}}{\text{level}} = 2^i \log(\frac{N}{2})$ .
4. Now that we know our height (number of levels) and the work per level, it suffices to find the sum of work in the entire tree by summing over each level, as we have done previously. Applying the formula from part three, the sum over all  $N$  levels becomes  $2^0 \log(\frac{N}{2}) + 2^1 \log(\frac{N}{2}) + 2^2 \log(\frac{N}{2}) + \dots + 2^{N-1} \log(\frac{N}{2}) = \log(\frac{N}{2}) \cdot (2^0 + 2^1 + 2^2 + \dots + 2^{N-1}) \in \Theta(2^N \log(N))$ . See the table below for a more detailed explanation of the sum.

Layer	Number of Nodes	Work per Node	Total Work
0	1	$\log(N/2)$	$\log(N/2)$
1	2	$\log(N/2)$	$2 \log(N/2)$
2	4	$\log(N/2)$	$4 \log(N/2)$
3	8	$\log(N/2)$	$8 \log(N/2)$
$\vdots$	$\vdots$	$\vdots$	$\vdots$
$N - 1$	$2^{N-1}$	$\log(N/2)$	$2^{N-1} \log(N/2)$
$N$	$2^N$	1	$2^{N+1}$

- (e) *Extra* Give the best case and worst case runtimes for `find` in terms of  $N$ , where  $N$  is the length of the input array `arr`.

```

1 public static boolean find(int tgt, int[] arr) {
2     int N = arr.length;
3     return find(tgt, arr, 0, N);
4 }
5 private static boolean find(int tgt, int[] arr, int lo, int hi) {
6     if (lo == hi || lo + 1 == hi) {
7         return arr[lo] == tgt;
8     }
9     int mid = (lo + hi) / 2;
10    for (int i = 0; i < mid; i += 1) {
11        System.out.println(arr[i]);
12    }
13    return arr[mid] == tgt || find(tgt, arr, lo, mid)
14        || find(tgt, arr, mid, hi);
15 }

```

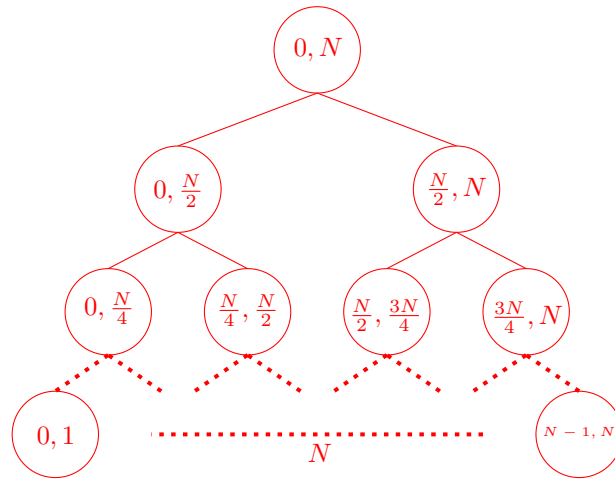
**Answer:** For `find` the best case runtime is  $\Theta(N)$  and the worst case runtime is  $\Theta(N^2)$ .

This question is fairly tricky, and for most intents and purposes this code would be considered buggy, but nonetheless we can consider the runtime of this question. First we need to define what we should consider our argument size to be. We see that for each call we are passing in the same array, so this will always be a fixed size  $N$  and does not represent the argument size of a function call. The amount of the array to be iterated over is determined by the variable `mid` =  $(hi + lo) / 2$ . We would expect the size of the chunk of the array that we are looking at to be defined by the difference between `lo` and `hi`, but as we stated above the code is buggy and the for loop begins at position 0 not at position `lo` as would typically be expected. As such there is a linear amount of work done at each call to this function with respect to the value of `mid`.

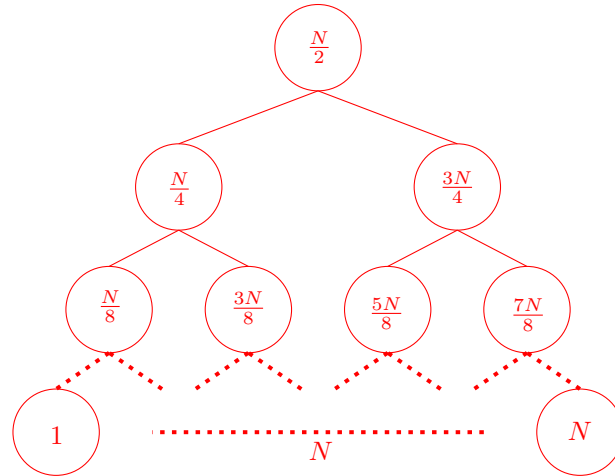
Now we see that in each function call there will be up to two recursive calls and the difference between `lo` and `hi` will be geometrically decreased by a factor of two each time. Depending on the evaluation of the expression `arr[mid] == tgt`, the boolean expression might be short circuited, causing neither of the two recursive calls to be evaluated. Thus the worst case behavior will be when the boolean expression is never short circuited, and the best case behavior will be when the boolean expression is short circuited immediately (on the first call to `find`). In the worst case the height of the tree will be  $\log_2(N)$ . A more detailed explanation for how this can be derived is given in the following questions.

We will begin with the worst case when the short circuiting never happens and there are always two recursive calls made. At the first function call we will have `mid` =  $(0 + N)/2 = N/2$ , so we will do  $N/2$  work. At each function call

we will make two recursive calls, one with  $hi = hi$  and the other with  $hi = (lo + hi) / 2$ . So at the next level we will have two nodes, with  $N/4$  and  $3N/4$  work being done. We can envision a tree of recursive function calls as below where the nodes contain values of both  $lo$  and  $hi$  separated by commas.



We can translate from this tree into a tree where the nodes correspond to value of  $mid$  or the amount of work done in each of the nodes/recursive calls which leaves us with the following tree. This can be created by computing the  $mid$  value based off of the  $lo$  and  $hi$  values in the tree above.



With this in mind we can now extract the total amount of work being done out of this tree, by looking at each level of the tree and determining the amount of work being done at each level. By summing the amounts per each layer then we will end up with the total amount of work being done. We can summarize the amount of work done at each level in the following table:

Layer Number	Sum	Total Work
1	$\frac{N}{2}$	$\frac{N}{2}$
2	$\frac{N}{4} + \frac{3N}{4}$	$N$
3	$\frac{N}{8} + \frac{3N}{8} + \frac{5N}{8} + \frac{7N}{8}$	$2N$
4	$\frac{N}{16} + \frac{3N}{16} + \frac{5N}{16} + \frac{7N}{16} + \frac{9N}{16} + \frac{11N}{16} + \frac{13N}{16} + \frac{15N}{16}$	$4N$
$\vdots$	$\vdots$	$\vdots$
$\log_2(N)$	$1 + 2 + 3 + \dots + N$	$\Theta(N^2)$

We notice in the last row of our table, which corresponds to the lowest level of the tree we will have  $N$  function calls, where the first one will look at only the first element, the second will look at the first two, etc. This continues until the last function call which will look at all  $N$  elements in the array, so this level corresponds to the summation of the first  $N$  integers which we found above to be in  $\Theta(N^2)$ . To find the total amount of work done we simply have to sum the last column which leaves us with the following.

$$\begin{aligned} & N/2 + N + 2N + 4N + \dots + N^2 \\ &= N/2 + N(1 + 2 + 4 + \dots + N) \in \Theta(N^2) \end{aligned}$$

For this last step we also make use of summation of the powers of two up to  $N$  we found above. All of this results in worst case  $\Theta(N^2)$  runtime.

We will now consider the best case runtime. As specified above the best case will be when there are no recursive calls made as the boolean expression of function calls short circuits after the evaluation of `arr[mid] == tgt`. In this case we still must iterate through the array starting at 0 and ending at `mid = (lo + hi) / 2`. Since we are looking at the first call to `find` we will have that `lo = 0` and `hi = N` which means that `mid = (0 + N) / 2 = N / 2`. This means that this loop will do a linear amount of work with respect to  $N / 2$ , which will be a  $\Theta(N)$  operation. Again in the best case `arr[mid] == tgt` and we short circuit, so we will not make either of the recursive calls. This linear operation is all of the work done in the best case, thus `find` is  $\Theta(N)$  in the best case.

### Best and Worst Case

It is important to remember that with asymptotics, we will only consider the runtime for cases where the value or size of the input becomes very large (e.g. as the length of an array approaches infinity). This means that we **cannot** derive a best or worst case runtime from a scenario where our input is small (e.g.  $N = 1$  or some other small value, or the length of the array is 1).

Consider the following method:

```

1 public static int foo(int N) {
2     if (N <= 1) { return 1; }
3     else { /* More code here... */ }
4 }
```

It would be **incorrect** to say "the best case runtime occurs when  $N = 1$ , resulting in a best case runtime of  $\Theta(1)$ ". To find the best and worst case runtimes of a function, we should only be considering very large inputs that might cause the runtime to change.

When describing a best or worst case runtime, we want to provide a tight bound using  $\Theta(\cdot)$  notation whenever possible to be as precise as possible. In the situation where the function we are analyzing has different asymptotic runtimes depending on the configuration of the inputs, we will often provide two bounds (best case and worst case) to allow us to keep providing precise runtimes.

Consider the following method:

```

1 public static void bar(int N) {
2     if (N % 2 == 0) { /* Runs in log(N) time. */ }
3     else { /* Runs in N! (N factorial) time. */ }
4 }
```

Although it would be true to state that `bar` runs in  $O(N!)$  time, we can be more specific! In order to provide a more precise runtime and use  $\Theta(\cdot)$  notation, we can provide two runtimes: a best case and worst case runtime. It would be more precise to say that in the best case `bar` runs in  $\Theta(\log N)$  time, and in the worst case it runs in  $\Theta(N!)$  time.

**Some Important Sums**

There are several classes of sums that appear fairly often in runtime problems. The following points briefly explain how they can be derived:

1. **Sum of an arithmetic sequence:** The general solution to determine the sum of an arithmetic sequence (the sum of the first consecutive  $N$  natural numbers) can be interpreted as the average of the first and last elements, multiplied by the total number of elements:

$$1 + 2 + 3 + \dots + (N - 2) + (N - 1) + N = \frac{1}{2}(1 + N) \cdot N \in \Theta(N^2)$$

2. **Sum of a geometric sequence:** To determine the sum of the first  $N$  terms of a geometric series we can use the following formula ( $a$  is the first term of the series,  $r$  is the common ratio):

$$a + ar + ar^2 + ar^3 + \dots + ar^{n-1} = \sum_{i=0}^{n-1} ar^i = a \cdot \left( \frac{1 - r^n}{1 - r} \right)$$

Here's an example of how we can apply this formula to determine the runtime of a function:

```

1 public static void honk(int N) {
2     for (int i = 0; i <= N; i *= 2) {
3         for (int j = 0; j < i; j += 1) {
4             System.out.println("HONK"); // Printing takes constant time.
5         }
6     }
7 }
```

The inner for loop (line 3) runs a total of  $i$  times and does a constant amount of work for each iteration. Each time the inner for loop runs, its runtime is (total number of iterations)  $\cdot$  (work per iteration)  $= i \cdot 1 = i$ . The outer for loop runs a total of  $\log N$  iterations and does  $i$  work for each iteration. To get the total runtime of `honk`, we sum up the work done for each iteration of the outer loop:

$$\begin{aligned} 1 + 2 + 4 + 8 + \dots + N &= 2^0 + 2^1 + 2^2 + 2^3 + \dots + 2^{\log_2 N} \\ &= \sum_{i=0}^{\log_2 N} 2^i \\ &= \frac{1 - 2^{\log_2 N + 1}}{1 - 2} \in \Theta(2N) \implies \Theta(N) \end{aligned}$$

In our runtime analysis of `honk`, our ratio was 2 and our last term was  $N$ . If we solve for the generic case where the ratio is  $r$  and the last term is some function of  $N$ ,  $f(N)$ , we will eventually get the following result:

$$1 + r + r^2 + r^3 + \dots + f(N)/r + f(N) = \frac{rf(N)}{r - 1} \in \Theta(f(N))$$

This is a powerful and general result that means that for any geometric series we see in a runtime problem, the runtime will run with respect to whatever the last term is.

**Recursive Runtime Tips**

A helpful way to analyze the runtime of a recursive function is to consider a tree which represents all of the function calls. In doing this you might wish to determine the following:

1. Determine the height of the tree. There are various ways in which to do this which we be shown throughout the problems below.
2. Determine the branching factor. This is typically the number of recursive function calls that are made from each call of the function. You can also use the branching factor in determining the number of nodes at any given layer of the tree.
3. Determine the amount of work done at each node relative to the input size. We should be careful here as this may or may not be the same amount of work being done at every node in a given level of the tree.
4. Calculate the entire amount of work being done in the entire function call by:

$$\sum_{\text{layers in the tree}} \frac{\# \text{ nodes}}{\text{layer}} \cdot \frac{\text{amount of work}}{1 \text{ node}}$$