Optimization Models

EECS 127 / EECS 227AT

Patricia Hidalgo-Gonzalez

EECS department
UC Berkeley

Fall 2018

LECTURE 24

Applications to Energy Systems

> The good news is, we have everything we need now to respond to the challenge of global warming. We have all the technologies we need, more are being developed. But we should not wait, we cannot wait, we must not wait.
>
> Al Gore

Outline

Introduction to energy

Overview

Our society requires energy for:

- Transportation
- Infrastructure (hospitals, buildings, street lights, etc.)
- Production of goods
- Services
- Etc.

Introduction to energy

Overview

Energy sources:

- Fossil fuel (natural gas, coal, petroleum)
- Nuclear energy
- Renewable energy (solar, wind, geothermal, hydro)

Figure: Solar panels and wind turbines.[1]

[1] Source: source: https://inhabitat.com/

Introduction to energy

Overview

Pollution from using energy by type:

- Fossil fuel: CO_2, methane, PM2.5, PM10
- Nuclear: Radioactive waste
- Renewable: Noise pollution from wind turbines

Figure: Coal power plant.[2]

[2] Source: http://www.independent.co.uk/

Introduction to energy

Energy management as an optimization problem

Therefore, as a society we have a set of **constraints** to manage our electricity system:

- Produce enough electricity to supply demand
- Maintain air pollution below permitted levels (if applies)
- Laws of physics: flow of electricity in the transmission system
- Technical characteristics of power plants (max/min capacity, start up time, maximum ramp, down time, dispatchable, baseload, etc.)
- Resource availability (wind, solar, geothermal, hydro)

There are **costs** associated to operating and expanding the electricity system:

- Fuel cost
- Maintenance cost
- Investment cost of each technology per MW
- Investment cost of transmission lines

Objective function: minimize total costs of operation and investment

Types of optimization problems in energy

Energy dispatch as transportation problem in a uninodal network

- We consider a power system with only one node (or bus).
- There are n generators of different technologies connected to the node.
- There is an hourly cost c_i for producing electricity in each generator.
- There is an hourly demand of electricity d_t.
- We consider T hours of simulation.
- Objective: Minimize total cost.
- Constraints: Generation equal to demand at each hour.
- Constraints: Each generator has a capacity limit for the power it can produce ($p_i^{\min}$ and $p_i^{\max}$).

$$
\begin{array}{lll}
\min_p & \sum_t \sum_i c_i p_{i,t} & \\
\text{subject to} & \sum_i p_{i,t} = d_t & \forall t = 1 \dots T \\
& p_{i,t} \leq p_i^{\max} & \forall i = 1, \dots, n, t = 1, \dots, T \\
& p_i^{\min} \leq p_{i,t} & \forall i = 1, \dots, n, t = 1, \dots, T
\end{array}
$$

where $p_{i,t}$ (decision variable) is the power produced [MWh] by generator i at time t. This problem is an LP!

Types of optimization problems in energy

Energy dispatch as transportation problem in a multinodal network

- We consider a network with N nodes connected by transmission lines. ℓ is the index for transmission lines. $r(\ell)$ and $s(\ell)$ are the receiving-end node and sending-end node of transmission line ℓ (respectively). $\theta_{i,t}$ is the voltage angle at node i and time t.
- There is one generator per node (can be generalized).
- Constraints: Each transmission line has a capacity limit $F_\ell^{\max}$ and susceptance B_ℓ.

$$
\begin{array}{lll}
\min_{p,p^L,\theta} & \sum_t \sum_i c_i p_{i,t} & \\
\text{subject to} & p_{i,t} - \sum_{\ell|s(\ell)=i} p^L_{\ell,t} + \sum_{\ell|r(\ell)=i} p^L_{\ell,t} = d_{i,t} & \forall i = 1,\ldots,N, t = 1\ldots,T \\
& p_{i,t} \leq p_i^{\max} & \forall i = 1,\ldots,N, t = 1,\ldots,T \\
& p_i^{\min} \leq p_{i,t} & \forall i = 1,\ldots,N, t = 1,\ldots,T \\
& p^L_{\ell,t} = B_\ell(\theta_{s(l),t} - \theta_{r(l),t}) & \forall \ell, t = 1,\ldots,T \\
& p^L_{\ell,t} \leq F_\ell^{\max} & \forall \ell, t = 1,\ldots,T \\
& -F_\ell^{\max} \leq p^L_{\ell,t} & \forall \ell, t = 1,\ldots,T
\end{array}
$$

where $p_{i,t}$ is the power by generator i at time t and $p^L_{\ell,t}$ power flow through transmission line ℓ at time t. This problem is an LP!

Types of optimization problems in energy

Power system capacity expansion and dispatch

The optimization problems introduced can become more interesting when we can decide about where and when to install more power plants and transmission lines (binary decisions). This is called a capacity expansion problem.

An open source capacity expansion model developed at UC Berkeley is the SWITCH model [3].

- Mixed Integer LP (MILP) or LP if relaxed
- Minimizes total cost of investment and operation of generation and transmission
- Area: Western Electricity Coordinating Council divided in 50 demand zones
- 10,000+ potential power plants to be installed in the WECC
- Four investment periods: 2020, 2030, 2040, 2050
- Dispatch for sampled hours simultaneously optimized with investment decisions
- 1,000,000+ decision variables
- Other regions studied: China, Chile, Nicaragua, Mexico, Hawaii, Kenya, etc.

[3] https://github.com/switch-model/

Types of optimization problems in energy

Power system capacity expansion and dispatch

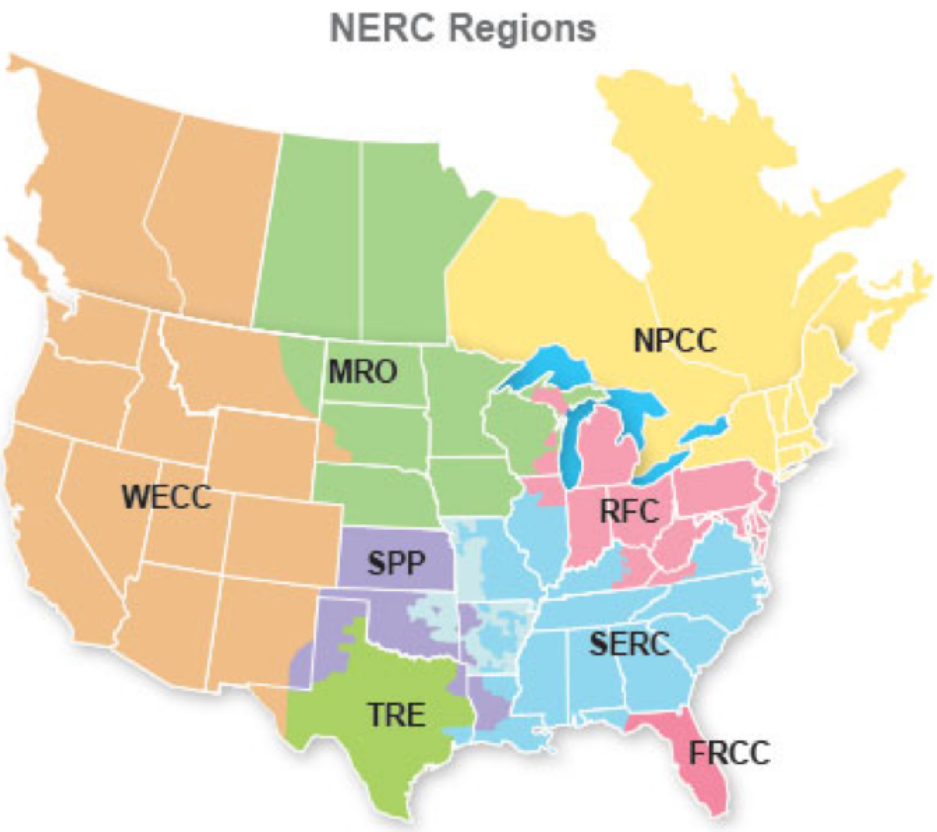

Figure: U.S. NERC regions. The SWITCH model for the US optimizes the WECC region.

Types of optimization problems in energy

Power system capacity expansion and dispatch

Some results and policy impacts

We developed a robust version of the optimization problem for the California Energy Commission. There were three possible futures under climate change (from climate models projections).

The possible futures would impact:

- Hydropower availabilty
- Hourly demands in each node

We modeled this problem as a two-stages optimization problem:

- Three scenarios with equal probabilities
- Investment decisions are equal for the three scenarios (robustness)
- Operation decisions are specific to the scenario
- Objective function: expected value of the cost of the three scenarios

Types of optimization problems in energy

Power system capacity expansion and dispatch

Some results and policy impacts [4] [5]

- Total capacity installed in the stochastic problem in the WECC by 2050 is 4% higher than in the deterministic cases.
- There was a 5.6% more of installed gas in the solution to the stochastic formulation due to a greater need of operational flexibility.

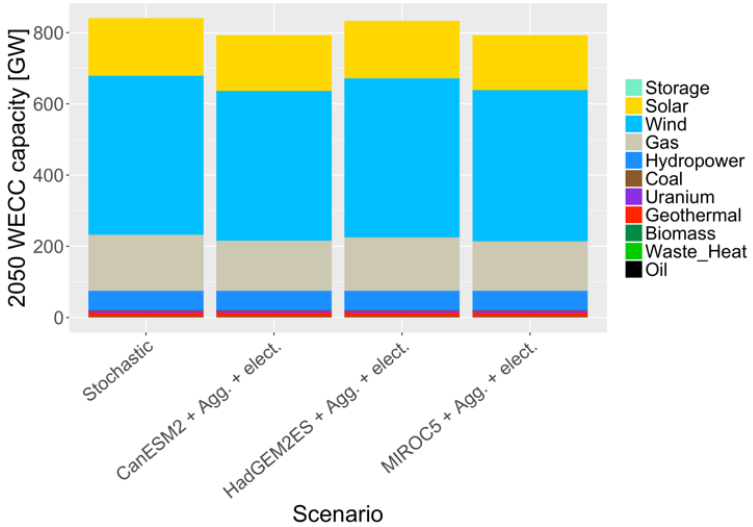

[4] Wei, M.*, Raghavan, S.*, Hidalgo-Gonzalez, P.*, Johnston, J., Henriquez, R., Kammen, D. (LBNL and UC Berkeley) 2018. Building a Healthier and more Robust Future: 2050 Low Carbon Energy Scenarios For California. Californias Fourth Climate Change Assessment, California Energy Commission. Publication.

[5] Hidalgo-Gonzalez, P.L.*, Johnston, J.L., Kammen, D.M., Stochastic power system planning under climate change in western North America (In preparation).

Types of optimization problems in energy

Exact power flow

Background

Transmission lines usually transport power in AC (Alternating Current).

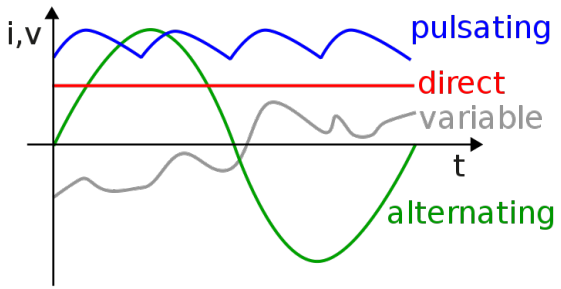

Figure: Alternating Current. Source: Wikipedia

- AC uses sinusoidal waves with fixed frequency for current (I) and voltages (V).
- Voltages can be fully described by a phase angle θ and a magnitude.
- $V = IR$, where R is the resistance. Thus, currents can also be represented by a magnitude and angle.
- More generally, R is a complex number called impedance Z.
- Voltages, currents, and impedances are represented as complex numbers in rectangular or polar form.

Types of optimization problems in energy

Exact power flow

Background

- Power, $P = VI$, which is also a complex number.
- $S = P + iQ$

Continue here...

Types of optimization problems in energy

Exact power flow

Optimal Power Flow (OPF) formulation[6] (non convex QCQP)

$$
\begin{array}{lll}
\min_{v,p,q} & C(v,p,q) & \\
\text{subject to} & p_{ij} + iq_{ij} = v_i \left(v_i^* - v_j^*\right) y_{ij}^* & \forall (i,j) \in N \times N \\
& \sum_{j=1}^{N} p_{ij} = p_i & \forall i = 1 \ldots N \\
& \sum_{j=1}^{N} q_{ij} = q_i & \forall i = 1 \ldots N \\
& \underline{p}_i \leq p_i \leq \overline{p}_i & \forall i = 1 \ldots N \\
& \underline{q}_i \leq q_i \leq \overline{q}_i & \forall i = 1 \ldots N \\
& p_{ij}^2 + q_{ij}^2 \leq \overline{s}_{ij}^2 & \forall (i,j) \in N \times N \\
& \underline{v}_i \leq v_i \leq \overline{v}_i & \forall i = 1 \ldots N
\end{array}
$$

where

p_{ij}, q_{ij}: active and reactive power from node i to j,

p_i, q_i: active and reactive power produced or consumed at node i,

v_i: voltage at node i,

$\overline{s}_{ij}$: upper limit of the apparent power from node i to j,

$\underline{p}_i$, $\underline{q}_i$, $\underline{v}_i$, $\overline{p}_i$, $\overline{q}_i$, $\overline{v}_i$: are lower and upper bounds (respectively) for active power, reactive power and voltage.

[6] J. Carpentier, "Contribution to the economic dispatch problem," Bull. Soc. Francoise Electr., vol. 3, no. 8, pp. 431-447, 1962.

Types of optimization problems in energy

Exact power flow

Optimal Power Flow (OPF) formulation (non convex QCQP)

- $C(v, p, q)$ represents a cost function of providing power to the grid. It is generally assumed to be convex.
- This exact representation of the OPF can become intractable when dimensions are high (due to being NP-hard).
- The quadratic equality constraint makes this problem non convex.
- The QCQP representation is known as AC power flow.
- Common algorithm used to solve this problem: Newton-Raphson.
- Related courses at Berkeley: Electric Power Systems (ER 254), Power Systems I and II (EE XX?), Control and Optimization for Power Systems (IEOR 290)

Types of optimization problems in energy

Convex relaxations and approximations of OPF

Approximation: An approximation of a optimization problem can be found by posing assumtions about the problem that allow to simplify/approximate certain mathematical expressions of the original problem.

For example, an assumption about the original feasible set can allow to mathematically approximate some expressions in the constraints and/or obj. function (e.g., if we assume $\theta \approx 0$, we can approxiate $sin(\theta) \approx \theta$).

Relaxation: A relaxation of an optimization problem can be found by *relaxing* some constraints in the original problem. To *relax* a constraint refers to substituting the feasible set for a feasible set that contains the original one.

For example, a relaxation of $x_1 + x_2 = 0$ could be $x_1 + x_2 \leq 0$.

Notice that the feasible set of a relaxation of an optimization problem will always contain the feasible set of the original problem. Thus, it provides a lower bound for the optimal value of the original problem.

Types of optimization problems in energy

Convex relaxations and approximations of OPF

The most popular relaxations and approximations are:

1. OPF as LP (approximation)
2. OPF as decoupled LP (approximation)
3. OPF as SDP (relaxation)
4. OPF as SOCP (relaxation)

A good resource for this topic is J. A. Taylor, *Convex Optimization of Power Systems*. Cambridge University Press, Cambridge, UK, 2015.
Put picture of front of Josh's book .

A good course that provides mathematical background: **EE 227BT**.

Types of optimization problems in energy

Convex relaxations and approximations of power flow

1. OPF as LP (approximation)

The linear approximation of the OPF can be obtained using the polar coordinates representation of the exact OPF (QCQP) and enforcing the following assumptions:

- Susceptances are much larger than conductances ($g_{ij} << b_{ij} \Rightarrow g_{ij} \approx 0$).
- Voltage magnitudes close to 1 per unit ($|v_i|$=1).
- Voltage angles are small enough to approximate $sin(\theta_i - \theta_j)$ as $\theta_i - \theta_j$.
- Reactive power flows q are zero (too small compared to active power p).

Thus, the LP approximation can be written as

$$\begin{array}{lll} \min_{v,p,q} & C(v,p,q) & \\ \text{subject to} & \sum_{j=1}^{N} p_{ij} = p_i & \forall i = 1...N \\ & \underline{p}_i \leq p_i \leq \overline{p}_i & \forall i = 1...N \\ & |p_{ij}| \leq \overline{s}_{ij} & \forall (i,j) \in N \times N \\ & p_{ij} = b_{ij}(\theta_i - \theta_j) & \forall (i,j) \in N \times N \end{array}$$

This representation is colloquially known as DC power flow.

Types of optimization problems in energy

Convex relaxations and approximations of power flow

2. OPF as decoupled LP (approximation)

This decoupled linear approximation [7] can be derived from the exact OPF (QCQP) transforming it to polar coordinates and under the following assumptions:

- Susceptances are much larger than conductances ($g_{ij} << b_{ij} \Rightarrow g_{ij} \approx 0$).
- Voltage magnitudes close to 1 per unit ($|v_i|$=1).
- Voltage angles are small enough to approximate $sin(\theta_i - \theta_j)$ as $\theta_i - \theta_j$ and $cos(\theta_i - \theta_j) \approx 1$.

[7] B. Stott and O. Alsac, "Fast Decoupled Load Flow," in IEEE Transactions on Power Apparatus and Systems, vol. PAS-93, no. 3, pp. 859-869, May 1974.

Types of optimization problems in energy

Convex relaxations and approximations of power flow

2. OPF as decoupled LP (approximation)

Thus, the decoupled LP approximation can be written as

$$
\begin{array}{lll}
\min_{v,p,q} & C(v,p,q) & \\
\text{subject to} & \sum_{j=1}^{N} p_{ij} = p_i & \forall i = 1 \ldots N \\
& \underline{p}_i \leq p_i \leq \overline{p}_i & \forall i = 1 \ldots N \\
& |p_{ij}| \leq \overline{s}_{ij} & \forall (i,j) \in N \times N \\
& p_{ij} = b_{ij}(\theta_i - \theta_j) & \forall (i,j) \in N \times N \\
& \sum_{j=1}^{N} q_{ij} = q_i & \forall i = 1 \ldots N \\
& \underline{q}_i \leq q_i \leq \overline{q}_i & \forall i = 1 \ldots N \\
& \underline{v}_i \leq |v_i| \leq \overline{v}_i & \forall i = 1 \ldots N \\
& q_{ij} = b_{ij}(|v_i| - |v_j|) & \forall (i,j) \in N \times N
\end{array}
$$

Types of optimization problems in energy

Convex relaxations and approximations of power flow

3. OPF as SDP (relaxation)

We start writing a nonconvex SDP of the exact OPF, from which we derive the convex SDP relaxation[8].

$$\begin{array}{lll} \min_{V,p,q} & C(V,p,q) & \\ \text{subject to} & p_{ij} + iq_{ij} = (V_{ii} - V_{ij})\, y_{ij}^* & \forall (i,j) \in N\text{x}N \\ & \underline{v}_i^2 \leq V_{ii} \leq \overline{v}_i^2 & \forall i = 1 \ldots N \\ & V \succeq 0 & \\ & \text{rank } V = 1 & \end{array}$$

where $V = vv^*$. $V = vv^*$ can be written as $V \succeq 0$ and rank $V = 1$. From this representation, we relax the problem by dropping the rank 1 constraint and we obtain the convex SDP relaxation of the OPF:

$$\begin{array}{lll} \min_{V,p,q} & C(V,p,q) & \\ \text{subject to} & p_{ij} + iq_{ij} = (V_{ii} - V_{ij})\, y_{ij}^* & \forall (i,j) \in N\text{x}N \\ & \underline{v}_i^2 \leq V_{ii} \leq \overline{v}_i^2 & \forall i = 1 \ldots N \\ & V \succeq 0 & \end{array}$$

[8] R. A. Jabr, "Radial distribution load flow using conic programming," IEEE Trans. Power Syst., vol. 21, no. 3, pp. 1458-1459, Aug. 2006.

Types of optimization problems in energy

Convex relaxations and approximations of power flow

4. OPF as SOCP (relaxation) This relaxation can be derived from the nonconvex SDP of the exact OPF:

$$\begin{array}{lll} \min_{V,p,q} & C(V,p,q) & \\ \text{subject to} & p_{ij} + iq_{ij} = (V_{ii} - V_{ij})\, y_{ij}^* & \forall (i,j) \in N\text{x}N \\ & \underline{v}_i^2 \leq V_{ii} \leq \overline{v}_i^2 & \forall i = 1 \ldots N \\ & V \succeq 0 & \\ & \text{rank } V = 1 & \end{array}$$

To obtain the SOCP relaxation we drop the constraint rank $V = 1$ and relax the constraint $V \succeq 0$ by using a necessary (but not sufficient) condition $V_{ij} V_{ij}^* \leq V_{ii} V_{jj}$ and $V_{ii} \geq 0$. Therefore, the SOCP relaxation can be written as follows

$$\begin{array}{lll} \min_{V,p,q} & C(V,p,q) & \\ \text{subject to} & p_{ij} + iq_{ij} = (V_{ii} - V_{ij})\, y_{ij}^* & \forall (i,j) \in N\text{x}N \\ & \underline{v}_i^2 \leq V_{ii} \leq \overline{v}_i^2 & \forall i = 1 \ldots N \\ & V_{ij} V_{ij}^* \leq V_{ii} V_{jj} & \forall (i,j) \in N\text{x}N \\ & V_{ii} \geq 0 & \forall i = 1 \ldots N \end{array}$$

Approximations and relaxations discussion

Notes about linear approximations:

- Linear approximations have served for many years to solve the OPF problem in a quick an efficient way.
- However, they cannot represent the system where the voltage and angles in the nodes are under stress and differ from 1 per unit and the sine of the angle cannot be approximated by the angle.
- These "stressed" conditions are the case, for example, of high penetration of distributed photovoltaic panels, blackouts, etc.
- Thus, linear approximations do not serve to study the operation details needed in extreme cases.

Approximations and relaxations discussion

Notes about convex relaxations:

- They at least provide a lower bound for the value of the optimal objective function.
- In some cases, the optimal solution of the relaxations could also be feasible in the original problem. If that is the case, the solution found by the relaxation could also be the optimal solution for the original problem.
- Under mild assumptions, exactness occurs in radial networks[9] [10] [11] [12].

[9] J. Lavaei and S. H. Low, "Zero Duality Gap in Optimal Power Flow Problem," in IEEE Transactions on Power Systems, vol. 27, no. 1, pp. 92-107, Feb. 2012.

[10] S. Low, "Convex Relaxation of Optimal Power Flow-Part I: Formulations and Equivalence," in IEEE Transactions on Control of Network Systems, vol. 1, no. 1, pp. 15-27, March 2014.

[11] S. Low, "Convex Relaxation of Optimal Power Flow-Part II: Exactness," in IEEE Transactions on Control of Network Systems, vol. 1, no. 2, pp. 177-189, June 2014.

[12] B. Zhang and D. Tse, "Geometry of injection regions of power networks," in IEEE Transactions on Power Systems, vol. 28, no. 2, pp. 788-797, May 2013.

Types of optimization problems in energy

Uncertainty

There are several parameters subject to uncertainty for all the problems introduced:

- Hourly electricity demand
- Resource availability (solar irradiance, wind speed, hydropower availability)
- Future cost uncertainty
- Etc.

Explain how robust optimization is used in this field (application of material covered in our class!).

Frequency control

Dynamical systems and control

Recap from Laurent's slides on control

Frequency control

Examples of controllers

Proportional (droop), MPC, LQR (recap from Laurents slides)

Frequency control

Virtual inertia

Summarize why virtual inertia is being proposed. Summarize existing work (Poolla, Ulbig, Mallada, Dorfler, etc.). Next slide: Define hybrid system. Introduce power systems hybrid system. Introduce controllers we test. Show figures with results.

Machine Learning in energy

Overview

- Energy dispatch
- learn controllers
- energy efficiency
- clustering resources
- prediction of electricity demand

Conclusions and take-aways

Make sure to mention why each of these applications make our lives easier (make modeling easier, computation tractable, etc.)