EE16A Lab 105
Tue 5-8pm

Today's Agenda

- ✘ About Us
- ✘ About Lab: Policies & Overview
- ✘ Account Forms
- ✘ Anaconda Installation

Andrew Blatner – GSI

ablatner@berkeley.edu

- ✘ 4th year EECS
- ✘ EE16B lab development su15
- ✘ EE16B lab assistant fa15/sp16
- ✘ Rock climbing, backpacking, skiing
- ✘ Greek life



Rachael Boyle- Lab Assistant

- ✘ Electrical Engineering and Computer Science major
- ✘ Second year- took EE16A and EE16B last year!
- ✘ Random interests: travel, reading books that make me cry, and eating pasta

Prithvi Akella – Lab Assistant

- ✘ 3rd year Mechanical Engineer
  - ✗ Focus: Dynamics (Fluid and general), Controls
  - ✗ PhD bound (hopefully)
- ✘ Took this class last semester
- ✘ Random interests: chess, movies, video games

Aditya Arun – Lab Assistant

- ✘ I'm a second year Engineering Physics major
- ✘ I also took EE16A in Sp '16
- ✘ I love to hike and in my free time I enjoy cooking

Lab Logistics & Policies

- ✘ Go to your registered section.
- ✘ Work in groups of 2
- ✘ Arrive on time! Doors will close at Berkeley time.
- ✘ Individual lab score is binary: complete / incomplete.
- ✘ **Free 15%** of your grade!
- ✘ Buffer Weeks? What are those?
- ✘ Lab is for lab and 16A related work.
- ✘ Clean up after yourself.
- ✘ Use the Lab Machines.
- ✘ Do NOT touch/use equipment you are unfamiliar with!
- ✘ Help your peers!



Semester Outline

Imaging Module

Touchscreen Module

Locationing Module

“Lab is awesome! It inspired me to start more personal projects.”

-Fall ‘15 student

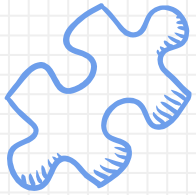

“I really enjoy lab because it’s the physical manifestation of lecture. Learning about something is one thing, but actually building it is much more rewarding.”

-A hands-on learner



“Even though my lab is at 8am, I always looks forward to going because it's so much fun! It’s like breakfast...for your brain!”

-Actual 16A student...not kidding

Account Forms

- ✘ ☐ Go to:

  https://acropolis.cs.berkeley.edu/~account/w

- ✘ ☐ Click on **Login using your CALNET ID** button.

- ✘ ☐ Click on **Get new account** button next to EE16A.

- ✘ ☐ **EMAIL YOUR ACCOUNT FORM TO YOURSELF!**



Anaconda Installation

- ✘ Go to **https://www.continuum.io/downloads**
- ✘ Download the **Python 3.5** package for your OS.
- ✘ Follow the instructions for your OS on the Continuum website.
- ✘ Download **dis0b.ipynb** from the course website.
- ✘ Open a terminal window and navigate to **dis0b.ipynb**. Run the command "**ipython notebook dis0b.ipynb**" and verify that it works.