

Welcome to EECS 16A!

Designing Information Devices and Systems I

Ana Arias and Miki Lustig
Sp 2022

Lecture 1A
Gaussian Elimination
Vectors



What is linear algebra?

- The study of linear functions and linear equations, typically using vectors and matrices
- Linearity is not always applicable, but can be a good first-order approximation
- There exist good fast algorithms to solve these problems

Linear Equations

- Definition:

Consider: $f(x_1, x_2, \dots, x_N) : \mathbb{R}^n \rightarrow \mathbb{R}$

f is linear if the following identity holds:

(1) Homogeneity:

$$f(\alpha x_1, \dots, \alpha x_N) = \alpha f(x_1, \dots, x_N)$$

(2) Super Position (distributivity): if $x_i = y_i + z_i$, then

$$f(y_1 + z_1, \dots, y_N + z_N) = f(y_1, \dots, y_N) + f(z_1, \dots, z_N)$$

Claim: linear functions can always be expressed as:

$$f(x_1, x_2, \dots, x_N) = c_1 x_1 + c_2 x_2 + \dots + c_N x_N$$

Proof for \mathbb{R}^2

- $f(x_1, x_2) : \mathbb{R}^2 \Rightarrow \mathbb{R}$ is linear. Need to prove: $f(x_1, x_2) = c_1x_1 + c_2x_2$

Trick:

$$\begin{aligned}x_1 &= 1 \cdot \overset{y_1}{x_1} + 0 \cdot \overset{z_1}{x_2} && \Rightarrow x_1 = x_1y_1 + x_2z_1 \\x_2 &= 0 \cdot \underset{y_2}{x_1} + 1 \cdot \underset{z_2}{x_2} && \Rightarrow x_2 = x_1y_2 + x_2z_2\end{aligned}$$

So,

$$\begin{aligned}f(x_1, x_2) &= f(x_1y_1 + x_2z_1, x_1y_2 + x_2z_2) \\&= f(x_1y_1, x_1y_2) + f(x_2z_1, x_2z_2) \\&= x_1f(y_1, y_2) + x_2f(z_1, z_2) \\&= x_1 \underset{c_1}{f(1, 0)} + x_2 \underset{c_2}{f(0, 1)} \\&= c_1x_1 + c_2x_2\end{aligned}$$

Linear Set of Equations

- Consider the set of M linear equations with N variables:

$$a_{11}x_1 + a_{12}x_2 + \cdots + a_{1N}x_N = b_1$$

$$a_{21}x_1 + a_{22}x_2 + \cdots + a_{2N}x_N = b_2$$


$$\vdots \qquad \qquad \qquad \vdots$$

$$a_{M1}x_1 + a_{M2}x_2 + \cdots + a_{MN}x_N = b_M$$

- Can be written compactly using augmented matrix:

$$\left[\begin{array}{cccc|c} a_{11} & a_{12} & \cdots & a_{1N} & b_1 \\ a_{21} & a_{22} & \cdots & a_{2N} & b_2 \\ \vdots & & \vdots & & \vdots \\ a_{M1} & a_{M2} & \cdots & a_{MN} & b_M \end{array} \right]$$

Back to Tomography



4

3

2 5

$3\sqrt{2}$

$$1 \cdot x_1 + 1 \cdot x_2 + 0 \cdot x_3 + 0 \cdot x_4 = 4$$

$$0 \cdot x_1 + 0 \cdot x_2 + 1 \cdot x_3 + 1 \cdot x_4 = 3$$

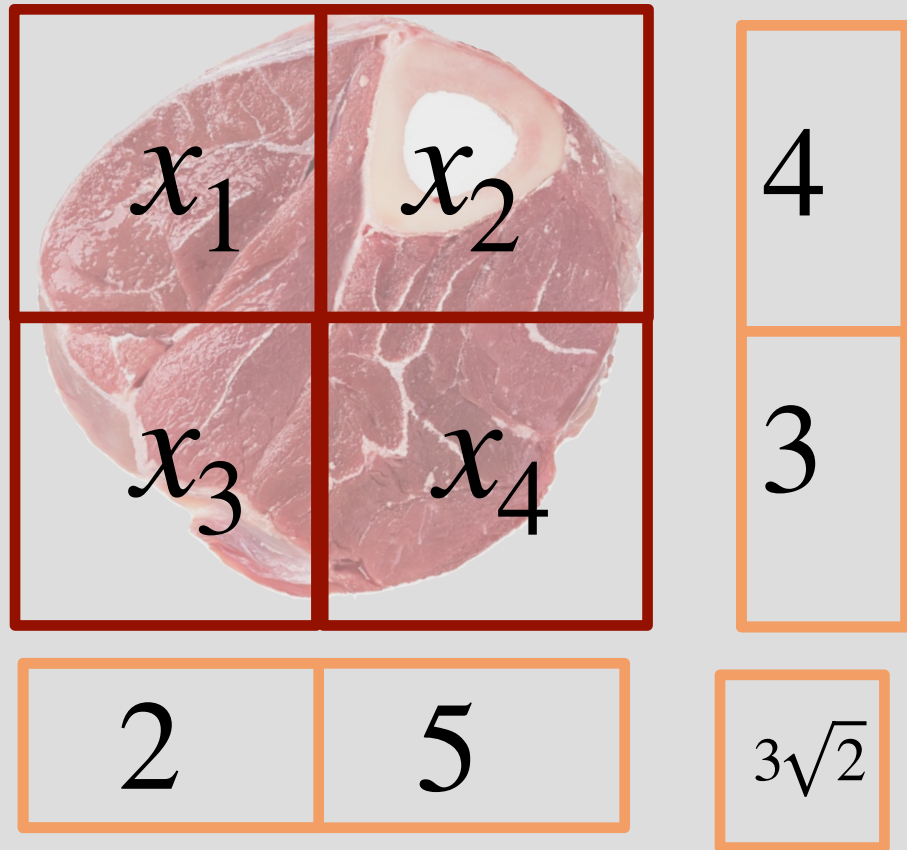
$$1 \cdot x_1 + 0 \cdot x_2 + 1 \cdot x_3 + 0 \cdot x_4 = 2$$

$$0 \cdot x_1 + 1 \cdot x_2 + 0 \cdot x_3 + 1 \cdot x_4 = 5$$

$$\sqrt{2}x_1 + 0 \cdot x_2 + 0 \cdot x_3 + \sqrt{2}x_4 = 3\sqrt{2}$$

$$\left[\begin{array}{c|c} & \\ \hline & \\ \hline & \\ \hline & \end{array} \right]$$

Back to Tomography



How do we solve it?

$$1 \cdot x_1 + 1 \cdot x_2 + 0 \cdot x_3 + 0 \cdot x_4 = 4$$

$$0 \cdot x_1 + 0 \cdot x_2 + 1 \cdot x_3 + 1 \cdot x_4 = 3$$

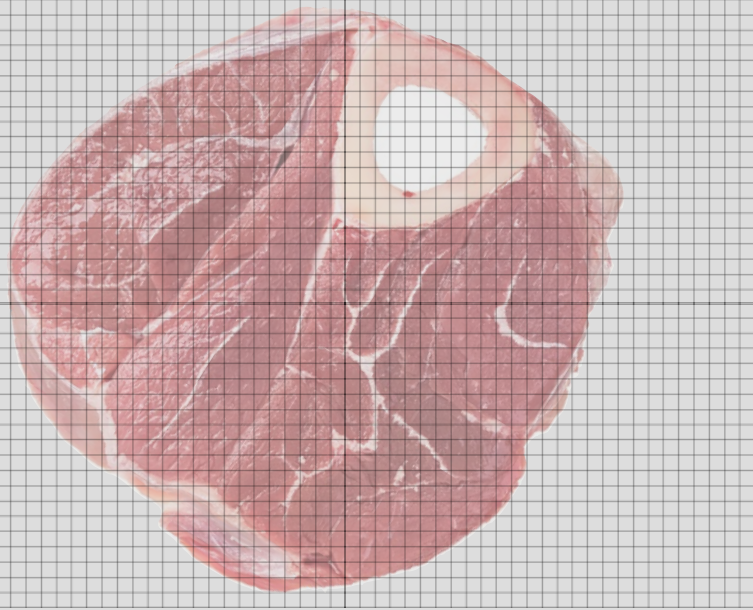
$$1 \cdot x_1 + 0 \cdot x_2 + 1 \cdot x_3 + 0 \cdot x_4 = 2$$

$$0 \cdot x_1 + 1 \cdot x_2 + 0 \cdot x_3 + 1 \cdot x_4 = 5$$

$$\sqrt{2}x_1 + 0 \cdot x_2 + 0 \cdot x_3 + \sqrt{2}x_4 = 3\sqrt{2}$$


$$\left[\begin{array}{cccc|c} 1 & 1 & 0 & 0 & 4 \\ 0 & 0 & 1 & 1 & 3 \\ 1 & 0 & 1 & 0 & 2 \\ 0 & 1 & 0 & 1 & 5 \\ \sqrt{2} & 0 & 0 & \sqrt{2} & 3\sqrt{2} \end{array} \right]$$

Back to Tomography



$$\begin{aligned} x_1 + x_2 + \dots + x_N &= b_1 \\ \dots & \\ x_1 &= b_n \end{aligned}$$

How do we systematically solve it?



Algorithm for solving linear equations

- Three basic operations that don't change a solution:
 1. Multiply an equation with *nonzero* scalar
 2. Adding a scalar constant multiple of one equation to another
 3. Swapping equations

Algorithm for solving linear equations

- Three basic operations that don't change a solution:
 1. Multiply an equation with *nonzero* scalar
 2. Adding a scalar constant multiple of one equation to another
 3. Swapping equations

$$(1) \quad x + y = 2$$

$$(2) \quad 3x + 2y = 5$$

and

$$(1) \quad 3x + 2y = 5$$

$$(2) \quad x + y = 2$$

Have the same solution

Proof: Pretty obvious!

Algorithm for solving linear equations

- Three basic operations that don't change a solution:

1. Multiply an equation with *nonzero* scalar

$2x + 3y = 4$ has the same solution as: $4x + 6y = 8$

Proof for N=2:

Let $ax + by = c$, with solution x_0, y_0
 $\Rightarrow ax_0 + by_0 = c$

Show that $\beta ax + \beta by = \beta c$,
has the same solution.

Substitute x_0, y_0 for x, y :

$$\beta ax_0 + \beta by_0 = \beta c$$

$$\beta(ax_0 + by_0) = \beta c$$

$$\beta c = \beta c \quad \text{But is it the only solution?}$$

$\beta ax + \beta by = \beta c$, with solution: x_1, y_1
 $\Rightarrow \beta ax_1 + \beta by_1 = \beta c$

Show that $ax + by = c$,
has the same solution.....

Since $\beta \neq 0$

$$\beta ax_1 + \beta by_1 = \beta c \Rightarrow ax_1 + by_1 = c$$

SOLUTION OF ONE, IMPLIES THE OTHER
AND VICE-VERSA!

Algorithm for solving linear equations

- Three basic operations that don't change a solution:
 1. Multiply an equation with *nonzero* scalar
 2. Adding a scalar constant multiple of one equation to another

$$(1) \quad x + y = 2$$

$$(2) \quad 3x + 2y = 5$$

and

$$(1) \quad x + y = 2$$

$$3 \times (1) + (2) \quad 6x + 5y = 11$$

Have the same solution

Concept of proof: look at explicit solution, show they are the same

Also show the reverse — by applying the reverse operations

Upper Diagonal Systems

- Consider the following equations:

$$\begin{array}{rclclcl} x & - & y & + & 2z & = & 1 \\ & & y & - & z & = & 2 \\ & & & & z & = & 1 \end{array}$$

$$\left[\begin{array}{ccc|c} & & & \\ & & & \\ & & & \end{array} \right]$$

Upper Diagonal Systems

- Consider the following equations:

$$\begin{array}{rcl} x - y + 2z & = & 1 \\ & y - z & = 2 \\ & & z = 1 \end{array}$$

$$\left[\begin{array}{ccc|c} 1 & -1 & 2 & 1 \\ 0 & 1 & -1 & 2 \\ 0 & 0 & 1 & 1 \end{array} \right]$$

- Why are they easy to solve?

More general Row Echelon in the notes!

Upper Triangular matrix \ Row Echelon

$$\left[\begin{array}{ccc|c} 1 & * & * & * \\ 0 & 1 & * & * \\ 0 & 0 & 1 & * \end{array} \right]$$

Pivots

Gaussian Elimination

- Row-reduction to upper triang (Row echelon):

Step I

$$\left[\begin{array}{ccc|c} & & & (1) \\ & & & (2) \\ & & & (3) \end{array} \right]$$

$$\begin{array}{rccccrcr} x & - & y & + & 2z & = & 1 \\ 2x & + & y & + & z & = & 8 \\ -4x & + & 5y & & & = & 7 \end{array}$$

Gaussian Elimination

- Row-reduction to upper triang (Row echelon):

$$\begin{array}{rcccccc} x & - & y & + & 2z & = & 1 \\ 2x & + & y & + & z & = & 8 \\ -4x & + & 5y & & & = & 7 \end{array}$$

Step I

$$\left[\begin{array}{ccc|c} 1 & -1 & 2 & 1 \\ 2 & 1 & 1 & 8 \\ -4 & 5 & 0 & 7 \end{array} \right] \begin{array}{l} (1) \\ (2) \\ (3) \end{array}$$

Step II

$$\begin{array}{l} (2) - 2 \times (1) \\ (3) + 4 \times (1) \end{array} \left[\begin{array}{ccc|c} 1 & -1 & 2 & 1 \\ & & & \\ & & & \end{array} \right] \begin{array}{l} (1) \\ (2) \\ (3) \end{array}$$

Gaussian Elimination

- Row-reduction to upper triang (Row echelon):

$$\begin{array}{rccccrcr} x & - & y & + & 2z & = & 1 \\ 2x & + & y & + & z & = & 8 \\ -4x & + & 5y & & & = & 7 \end{array}$$

Step I

$$\left[\begin{array}{ccc|c} 1 & -1 & 2 & 1 \\ 2 & 1 & 1 & 8 \\ -4 & 5 & 0 & 7 \end{array} \right] \begin{array}{l} (1) \\ (2) \\ (3) \end{array}$$

Step II

$$\begin{array}{l} (2) - 2 \times (1) \\ (3) + 4 \times (1) \end{array} \left[\begin{array}{ccc|c} 1 & -1 & 2 & 1 \\ 0 & 3 & -3 & 6 \\ 0 & 1 & 8 & 11 \end{array} \right] \begin{array}{l} (1) \\ (2) \\ (3) \end{array}$$

Step III

$$(2)/3 \left[\begin{array}{ccc|c} 1 & -1 & 2 & 1 \\ & & & \\ & & & \end{array} \right] \begin{array}{l} (1) \\ (2) \\ (3) \end{array}$$

Gaussian Elimination

$$\begin{array}{rclcrcl} x & - & y & + & 2z & = & 1 \\ 2x & + & y & + & z & = & 8 \\ -4x & + & 5y & & & = & 7 \end{array}$$

- Row-reduction to upper triang (Row echelon):

Step I

$$\left[\begin{array}{ccc|c} 1 & -1 & 2 & 1 \\ 2 & 1 & 1 & 8 \\ -4 & 5 & 0 & 7 \end{array} \right] \begin{array}{l} (1) \\ (2) \\ (3) \end{array}$$

Step IV

$$\begin{array}{l} (3) - (2) \end{array} \left[\begin{array}{ccc|c} 1 & -1 & 2 & 1 \\ 0 & 1 & -1 & 2 \\ & & & \end{array} \right] \begin{array}{l} (1) \\ (2) \\ (3) \end{array}$$

Step II

$$\begin{array}{l} (2) - 2 \times (1) \\ (3) + 4 \times (1) \end{array} \left[\begin{array}{ccc|c} 1 & -1 & 2 & 1 \\ 0 & 3 & -3 & 6 \\ 0 & 1 & 8 & 11 \end{array} \right] \begin{array}{l} (1) \\ (2) \\ (3) \end{array}$$

Step III

$$(2)/3 \left[\begin{array}{ccc|c} 1 & -1 & 2 & 1 \\ 0 & 1 & -1 & 2 \\ 0 & 1 & 8 & 11 \end{array} \right] \begin{array}{l} (1) \\ (2) \\ (3) \end{array}$$

Gaussian Elimination

$$\begin{array}{rclcrcl} x & - & y & + & 2z & = & 1 \\ 2x & + & y & + & z & = & 8 \\ -4x & + & 5y & & & = & 7 \end{array}$$

- Row-reduction to upper triang (Row echelon):

Step I

$$\left[\begin{array}{ccc|c} 1 & -1 & 2 & 1 \\ 2 & 1 & 1 & 8 \\ -4 & 5 & 0 & 7 \end{array} \right] \begin{array}{l} (1) \\ (2) \\ (3) \end{array}$$

Step IV

$$\begin{array}{l} (3) - (2) \end{array} \left[\begin{array}{ccc|c} 1 & -1 & 2 & 1 \\ 0 & 1 & -1 & 2 \\ 0 & 0 & 9 & 9 \end{array} \right] \begin{array}{l} (1) \\ (2) \\ (3) \end{array}$$

Step II

$$\begin{array}{l} (2) - 2 \times (1) \\ (3) + 4 \times (1) \end{array} \left[\begin{array}{ccc|c} 1 & -1 & 2 & 1 \\ 0 & 3 & -3 & 6 \\ 0 & 1 & 8 & 11 \end{array} \right] \begin{array}{l} (1) \\ (2) \\ (3) \end{array}$$

Step V

$$(3)/9 \left[\begin{array}{ccc|c} 1 & -1 & 2 & 1 \\ 0 & 1 & -1 & 2 \\ & & & \end{array} \right] \begin{array}{l} (1) \\ (2) \\ (3) \end{array}$$

Step III

$$(2)/3 \left[\begin{array}{ccc|c} 1 & -1 & 2 & 1 \\ 0 & 1 & -1 & 2 \\ 0 & 1 & 8 & 11 \end{array} \right] \begin{array}{l} (1) \\ (2) \\ (3) \end{array}$$

Gaussian Elimination

$$\begin{array}{rclcrcl} x & - & y & + & 2z & = & 1 \\ 2x & + & y & + & z & = & 8 \\ -4x & + & 5y & & & = & 7 \end{array}$$

- Row-reduction to upper triang (Row echelon):

Step I

$$\left[\begin{array}{ccc|c} 1 & -1 & 2 & 1 \\ 2 & 1 & 1 & 8 \\ -4 & 5 & 0 & 7 \end{array} \right] \begin{array}{l} (1) \\ (2) \\ (3) \end{array}$$

Step IV

$$\begin{array}{l} (3) - (2) \end{array} \left[\begin{array}{ccc|c} 1 & -1 & 2 & 1 \\ 0 & 1 & -1 & 2 \\ 0 & 0 & 9 & 9 \end{array} \right] \begin{array}{l} (1) \\ (2) \\ (3) \end{array}$$

Step II

$$\begin{array}{l} (2) - 2 \times (1) \\ (3) + 4 \times (1) \end{array} \left[\begin{array}{ccc|c} 1 & -1 & 2 & 1 \\ 0 & 3 & -3 & 6 \\ 0 & 1 & 8 & 11 \end{array} \right] \begin{array}{l} (1) \\ (2) \\ (3) \end{array}$$

Step V

$$(3)/9 \left[\begin{array}{ccc|c} 1 & -1 & 2 & 1 \\ 0 & 1 & -1 & 2 \\ 0 & 0 & 1 & 1 \end{array} \right] \begin{array}{l} (1) \\ (2) \\ (3) \end{array}$$

Step III

$$(2)/3 \left[\begin{array}{ccc|c} 1 & -1 & 2 & 1 \\ 0 & 1 & -1 & 2 \\ 0 & 1 & 8 & 11 \end{array} \right] \begin{array}{l} (1) \\ (2) \\ (3) \end{array}$$

Pivots

Gaussian Elimination Cont.

- Back substitution:

Step V

$$\left[\begin{array}{ccc|c} 1 & -1 & 2 & 1 \\ 0 & 1 & -1 & 2 \\ 0 & 0 & 1 & 1 \end{array} \right] \begin{array}{l} (1) \\ (2) \\ (3) \end{array}$$

Step VI

(1) - 2 × (3)

(2) + (3)

$$\left[\begin{array}{ccc|c} & & & \\ & & & \\ 0 & 0 & 1 & 1 \end{array} \right] \begin{array}{l} (1) \\ (2) \\ (3) \end{array}$$

$$\begin{array}{rclclcl} x & - & y & + & 2z & = & 1 \\ 2x & + & y & + & z & = & 8 \\ -4x & + & 5y & & & = & 7 \end{array}$$

Gaussian Elimination Cont.

$$\begin{array}{rccccrc} x & - & y & + & 2z & = & 1 \\ 2x & + & y & + & z & = & 8 \\ -4x & + & 5y & & & = & 7 \end{array}$$

- Back substitution:

Step V

$$\left[\begin{array}{ccc|c} 1 & -1 & 2 & 1 \\ 0 & 1 & -1 & 2 \\ 0 & 0 & 1 & 1 \end{array} \right] \begin{array}{l} (1) \\ (2) \\ (3) \end{array}$$

Step VI

(1) - 2 × (3)

(2) + (3)

$$\left[\begin{array}{ccc|c} 1 & -1 & 0 & -1 \\ 0 & 1 & 0 & 3 \\ 0 & 0 & 1 & 1 \end{array} \right] \begin{array}{l} (1) \\ (2) \\ (3) \end{array}$$

Step VII

(1) + (2)

$$\left[\begin{array}{ccc|c} & & & \\ 0 & 1 & 0 & 3 \\ 0 & 0 & 1 & 1 \end{array} \right] \begin{array}{l} (1) \\ (2) \\ (3) \end{array}$$

Gaussian Elimination Cont.

$$\begin{array}{rccccrc} x & - & y & + & 2z & = & 1 \\ 2x & + & y & + & z & = & 8 \\ -4x & + & 5y & & & = & 7 \end{array}$$

- Back substitution:

Step V

$$\left[\begin{array}{ccc|c} 1 & -1 & 2 & 1 \\ 0 & 1 & -1 & 2 \\ 0 & 0 & 1 & 1 \end{array} \right] \begin{array}{l} (1) \\ (2) \\ (3) \end{array}$$

Step VI

(1) - 2 × (3)

(2) + (3)

$$\left[\begin{array}{ccc|c} 1 & -1 & 0 & -1 \\ 0 & 1 & 0 & 3 \\ 0 & 0 & 1 & 1 \end{array} \right] \begin{array}{l} (1) \\ (2) \\ (3) \end{array}$$


Step VII

(1) + (2)

$$\left[\begin{array}{ccc|c} 1 & 0 & 0 & 2 \\ 0 & 1 & 0 & 3 \\ 0 & 0 & 1 & 1 \end{array} \right] \begin{array}{l} (1) \\ (2) \\ (3) \end{array}$$

x y z

Diagonal/identity matrix
(reduced Row-Echelon form)



$$\begin{array}{rcl} x & = & 2 \\ y & = & 3 \\ z & = & 1 \end{array}$$



Back to Tomography

$$1 \cdot x_1 + 1 \cdot x_2 + 0 \cdot x_3 + 0 \cdot x_4 = 4$$

$$0 \cdot x_1 + 0 \cdot x_2 + 1 \cdot x_3 + 1 \cdot x_4 = 3$$

$$1 \cdot x_1 + 0 \cdot x_2 + 1 \cdot x_3 + 0 \cdot x_4 = 2$$

$$0 \cdot x_1 + 1 \cdot x_2 + 0 \cdot x_3 + 1 \cdot x_4 = 5$$



$$\left[\begin{array}{cccc|c} 1 & 1 & 0 & 0 & 4 \\ 0 & 0 & 1 & 1 & 3 \\ 1 & 0 & 1 & 0 & 2 \\ 0 & 1 & 0 & 1 & 5 \end{array} \right]$$

How do we solve it?

Back to Tomography

Step I

$$\left[\begin{array}{cccc|c} 1 & 1 & 0 & 0 & 4 \\ 0 & 0 & 1 & 1 & 3 \\ 1 & 0 & 1 & 0 & 2 \\ 0 & 1 & 0 & 1 & 5 \end{array} \right] \begin{array}{l} (1) \\ (2) \\ (3) \\ (4) \end{array}$$

Step II

$$\left[\begin{array}{cccc|c} 1 & 1 & 0 & 0 & 4 \\ 0 & 0 & 1 & 1 & 3 \\ & & & & \\ & & & & \end{array} \right] \begin{array}{l} (1) \\ (2) \\ (3) \\ (4) \end{array}$$

(3) - (1)

Step III

$$\left[\begin{array}{cccc|c} 1 & 1 & 0 & 0 & 4 \\ & & & & \\ & & & & \\ & & & & \end{array} \right] \begin{array}{l} (1) \\ (2) \\ (3) \\ (4) \end{array}$$

(4)

(2)

Step IV

$$\left[\begin{array}{cccc|c} 1 & 1 & 0 & 0 & 4 \\ 0 & 1 & 0 & 1 & 5 \\ & & & & \\ & & & & \end{array} \right] \begin{array}{l} (1) \\ (2) \\ (3) \\ (4) \end{array}$$

(3) + (2)

Step V

$$\left[\begin{array}{cccc|c} 1 & 1 & 0 & 0 & 4 \\ 0 & 1 & 0 & 1 & 5 \\ 0 & 0 & 1 & 1 & 3 \\ & & & & \end{array} \right] \begin{array}{l} (1) \\ (2) \\ (3) \\ (4) \end{array}$$

(4) - (3)

Back to Tomography

Step I

$$\left[\begin{array}{cccc|c} 1 & 1 & 0 & 0 & 4 \\ 0 & 0 & 1 & 1 & 3 \\ 1 & 0 & 1 & 0 & 2 \\ 0 & 1 & 0 & 1 & 5 \end{array} \right] \begin{array}{l} (1) \\ (2) \\ (3) \\ (4) \end{array}$$

Step II

(3) - (1)

$$\left[\begin{array}{cccc|c} 1 & 1 & 0 & 0 & 4 \\ 0 & 0 & 1 & 1 & 3 \\ 0 & -1 & 1 & 0 & -2 \\ 0 & 1 & 0 & 1 & 5 \end{array} \right] \begin{array}{l} (1) \\ (2) \\ (3) \\ (4) \end{array}$$

Step III

(4)

(2)

$$\left[\begin{array}{cccc|c} 1 & 1 & 0 & 0 & 4 \\ 0 & 1 & 0 & 1 & 5 \\ 0 & -1 & 1 & 0 & -2 \\ 0 & 0 & 1 & 1 & 3 \end{array} \right] \begin{array}{l} (1) \\ (2) \\ (3) \\ (4) \end{array}$$

Step IV

(3) + (2)

$$\left[\begin{array}{cccc|c} 1 & 1 & 0 & 0 & 4 \\ 0 & 1 & 0 & 1 & 5 \\ 0 & 0 & 1 & 1 & 3 \\ 0 & 0 & 1 & 1 & 3 \end{array} \right] \begin{array}{l} (1) \\ (2) \\ (3) \\ (4) \end{array}$$

Step V

(4) - (3)

$$\left[\begin{array}{cccc|c} 1 & 1 & 0 & 0 & 4 \\ 0 & 1 & 0 & 1 & 5 \\ 0 & 0 & 1 & 1 & 3 \\ 0 & 0 & 0 & 0 & 0 \end{array} \right] \begin{array}{l} (1) \\ (2) \\ (3) \\ (4) \end{array}$$

Infinite solutions!

Back to Tomography

Back substitution:

$$\left[\begin{array}{cccc|c} 1 & 1 & 0 & 0 & 4 \\ 0 & 1 & 0 & 1 & 5 \\ 0 & 0 & 1 & 1 & 3 \\ 0 & 0 & 0 & 0 & 0 \end{array} \right]$$

Row Echelon

$$\left[\begin{array}{cccc|c} 1 & * & * & * & * \\ 0 & 1 & * & * & * \\ 0 & 0 & 1 & * & * \\ 0 & 0 & 0 & 0 & 0 \end{array} \right]$$

Pivots

Reduced Row Echelon

$$\left[\begin{array}{cccc|c} 1 & 0 & 0 & * & * \\ 0 & 1 & 0 & * & * \\ 0 & 0 & 1 & * & * \\ 0 & 0 & 0 & 0 & 0 \end{array} \right]$$

Pivots

Basic variables

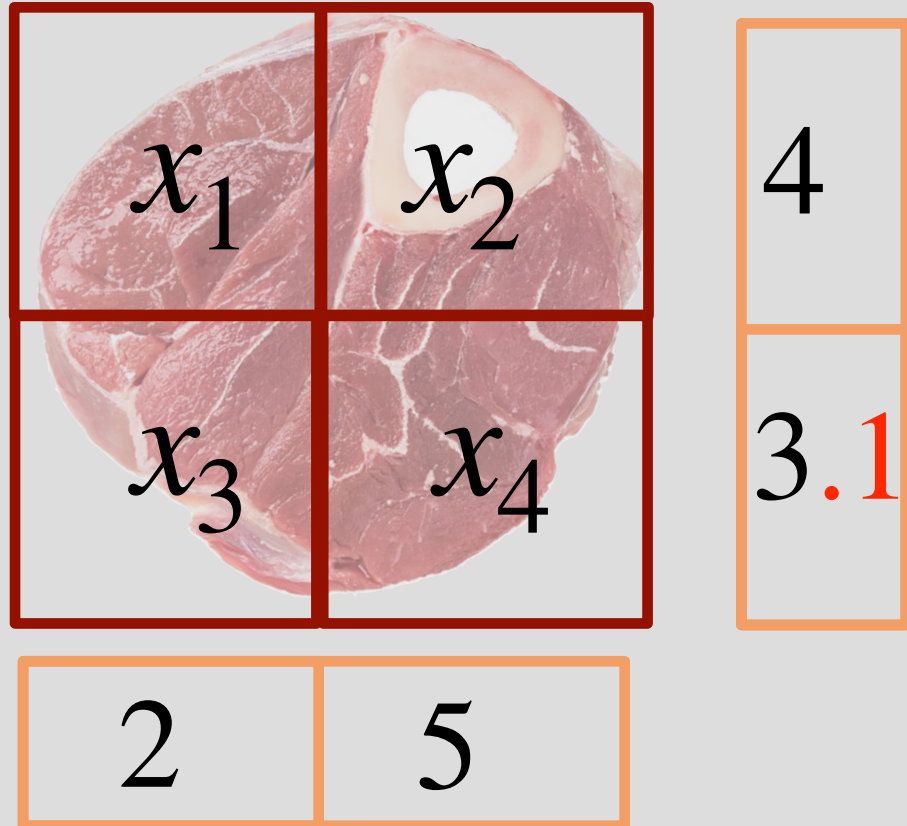
Free variables

(1)-(2)

$$\left[\begin{array}{cccc|c} 0 & 1 & 0 & 1 & 5 \\ 0 & 0 & 1 & 1 & 3 \\ 0 & 0 & 0 & 0 & 0 \end{array} \right]$$

Back to Tomography

Perturbations in the measurements



$$1 \cdot x_1 + 1 \cdot x_2 + 0 \cdot x_3 + 0 \cdot x_4 = 4$$

$$0 \cdot x_1 + 0 \cdot x_2 + 1 \cdot x_3 + 1 \cdot x_4 = 3.1$$

$$1 \cdot x_1 + 0 \cdot x_2 + 1 \cdot x_3 + 0 \cdot x_4 = 2$$

$$0 \cdot x_1 + 1 \cdot x_2 + 0 \cdot x_3 + 1 \cdot x_4 = 5$$

$$\left[\begin{array}{cccc|c} 1 & 1 & 0 & 0 & 4 \\ 0 & 0 & 1 & 1 & 3.1 \\ 1 & 0 & 1 & 0 & 2 \\ 0 & 1 & 0 & 1 & 5 \end{array} \right]$$

How do we solve it?

Back to Tomography

Step I

$$\left[\begin{array}{cccc|c} 1 & 1 & 0 & 0 & 4 \\ 0 & 0 & 1 & 1 & 3.1 \\ 1 & 0 & 1 & 0 & 2 \\ 0 & 1 & 0 & 1 & 5 \end{array} \right]$$

Step II

(3) - (1)

$$\left[\begin{array}{cccc|c} 1 & 1 & 0 & 0 & 4 \\ 0 & 0 & 1 & 1 & 3.1 \\ 0 & -1 & 1 & 0 & -2 \\ 0 & 1 & 0 & 1 & 5 \end{array} \right]$$

Step III

$$\left[\begin{array}{cccc|c} 1 & 1 & 0 & 0 & 4 \\ 0 & 1 & 0 & 1 & 5 \\ 0 & -1 & 1 & 0 & -2 \\ 0 & 0 & 1 & 1 & 3.1 \end{array} \right]$$

Step IV

(3) + (2)

$$\left[\begin{array}{cccc|c} 1 & 1 & 0 & 0 & 4 \\ 0 & 1 & 0 & 1 & 5 \\ 0 & 0 & 1 & 1 & 3 \\ 0 & 0 & 1 & 1 & 3.1 \end{array} \right]$$

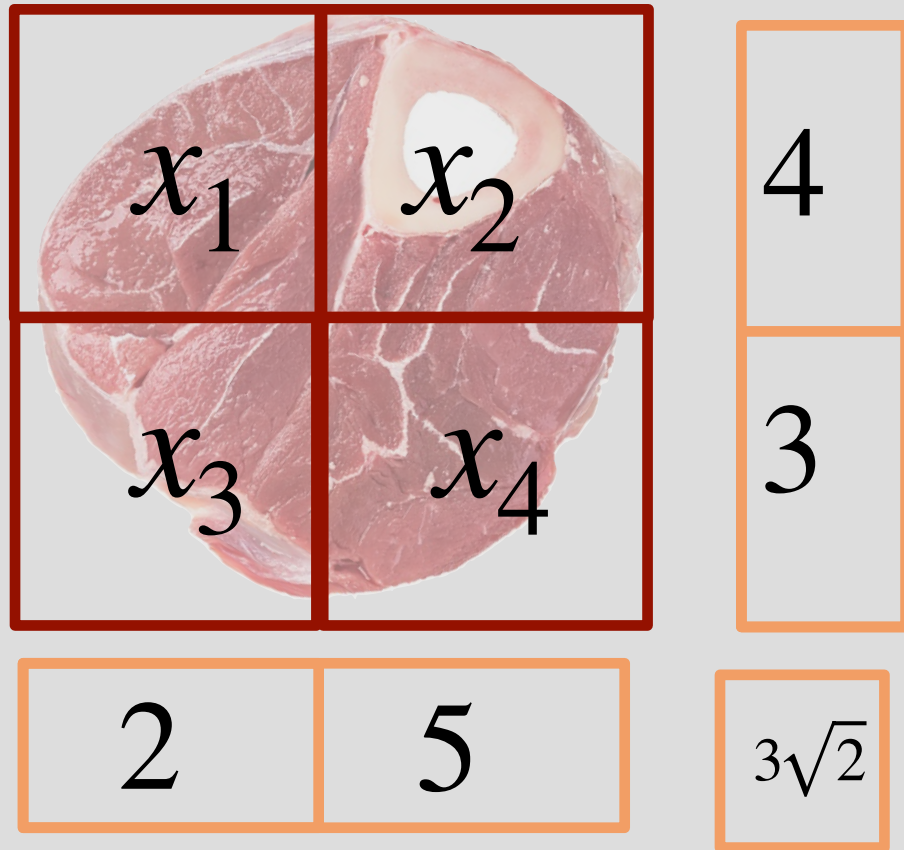
Step V

(4) - (3)

$$\left[\begin{array}{cccc|c} 1 & 1 & 0 & 0 & 4 \\ 0 & 1 & 0 & 1 & 5 \\ 0 & 0 & 1 & 1 & 3 \\ 0 & 0 & 0 & 0 & 0.1 \end{array} \right]$$

No Solution!

Back to Tomography



How do we solve it?

$$1 \cdot x_1 + 1 \cdot x_2 + 0 \cdot x_3 + 0 \cdot x_4 = 4$$

$$0 \cdot x_1 + 0 \cdot x_2 + 1 \cdot x_3 + 1 \cdot x_4 = 3$$

$$1 \cdot x_1 + 0 \cdot x_2 + 1 \cdot x_3 + 0 \cdot x_4 = 2$$

$$0 \cdot x_1 + 1 \cdot x_2 + 0 \cdot x_3 + 1 \cdot x_4 = 5$$

$$\sqrt{2}x_1 + 0 \cdot x_2 + 0 \cdot x_3 + \sqrt{2}x_4 = 3\sqrt{2}$$

$$\left[\begin{array}{cccc|c} 1 & 1 & 0 & 0 & 4 \\ 0 & 0 & 1 & 1 & 3 \\ 1 & 0 & 1 & 0 & 2 \\ 0 & 1 & 0 & 1 & 5 \\ \sqrt{2} & 0 & 0 & \sqrt{2} & 3\sqrt{2} \end{array} \right]$$

Gaussian Elimination

$$\left[\begin{array}{cccc|c} 1 & 1 & 0 & 0 & 4 \\ 0 & 0 & 1 & 1 & 3 \\ 1 & 0 & 1 & 0 & 2 \\ 0 & 1 & 0 & 1 & 5 \\ \sqrt{2} & 0 & 0 & \sqrt{2} & 3\sqrt{2} \end{array} \right]$$

(3) + (2)
(4) - (2)

$$\left[\begin{array}{c} | \\ | \\ | \\ | \\ | \end{array} \right]$$

(2) + (4)
(3) + (4)

$$\left[\begin{array}{c} | \\ | \\ | \\ | \\ | \end{array} \right]$$

$$\left[\begin{array}{c} | \\ | \\ | \\ | \\ | \end{array} \right]$$

(3) - (1)
(5) - $\sqrt{2} \times (1)$

(5) - (3)

$$\left[\begin{array}{c} | \\ | \\ | \\ | \\ | \end{array} \right]$$

(1) - (2)

$$\left[\begin{array}{c} | \\ | \\ | \\ | \\ | \end{array} \right]$$

$$\left[\begin{array}{c} | \\ | \\ | \\ | \\ | \end{array} \right]$$

-(5)/ $\sqrt{2}$
(2)

(4)/2
(5) - (4)

$$\left[\begin{array}{c} | \\ | \\ | \\ | \\ | \end{array} \right]$$

Gaussian Elimination

$$\left[\begin{array}{cccc|c} 1 & 1 & 0 & 0 & 4 \\ 0 & 0 & 1 & 1 & 3 \\ 1 & 0 & 1 & 0 & 2 \\ 0 & 1 & 0 & 1 & 5 \\ \sqrt{2} & 0 & 0 & \sqrt{2} & 3\sqrt{2} \end{array} \right]$$

$$\begin{array}{l} (3) - (1) \\ (5) - \sqrt{2} \times (1) \end{array} \left[\begin{array}{cccc|c} 1 & 1 & 0 & 0 & 4 \\ 0 & 0 & 1 & 1 & 3 \\ 0 & -1 & 1 & 0 & -2 \\ 0 & 1 & 0 & 1 & 5 \\ 0 & -\sqrt{2} & 0 & \sqrt{2} & -\sqrt{2} \end{array} \right]$$

$$\begin{array}{l} -(5)/\sqrt{2} \\ (2) \end{array} \left[\begin{array}{cccc|c} 1 & 1 & 0 & 0 & 4 \\ 0 & 1 & 0 & -1 & 1 \\ 0 & -1 & 1 & 0 & -2 \\ 0 & 1 & 0 & 1 & 5 \\ 0 & 0 & 1 & 1 & 3 \end{array} \right]$$

$$\begin{array}{l} (3) + (2) \\ (4) - (2) \end{array} \left[\begin{array}{cccc|c} 1 & 1 & 0 & 0 & 4 \\ 0 & 1 & 0 & -1 & 1 \\ 0 & 0 & 1 & -1 & -1 \\ 0 & 0 & 0 & 2 & 4 \\ 0 & 0 & 1 & 1 & 3 \end{array} \right]$$


$$(5) - (3) \left[\begin{array}{cccc|c} 1 & 1 & 0 & 0 & 4 \\ 0 & 1 & 0 & -1 & 1 \\ 0 & 0 & 1 & -1 & -1 \\ 0 & 0 & 0 & 2 & 4 \\ 0 & 0 & 0 & 2 & 4 \end{array} \right]$$

$$\begin{array}{l} (4)/2 \\ (5) - (4) \end{array} \left[\begin{array}{cccc|c} 1 & 1 & 0 & 0 & 4 \\ 0 & 1 & 0 & -1 & 1 \\ 0 & 0 & 1 & -1 & -1 \\ 0 & 0 & 0 & 1 & 2 \\ 0 & 0 & 0 & 0 & 0 \end{array} \right]$$

$$\begin{array}{l} (2) + (4) \\ (3) + (4) \end{array} \left[\begin{array}{cccc|c} 1 & 1 & 0 & 0 & 4 \\ 0 & 1 & 0 & 0 & 3 \\ 0 & 0 & 1 & 0 & 1 \\ 0 & 0 & 0 & 1 & 2 \\ 0 & 0 & 0 & 0 & 0 \end{array} \right]$$

$$(1) - (2) \left[\begin{array}{cccc|c} 1 & 0 & 0 & 0 & 1 \\ 0 & 1 & 0 & 0 & 3 \\ 0 & 0 & 1 & 0 & 1 \\ 0 & 0 & 0 & 1 & 2 \\ 0 & 0 & 0 & 0 & 0 \end{array} \right]$$

Tomography Solved!



Possible reconstruction

1	3
1	2

$$\begin{matrix} x_1 & x_2 & x_3 & x_4 & \\ \left[\begin{array}{cccc|c} 1 & 0 & 0 & 0 & 1 \\ 0 & 1 & 0 & 0 & 3 \\ 0 & 0 & 1 & 0 & 1 \\ 0 & 0 & 0 & 1 & 2 \\ 0 & 0 & 0 & 0 & 0 \end{array} \right] \end{matrix}$$

Blurred version of :



Geometric Interpretation

(1) $x + 4y = 6$

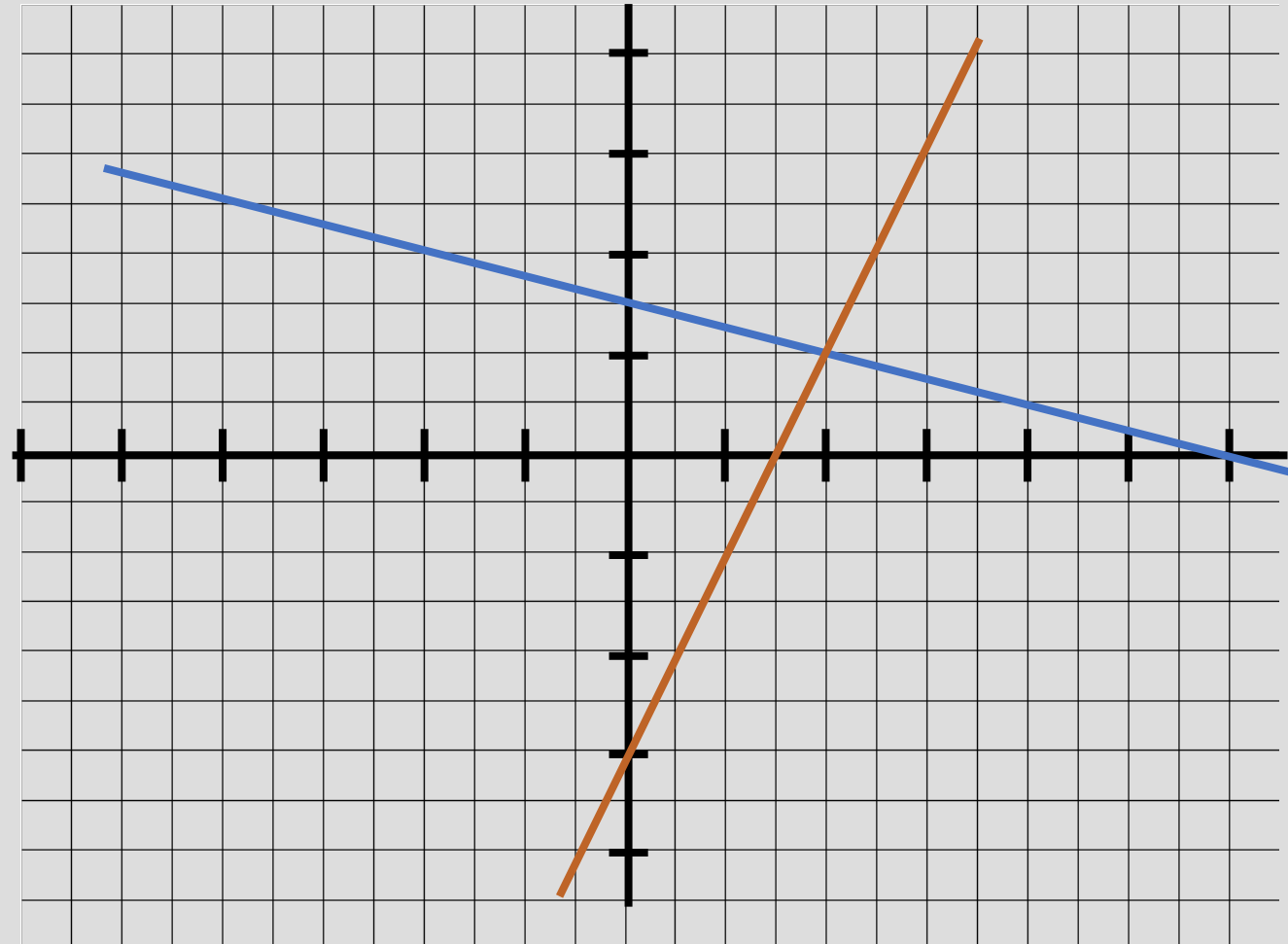
$x = 0 \Rightarrow y = 1.5$ $y = 0 \Rightarrow x = 6$

(2) $2x - y = 3$

$x = 0 \Rightarrow y = -3$ $y = 0 \Rightarrow x = 1.5$

Single Solution!

$x = 2, y = 1$



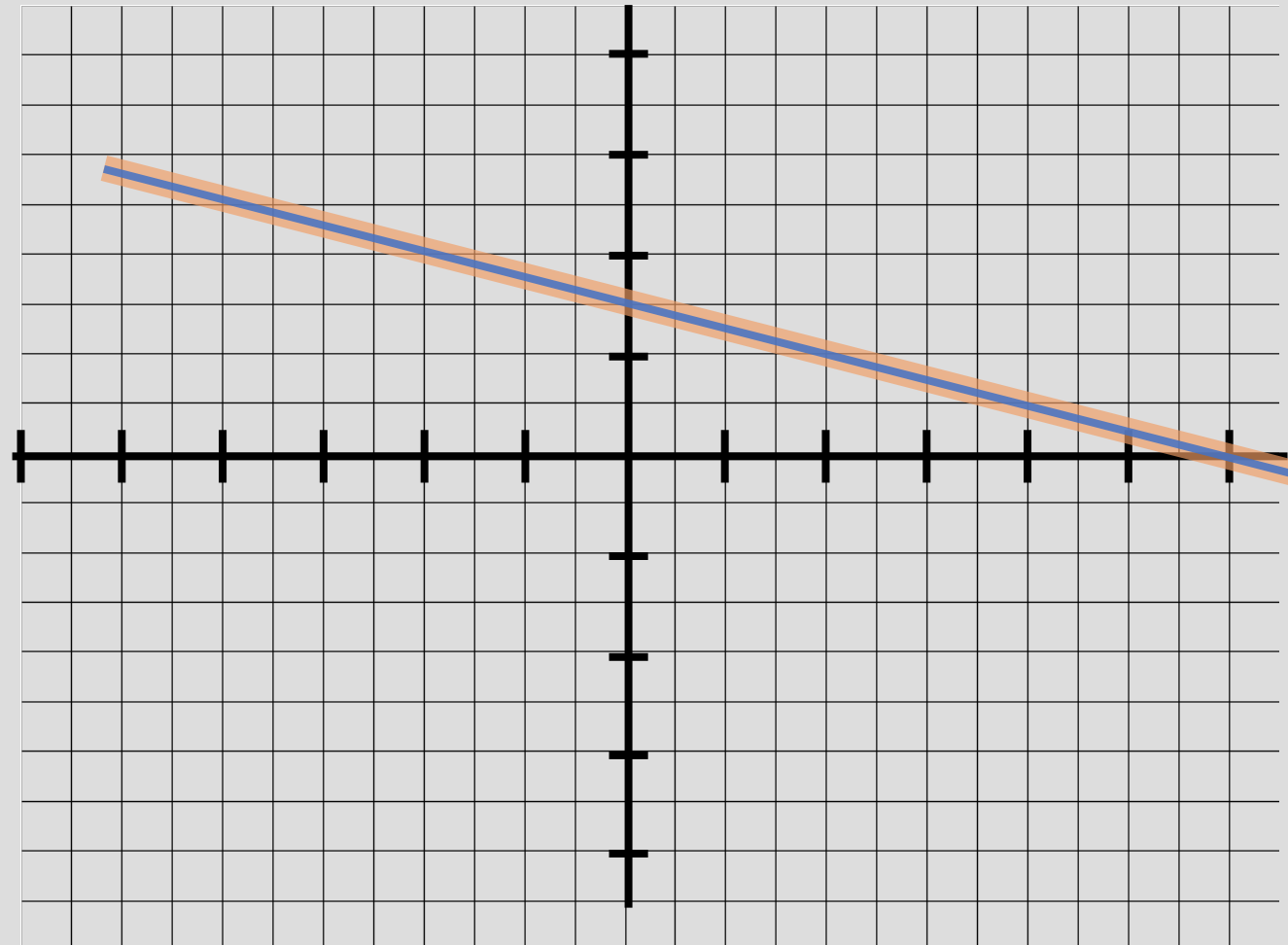
Geometric Interpretation

(1) $x + 4y = 6$ $x = 0 \Rightarrow y = 1.5$ $y = 0 \Rightarrow x = 6$

(2) $2x + 8y = 12$ $x = 0 \Rightarrow y = 1.5$ $y = 0 \Rightarrow x = 6$

Infinite Solutions!
anything that satisfies:

$$x = 6 - 4y_0$$

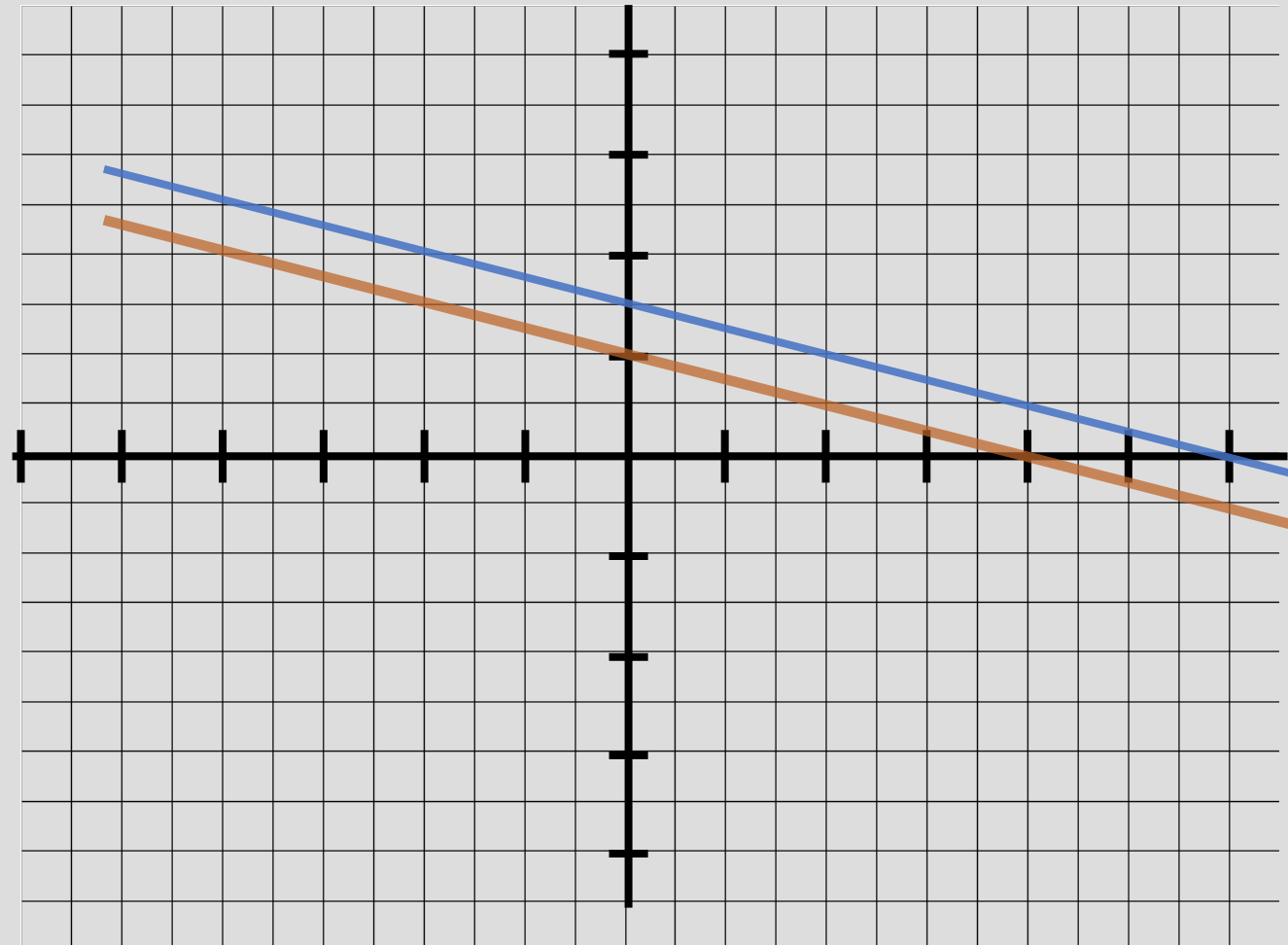


Geometric Interpretation

(1) $x + 4y = 6$ $x = 0 \Rightarrow y = 1.5$ $y = 0 \Rightarrow x = 6$

(2) $2x + 8y = \underline{8}$ $x = 0 \Rightarrow y = 1$ $y = 0 \Rightarrow x = 4$

No Solutions!
Parallel lines do not intersect!



Gaussian Elimination Summary

- Reduce to row-echelon form, from left-to-right by using:
 - Multiply an equation with *nonzero* scalar
 - Adding a scalar constant multiple of one equation to another
 - Swapping equations


Single solution

$$\left[\begin{array}{cccc|c} 1 & * & * & * & * \\ 0 & 1 & * & * & * \\ 0 & 0 & 1 & * & * \\ 0 & 0 & 0 & 1 & * \end{array} \right]$$

Infinite solutions

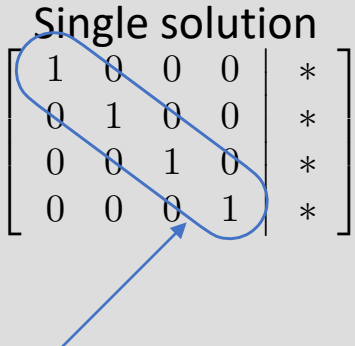
$$\left[\begin{array}{cccc|c} 1 & * & * & * & * \\ 0 & 1 & * & * & * \\ 0 & 0 & 0 & 1 & * \\ 0 & 0 & 0 & 0 & 0 \end{array} \right]$$

No solution

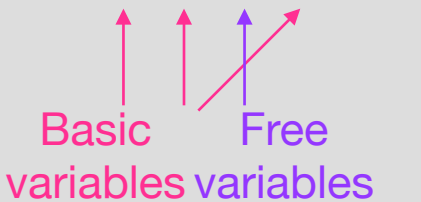
$$\left[\begin{array}{cccc|c} 1 & * & * & * & * \\ 0 & 1 & * & * & * \\ 0 & 0 & 0 & 1 & * \\ 0 & 0 & 0 & 0 & * \end{array} \right]$$


- Back substitute to reduced row-echelon form, from right-to-left

Single solution

$$\left[\begin{array}{cccc|c} 1 & 0 & 0 & 0 & * \\ 0 & 1 & 0 & 0 & * \\ 0 & 0 & 1 & 0 & * \\ 0 & 0 & 0 & 1 & * \end{array} \right]$$


Infinite solutions

$$\left[\begin{array}{cccc|c} 1 & 0 & * & 0 & * \\ 0 & 1 & * & 0 & * \\ 0 & 0 & 0 & 1 & * \\ 0 & 0 & 0 & 0 & 0 \end{array} \right]$$


Pivots

Basic variables
Free variables

Data: Augmented matrix $A \in \mathbb{R}^{m \times (n+1)}$, for a system of m equations with n variables

Result: Reduced form of augmented matrix

Forward elimination procedure:

```

for each variable index  $i$  from 1 to  $n$  do
  if entry in row  $i$ , column  $i$  of  $A$  is 0 then
    if all entries in column  $i$  and row  $> i$  of  $A$  are 0 then
      proceed to next variable index;
    else
      find  $j$ , the smallest row index  $> i$  of  $A$  for which entry in column  $i \neq 0$ ;
      # The following rows implement the "swap" operation:
      old_row_j  $\leftarrow$  row  $j$  of  $A$ ;
      row  $j$  of  $A \leftarrow$  row  $i$  of  $A$ ;
      row  $i$  of  $A \leftarrow$  old_row_j;
    end
  end
  divide row  $i$  of  $A$  by entry in row  $i$ , column  $i$  of  $A$ ;
  for each row index  $k$  from  $i+1$  to  $m$  do
    scaled_row_i  $\leftarrow$  row  $i$  of  $A$  times entry in row  $k$ , column  $i$  of  $A$ ;
    row  $k$  of  $A \leftarrow$  row  $k$  of  $A -$  scaled_row_i;
  end

```

end

Back substitution procedure:

```

for each variable index  $u$  from  $n-1$  to 1 do
  if entry in row  $u$ , column  $u$  of  $A \neq 0$  then
    for each row  $v$  from  $u-1$  to 1 do
      scaled_row_u  $\leftarrow$  row  $u$  of  $A$  times entry in row  $v$ , column  $u$  of  $A$ ;
      row  $v$  of  $A \leftarrow$  row  $v$  of  $A -$  scaled_row_u;
    end
  end

```

end

Algorithm 1: The Gaussian elimination algorithm.

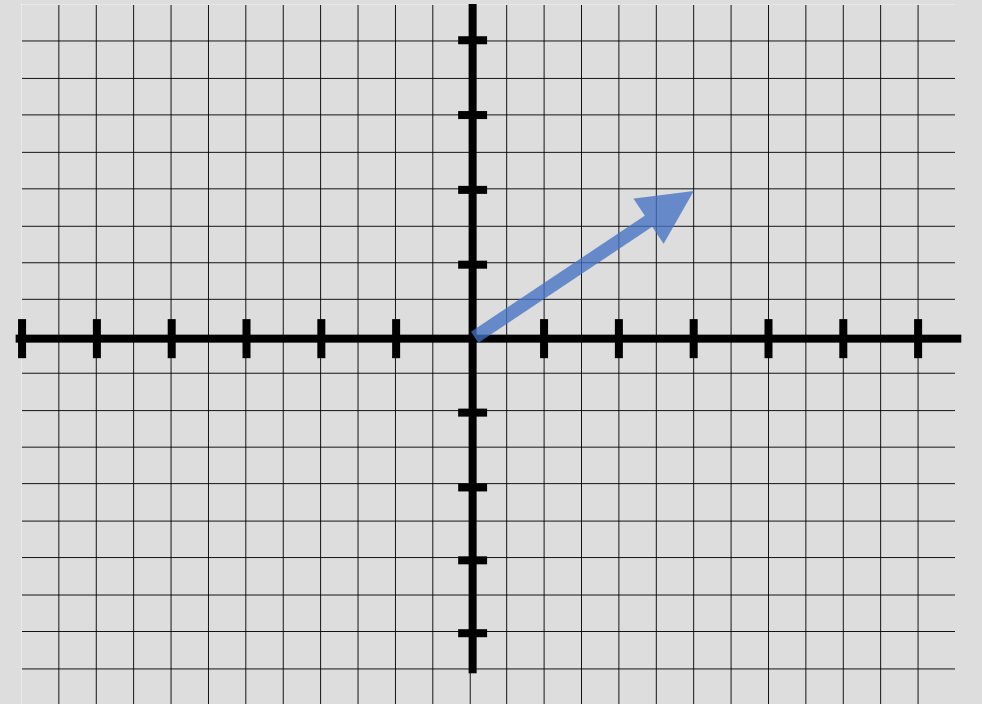
Vectors

- An array of N numbers
 - Represents coordinates in an N -dimensional space

$$\vec{x} = \begin{bmatrix} x_1 \\ x_1 \\ \vdots \\ x_N \end{bmatrix}, \quad \vec{x} \in \mathbb{R}^N$$

- For example:

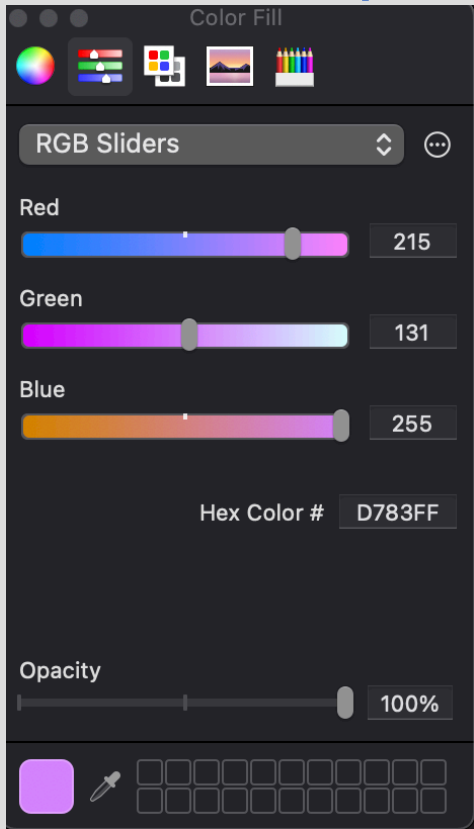
$$\vec{x} = \begin{bmatrix} 3 \\ 2 \end{bmatrix}, \quad \vec{x} \in \mathbb{R}^2$$



Vectors


- Since it's an array of numbers, it can represent other things....

pixel color



$$\vec{x} = \begin{bmatrix} 215 \\ 131 \\ 25 \end{bmatrix}$$

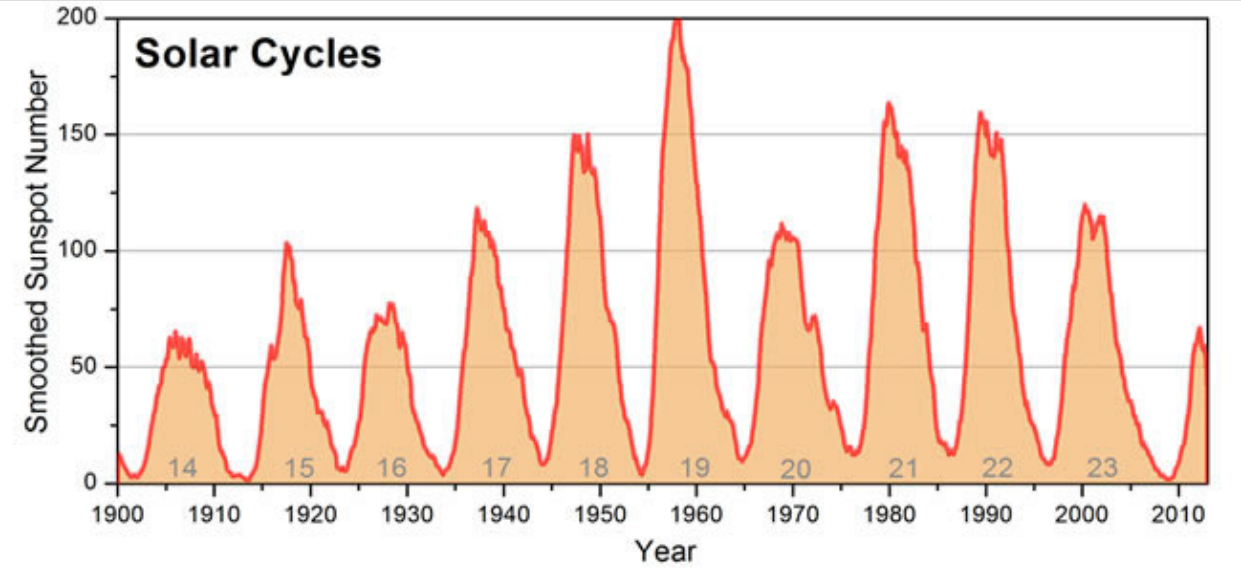
pixel values in an image



$$\vec{x} = \begin{bmatrix} x_1 \\ x_2 \\ x_3 \\ x_4 \end{bmatrix}$$

Vectors

Data



$$\vec{x} = \begin{bmatrix} x_1 \\ x_2 \\ \vdots \\ x_{120} \end{bmatrix}$$

Special Vectors

$$\vec{0} = \begin{bmatrix} 0 \\ 0 \\ \vdots \\ 0 \end{bmatrix}$$

$$\vec{1} = \begin{bmatrix} 1 \\ 1 \\ \vdots \\ 1 \end{bmatrix}$$

$$\vec{e}_1 = \begin{bmatrix} 1 \\ 0 \\ \vdots \\ 0 \end{bmatrix}$$

$$\vec{e}_2 = \begin{bmatrix} 0 \\ 1 \\ \vdots \\ 0 \end{bmatrix}$$

$$\vec{e}_N = \begin{bmatrix} 0 \\ 0 \\ \vdots \\ 1 \end{bmatrix}$$

Matrices

- A collection of numbers in a rectangular form

$$X = \begin{bmatrix} x_{11} & x_{12} & \cdots & x_{1M} \\ x_{21} & x_{22} & \cdots & x_{2M} \\ \vdots & \vdots & \cdots & \vdots \\ x_{N1} & x_{N2} & \cdots & x_{NM} \end{bmatrix}, \quad X \in \mathbb{R}^{N \times M}$$

- Or a collection of M, N-length vectors

$$X = \begin{bmatrix} \vec{x}_1 & \vec{x}_2 & \cdots & \vec{x}_M \end{bmatrix}, \quad X \in \mathbb{R}^{N \times M}$$

Vectors as Matrices

- A vector is a degenerate matrix

$$\vec{x} = \begin{bmatrix} x_1 \\ x_1 \\ \vdots \\ x_N \end{bmatrix}, \quad \vec{x} \in \mathbb{R}^{N \times 1}$$

- A scalar is a degenerate vector or matrix

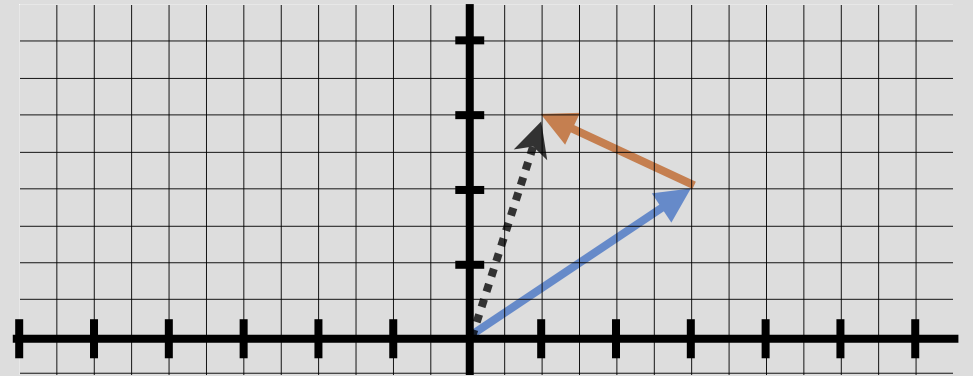
$$a \in \mathbb{R}^{1 \times 1}$$

Vector addition

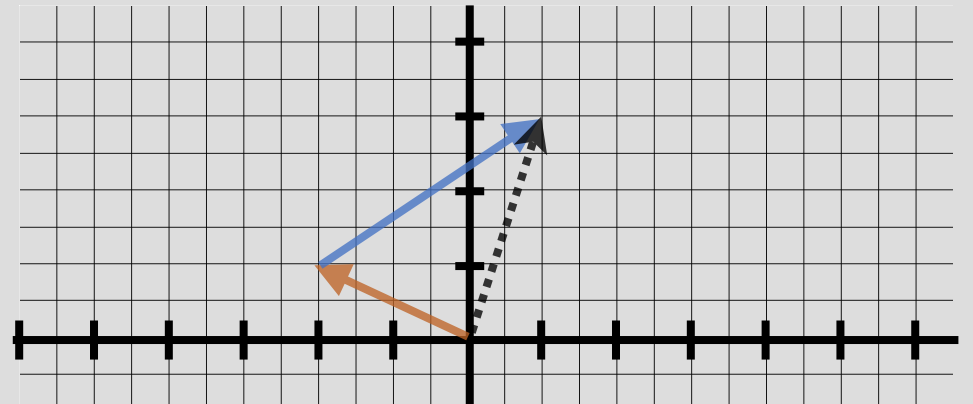
- Two vectors of the same length can be added
 - Addition is element-wise

$$\vec{x} = \begin{bmatrix} 3 \\ 2 \end{bmatrix}, \quad \vec{y} = \begin{bmatrix} -2 \\ 1 \end{bmatrix}$$

$$\vec{x} + \vec{y} =$$



$$\vec{y} + \vec{x} =$$



Properties of vector addition

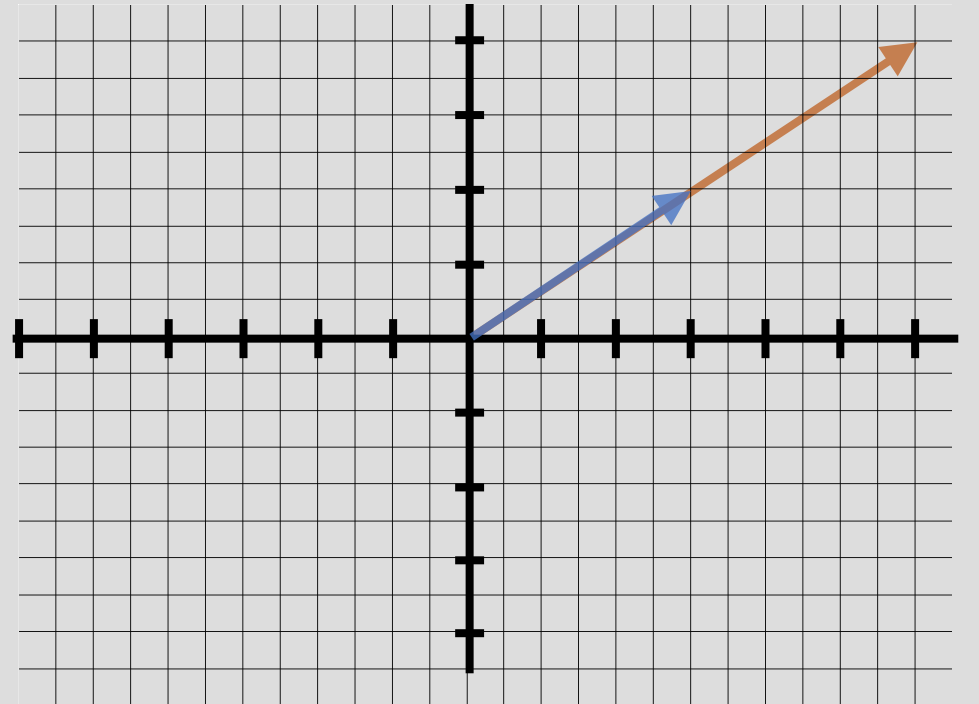
- Commutativity: $\vec{x} + \vec{y} = \vec{y} + \vec{x}$
- Associativity: $(\vec{x} + \vec{y}) + \vec{z} = \vec{x} + (\vec{y} + \vec{z})$
- Additive negative: $\vec{x} + (-\vec{x}) = \vec{0}$
- Additive identity: $\vec{x} + \vec{0} = \vec{x}$

Scalar Vector Multiplication

- Multiplying with a scalar result in multiplying each element.

$$a\vec{x} = \begin{bmatrix} ax_1 \\ ax_1 \\ \vdots \\ ax_{N \times 1} \end{bmatrix}$$

$$2 \cdot \vec{x} = 2 \cdot \begin{bmatrix} 3 \\ 2 \end{bmatrix} = \begin{bmatrix} 6 \\ 4 \end{bmatrix}$$



Vector Transpose

- \vec{x}^T is the transpose of \vec{x}

$$\vec{x} = \begin{bmatrix} x_1 \\ x_1 \\ \vdots \\ x_N \end{bmatrix}, \quad \vec{x} \in \mathbb{R}^{N \times 1}$$

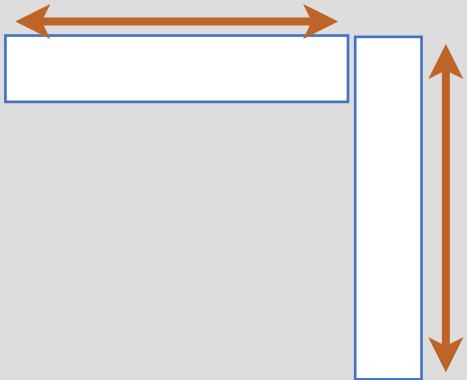

$$\vec{x}^T = [x_1 \quad x_1 \quad \cdots \quad x_N], \quad \vec{x}^T \in \mathbb{R}^{1 \times N}$$

- \vec{x} is always a column vector
- To represent a row vector, write: \vec{x}^T

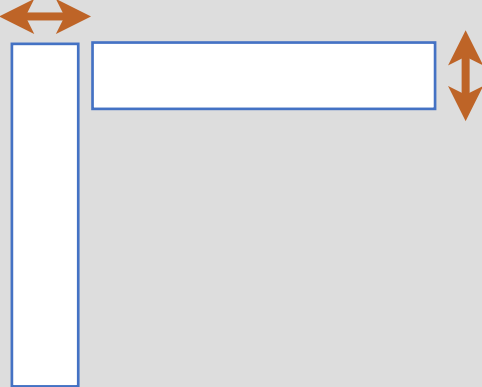
Vector Matrix Multiplication

- Let $\vec{x} \in \mathbb{R}^{N \times 1}$, $\vec{y} \in \mathbb{R}^{N \times 1}$, $\vec{z} \in \mathbb{R}^{M \times 1}$
- Multiplication is valid only for specific matching dimensions!

Like this....



and like that!




Or

Vector Vector Multiplication


$$\vec{x}, \vec{y} \in \mathbb{R}^{N \times 1}$$

$$\vec{y}^T \vec{x} = \begin{matrix} & 1 \times N \\ \text{[]} & \text{[]} \\ & N \times 1 \end{matrix}$$

Like this....



and like that!




Vector Vector Multiplication

$$\vec{x}, \vec{y} \in \mathbb{R}^{N \times 1}$$

$$\vec{y}^T \vec{x} = \begin{matrix} & \text{1} \times \text{N} \\ \boxed{} & \boxed{} \\ & \text{N} \times \text{1} \end{matrix} = \underbrace{y_1x_1 + y_2x_2 + y_3x_3 + \dots + y_Nx_N}_{\text{scalar } 1 \times 1}$$

Like this....



and like that!




Also known as "inner product" or "dot product"

Vector Vector Multiplication

$$\vec{x}, \vec{y} \in \mathbb{R}^{N \times 1}$$

Like this....



and like that!



$$\vec{y}^T \vec{x} =$$

$$= y_1x_1 + y_2x_2 + y_3x_3 + \dots + y_Nx_N$$

scalar 1×1

Also known as “inner product” or “dot product”

$$\vec{x} \vec{y}^T =$$

$1 \times N$

$N \times 1$

$$=$$

$N \times N$

Vector Vector Multiplication

$$\vec{x}, \vec{y} \in \mathbb{R}^{N \times 1}$$

Like this....



and like that!



$$\vec{y}^T \vec{x} =$$

$$= y_1x_1 + y_2x_2 + y_3x_3 + \dots + y_Nx_N$$

scalar 1×1

Also known as “inner product”
or “dot product”

$$\vec{x} \vec{y}^T =$$

$1 \times N$

$N \times 1$

$$= \begin{bmatrix} x_1y_1 & x_1y_2 & \dots & x_1y_N \\ x_2y_1 & x_2y_2 & \dots & x_2y_N \\ \vdots & \vdots & \dots & \vdots \\ x_Ny_1 & x_Ny_2 & \dots & x_Ny_N \end{bmatrix}$$

$N \times N$

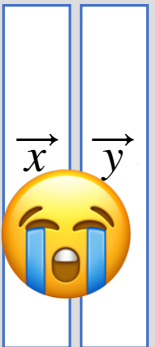
Do not commute!

Also known as “outer product”


Vector Matrix Multiplication

- Let $\vec{x} \in \mathbb{R}^{N \times 1}$, $\vec{y} \in \mathbb{R}^{N \times 1}$, $\vec{z} \in \mathbb{R}^{M \times 1}$
- $N \times 1$ with $1 \times M$ with output: $N \times M$
- $M \times 1$ with $1 \times N$ with output: $M \times N$
- $1 \times N$ with $N \times 1$ with output: 1×1

$$\vec{x} \cdot \vec{y}$$

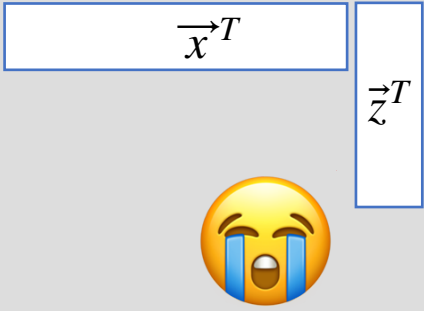


$$\vec{x}^T \cdot \vec{y}$$




1×1

$$\vec{x}^T \cdot \vec{z}$$

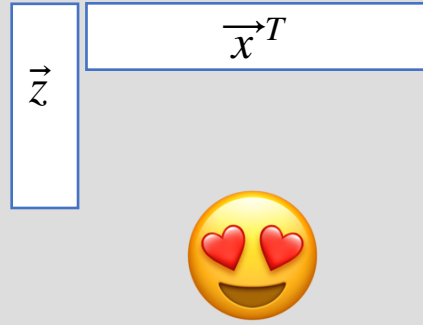


$$\vec{x} \cdot \vec{z}^T$$



$N \times M$

$$\vec{z} \cdot \vec{x}^T$$



$M \times N$